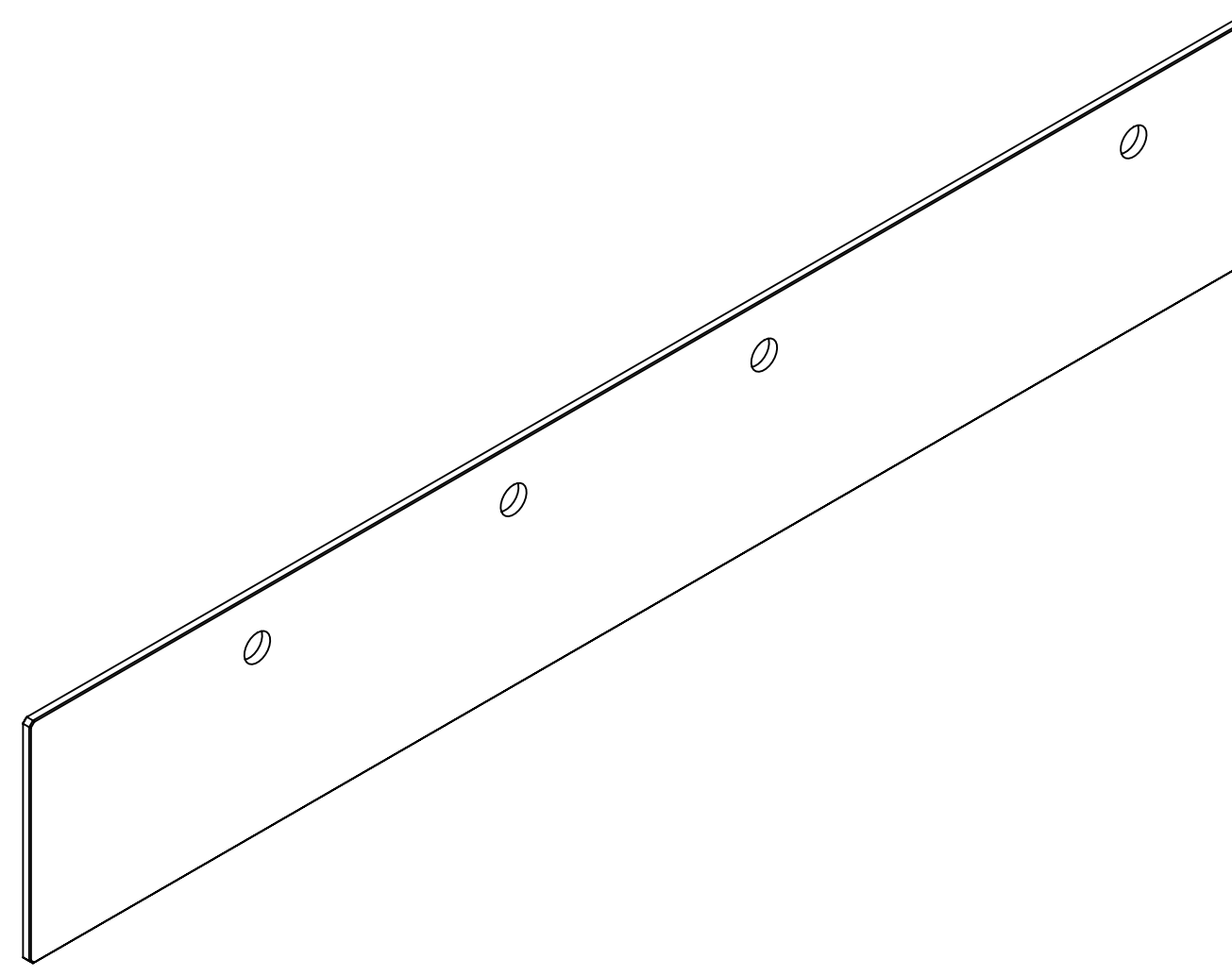
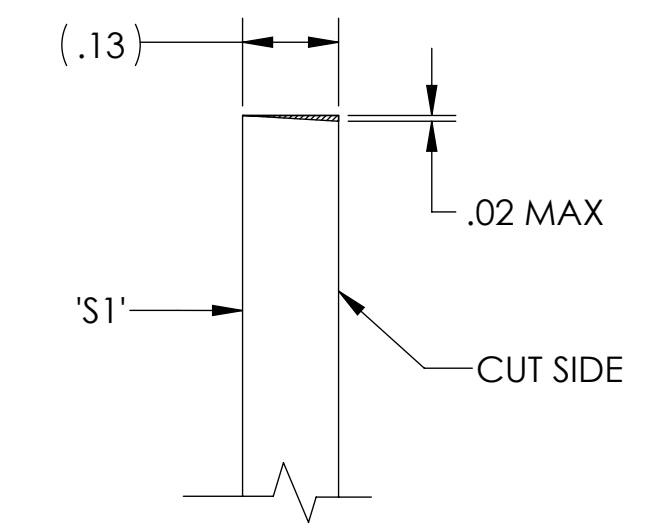
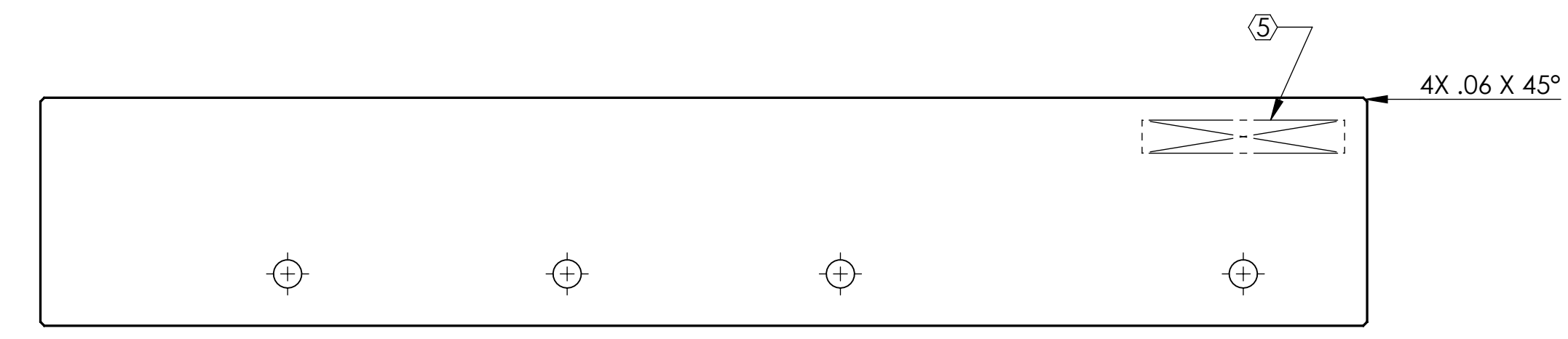
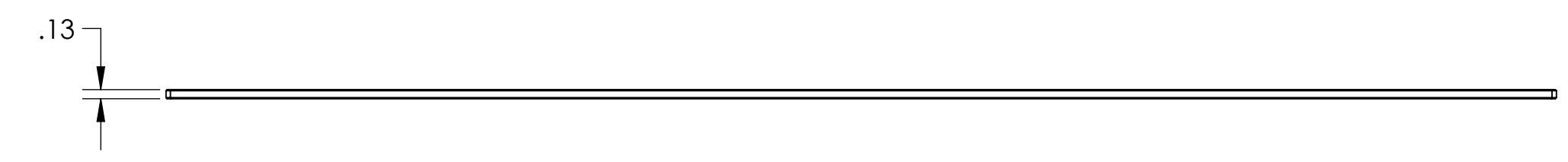
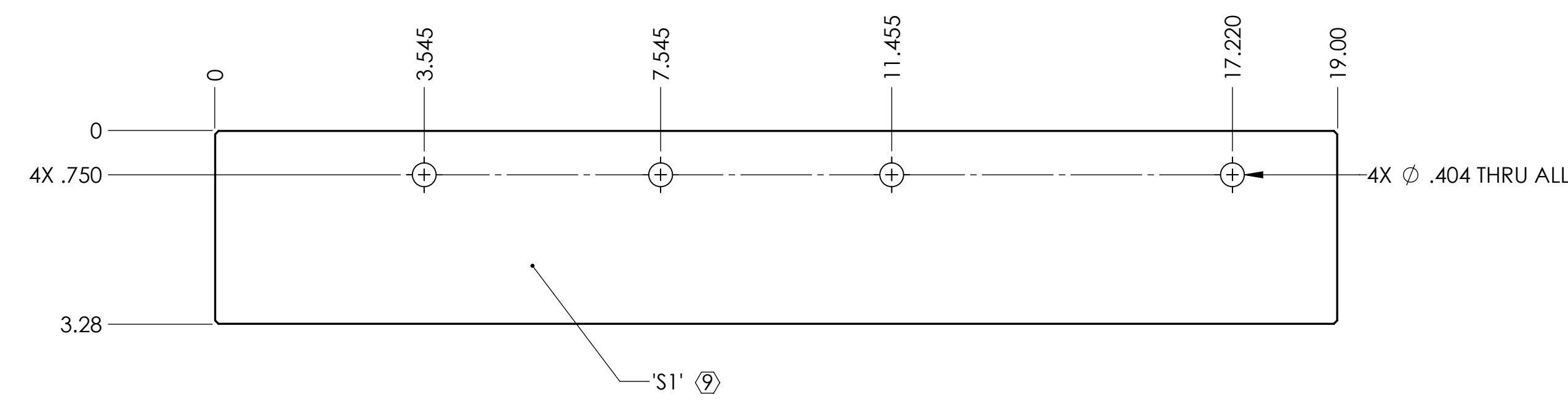


**NOTES CONTINUED:**  
 5. SCRIBE, ENGRAVE (A VIBRATORY TOOL MAY BE USED), LASER MARK OR MECHANICALLY STAMP (NO INKS OR DYES) DRAWING PART NUMBER, REVISION (AND VARIANT OR 'TYPE' IF APPLICABLE) ON NOTED SURFACE OF PART FOLLOWED ON THE NEXT LINE WITH A THREE DIGIT SERIAL NUMBER. SERIAL NUMBERS START AT 001 FOR THE FIRST ARTICLE AND PROCEED CONSECUTIVELY. USE MINIMUM 0.12" HIGH CHARACTERS, UNLESS THE SIZE OF THE PART DICTATES SMALLER CHARACTERS. EXAMPLE: DXXXXXX-VY, TYPE-XX, S/N XXX

- 6. MATERIAL: SCHOTT ATHERMAL® 14 A1 DIN GS 0196 CE WITHOUT GOLD MIRROR COATING.
- 7. PART TO BE FREE OF SCRATCHES. NO ABRASION AT CUT EDGES.
- 8. 40/20 SCRATCH/DIG (GOAL) BUT CONSISTENT WITH COMMERCIAL-OFF-THE-SHELF WELDER'S GLASS MATERIAL.
- 9. COAT 1 SIDE 'S1' (AS SHOWN ON DRAWING)
- 10. R < 0.5% AT 1064 NM LASER WAVELENGTH.
- 11. A.O.I= 0 DEG. (NORMAL INCIDENCE BEAM)
- 10. CUT AWAY FROM SIDE 1 AS PER DETAIL 'A'
- 11. CLEAR APERTURE 0.25" FROM EDGE ON ALL SIDES OF EACH PIECE OF GLASS (i.e. HOLDING AREA ON GLASS FOR COATING)



ISO VIEW



DETAIL 'A'  
(KERF TAPER ANGLE) 10

REV.	DATE	DCN #	DRAWING TREE #
v1	06 FEB 2015	E1500047-x0	-
-	-	-	-
-	-	-	-

DIMENSIONS ARE IN INCHES		<b>NOTES AND TOLERANCES: (UNLESS OTHERWISE SPECIFIED)</b> 1. INTERPRET DRAWING PER ASME Y14.5-1994. 2. REMOVE ALL SHARP EDGES, .005-.015, FOR MACHINED PARTS. 3. DO NOT SCALE FROM DRAWING. 4. ALL MACHINING FLUIDS MUST BE FULLY SYNTHETIC, FULLY WATER SOLUBLE AND FREE OF SULFUR, SILICONE, AND CHLORINE.		CALIFORNIA INSTITUTE OF TECHNOLOGY MASSACHUSETTS INSTITUTE OF TECHNOLOGY		<b>PART NAME</b> aLIGO, OMC, Stray light baffle, HORZ PANEL (-X Side)	
TOLERANCES: .XX ± .01 .XXX ± .005		<b>MATERIAL</b> SEE NOTE 6		<b>FINISH</b> N/A μinch		<b>SYSTEM</b> ADVANCED LIGO	
ANGULAR ± 1.0°		<b>NEXT ASSY</b> D0900295		<b>SUB-SYSTEM</b> AOS		<b>DESIGNER</b> E.SANCHEZ	
				<b>CHECKER</b> SEE DCC		<b>DATE</b> 26 JAN 2015	
				<b>APPROVAL</b> SEE DCC		<b>SIZE</b> D	
				<b>SCALE</b> 1:2		<b>DWG. NO.</b> D1500048	
				<b>PROJECTION</b> 		<b>REV.</b> v1	
				<b>SHEET 1 OF 1</b>			

D1500048 aLIGO, OMC, Stray light baffle, HORZ PANEL (-X Side), PART PDM REV., DRAWING PDM REV.