

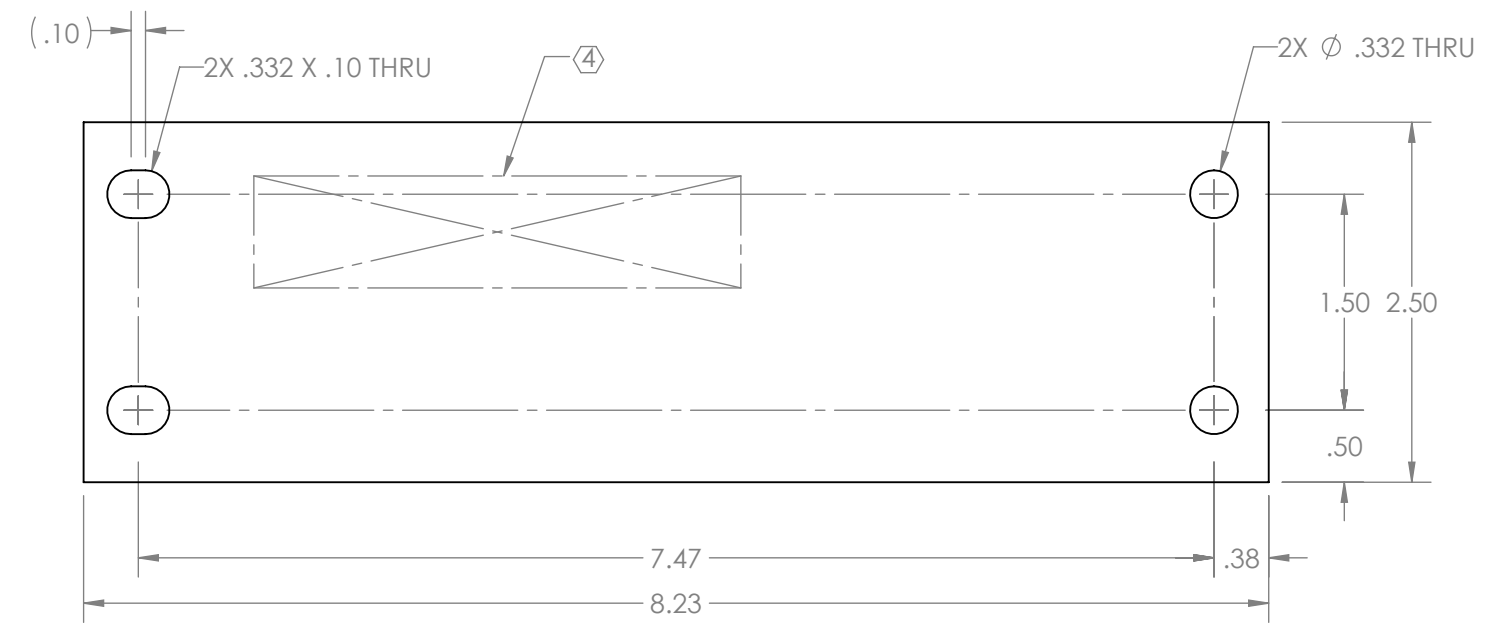
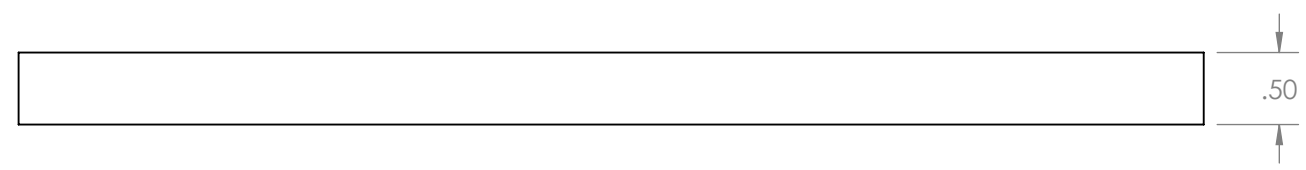
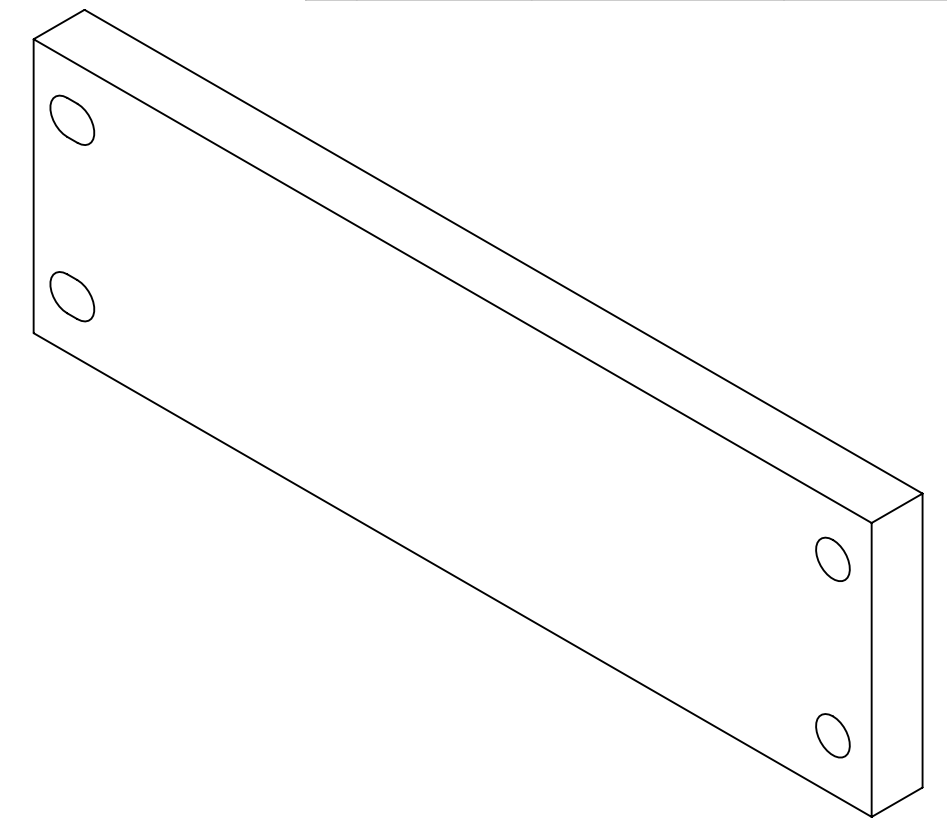
8 7 6 5 4 3 2 1

REV.	DATE	DCN #	DRAWING TREE #
v1	12 MAR 2013	-	-
-	-	-	-
-	-	-	-

NOTES CONTINUED:

④ SCRIBE, ENGRAVE (A VIBRATORY TOOL MAY BE USED), LASER MARK OR MECHANICALLY STAMP (NO INKS OR DYES) DRAWING PART NUMBER, REVISION (AND VARIANT OR "TYPE" IF APPLICABLE) ON NOTED SURFACE OF PART FOLLOWED ON THE NEXT LINE WITH A THREE DIGIT SERIAL NUMBER. SERIAL NUMBERS START AT 001 FOR THE FIRST ARTICLE AND PROCEED CONSECUTIVELY. USE MINIMUM 0.12" HIGH CHARACTERS, UNLESS THE SIZE OF THE PART DICTATES SMALLER CHARACTERS. EXAMPLE: DXXXXXX-VY, TYPE-XX, S/N XXX

5. WEIGHT: 0.98 LB.



D1300237 aLIGO Pcal Tooling, Periscope Stabilizing Bar, PART PDM REV: X-004, DRAWING PDM REV: X-001

NOTES AND TOLERANCES: (UNLESS OTHERWISE SPECIFIED)	
DIMENSIONS ARE IN INCHES	
TOLERANCES: .XX ± .01 .XXX ± .005 ANGULAR ± 0.5°	
MATERIAL	6061-T6 Al
FINISH	250 μinch Ra MAX

CALIFORNIA INSTITUTE OF TECHNOLOGY MASSACHUSETTS INSTITUTE OF TECHNOLOGY		PART NAME aLIGO PCAL TOOLING, PERISCOPE STABILIZING BAR	
SYSTEM	ADVANCED LIGO	SUB-SYSTEM	AOS
DESIGNER	R. SAVAGE	DATE	11 MAR 2013
DRAFTER	C. CONLEY	DATE	12 MAR 2013
CHECKER		SIZE	B
APPROVAL		DWG. NO.	D1300237
		SCALE	NONE
		PROJECTION	
		SHEET 1 OF 1	

8 7 6 5 4 3 2 1