

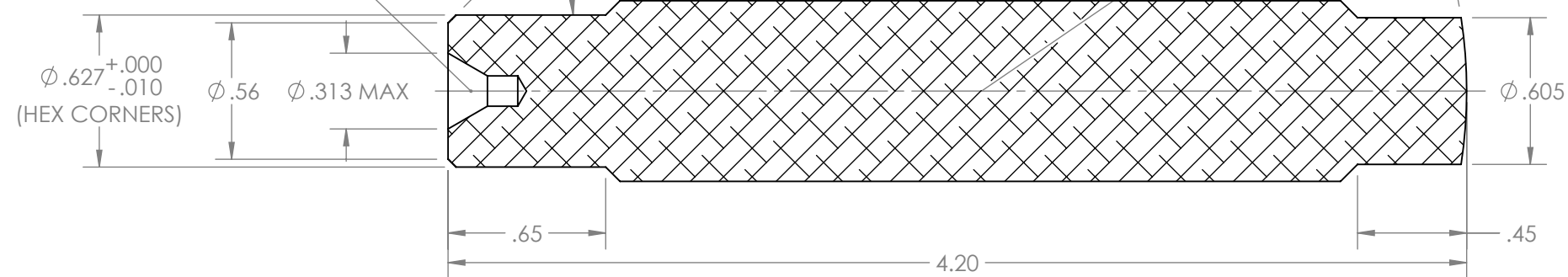
NOTES CONTINUED:

4. WRAP PARTS FOR PROTECTION AGAINST DAMAGE. BAG AND TAG WRAPPED LOT WITH DRAWING NUMBER, REVISION, QUANTITY, AND LOT SERIAL NUMBER. LOT SERIAL NUMBERS START AT 001 AND PROCEED CONSECUTIVELY. EXAMPLE (TAG): D1300228-V1, QTY: X, LOT S/N 001.

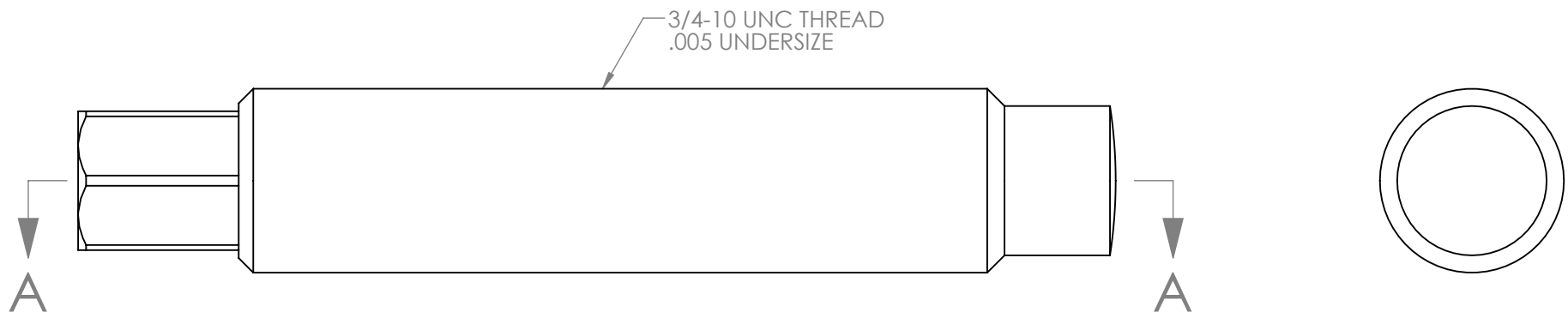
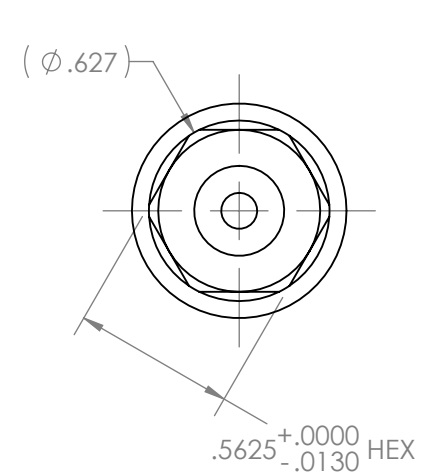
5. WEIGHT: 0.45 LB.

REV.	DATE	DCN #	DRAWING TREE #
v1	12 MAR 2013	-	-
-	-	-	-
-	-	-	-

#4 60° CENTER DRILL HOLE PERMISSIBLE THIS END



SECTION A-A



NOTES AND TOLERANCES: (UNLESS OTHERWISE SPECIFIED)

DIMENSIONS ARE IN INCHES
 TOLERANCES:
 .XX ± .01
 .XXX ± .005
 ANGULAR ± 0.5°

1. INTERPRET DRAWING PER ASME Y14.5-1994.
2. BREAK ALL SHARP EDGES, .02 MAX.
3. DO NOT SCALE FROM DRAWING.

MATERIAL NITRONIC 60
 FINISH 250 μinch Ra MAX

LIGO CALIFORNIA INSTITUTE OF TECHNOLOGY
 MASSACHUSETTS INSTITUTE OF TECHNOLOGY

SYSTEM ADVANCED LIGO SUB-SYSTEM AOS
 NEXT ASSY N/A

PART NAME		αLIGO PCAL TOOLING, PERISCOPE JACK SCREW	
DESIGNER	R. SAVAGE	DATE	11 MAR 2013
DRAFTER	C. CONLEY	DATE	12 MAR 2013
CHECKER		SIZE	B
APPROVAL		DWG. NO.	D1300228
SCALE: NONE		PROJECTION:	SHEET 1 OF 1

D1300228 αLIGO Pcal Tooling, Periscope Jack Screw, PART PDM REV: X-008, DRAWING PDM REV: X-004