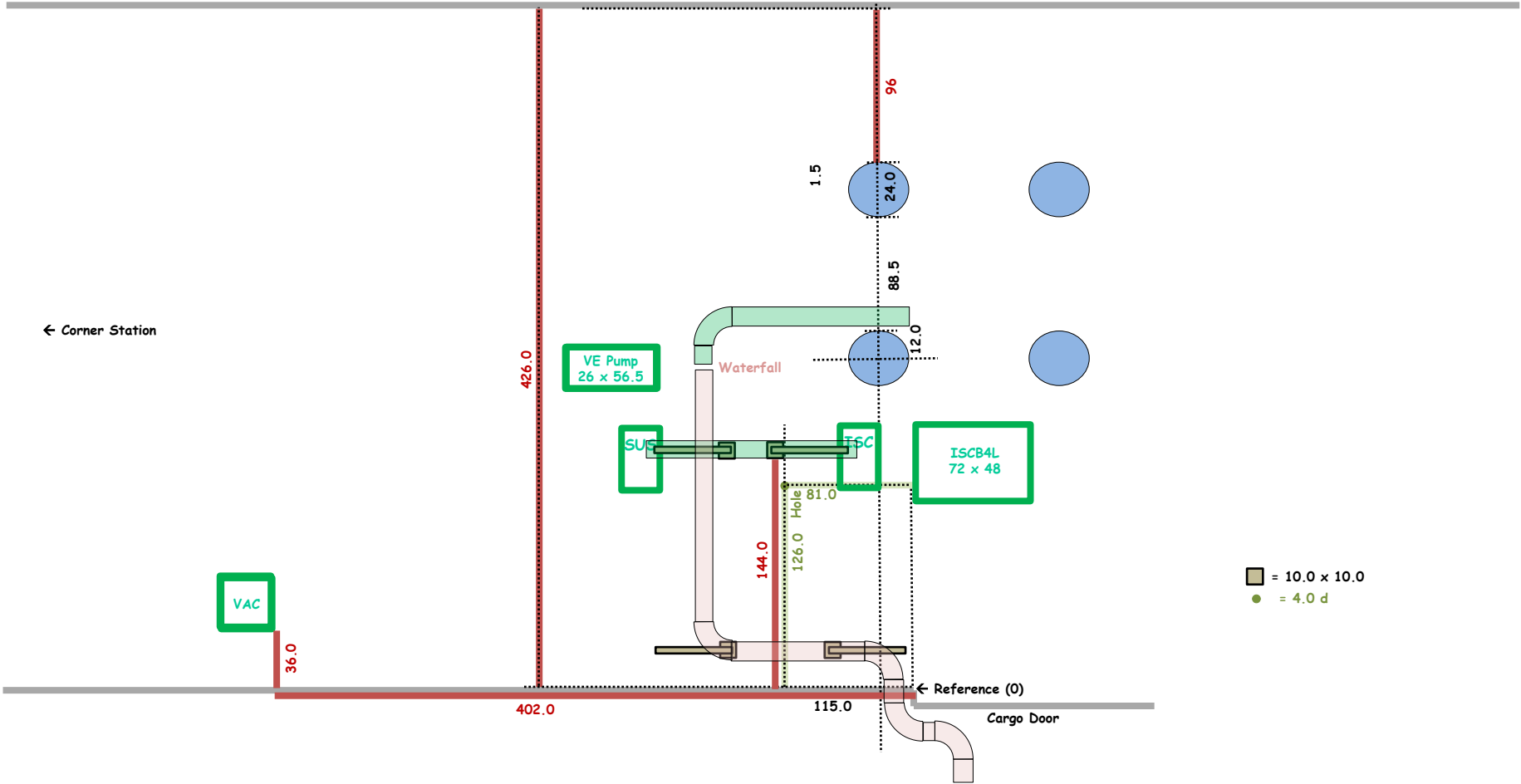


# VEAX LLO Existing Cable Piers Locations

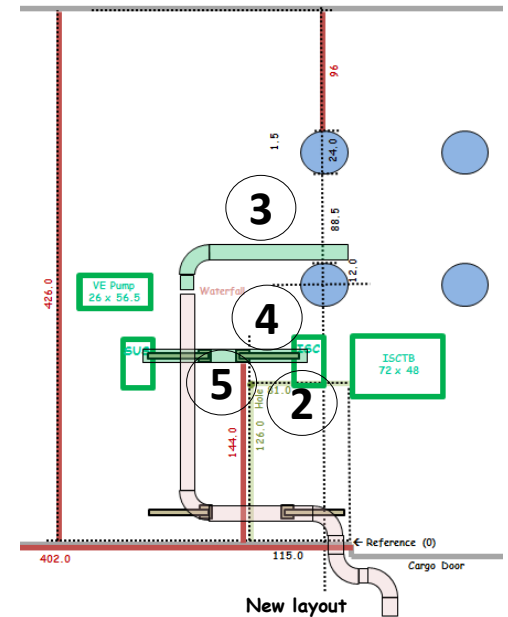
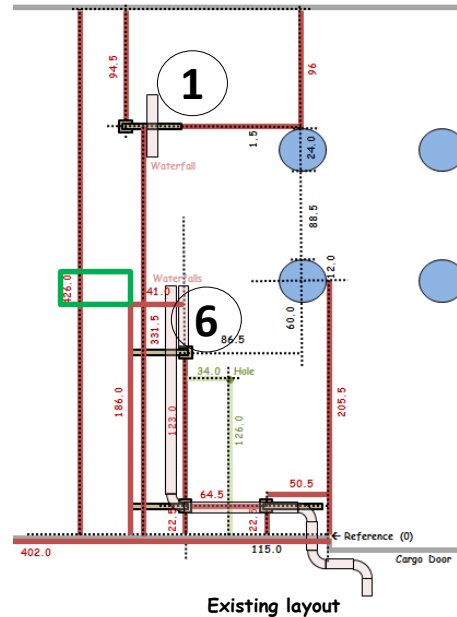
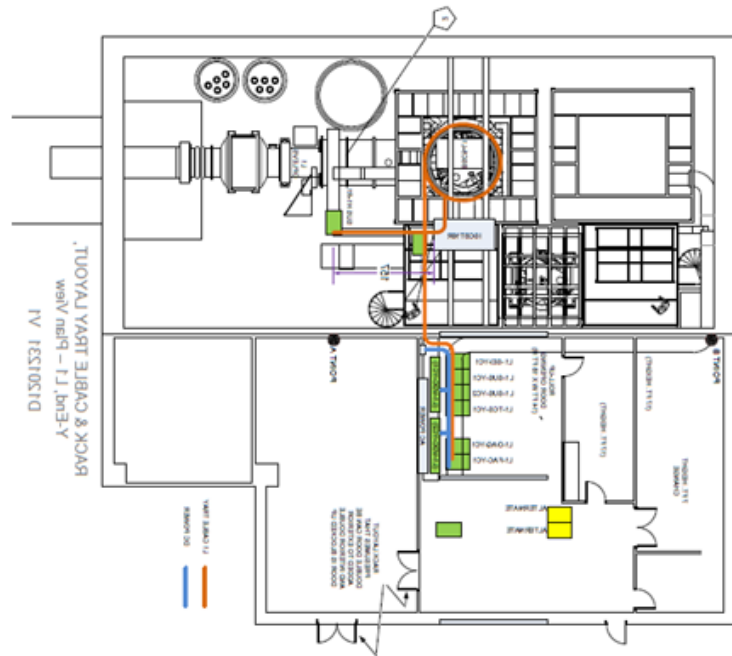


**Questions and comments:**

- 1) Where does 11U Short Rack (D1001423-v11) go? (Ignore)
- 2) Where does L1-AOS-XR1 (if it needs to exist) go? (Does not exist)
- 3) What does pentagon-2 mean regarding tray removal? Is there tray across the beam tube from L1-SUS-XR1? (Ignore)
- 4) Is the called-out 10' height important for some reason? LLO height is 8'. (OK)
- 5) What are the double doors in the note all about? (Ignore)
- 6) A door is missing from the garb room to the VEA. (Ignore)
- 7) The doors are missing from the mechanical room. (Ignore)
- 8) L1-VAC-XR1 is missing. (Shown)
- 9) All cabling that currently uses under-beam tray and the waterfall is missing. (Kurt)
- 10) The Photon Calibrator is missing. (Mounted to tube - part of OPLEV)
- 11) VE Pumps are not shown. (Shown)
- 12) Size of ISCB4L is not specified. (72 x 48)

**Things that can be done: (Note: Blue trace is (mostly) existing tray.)**

- 1) Remove old cable tray and pier that interferes with dome parking.
- 2) Locate L1-ISC-XR1 farther away from existing pier for clearance.
- 3) Suggest joining basket around BSC to existing cable tray at waterfall.
- 4) Used removed pier to extend cable tray to L1-ISC-XR1.
- 5) Add cable tray to reach L1-SUS-YR1.
- 6) Remove parallel waterfall, move 'T' to primary waterfall.



**NOTE:** This drawing is NOT correct yet. It was made by mirroring the VEAY drawing D1201231-v1. Its ultimate purpose is to show the existing cable tray and piers relative to the as-built IFO.

It is 70' from the L1-FAC-XC1 Rack to the knee of the waterfall in the VEAX.  
The height of the cable trays is 8'.

