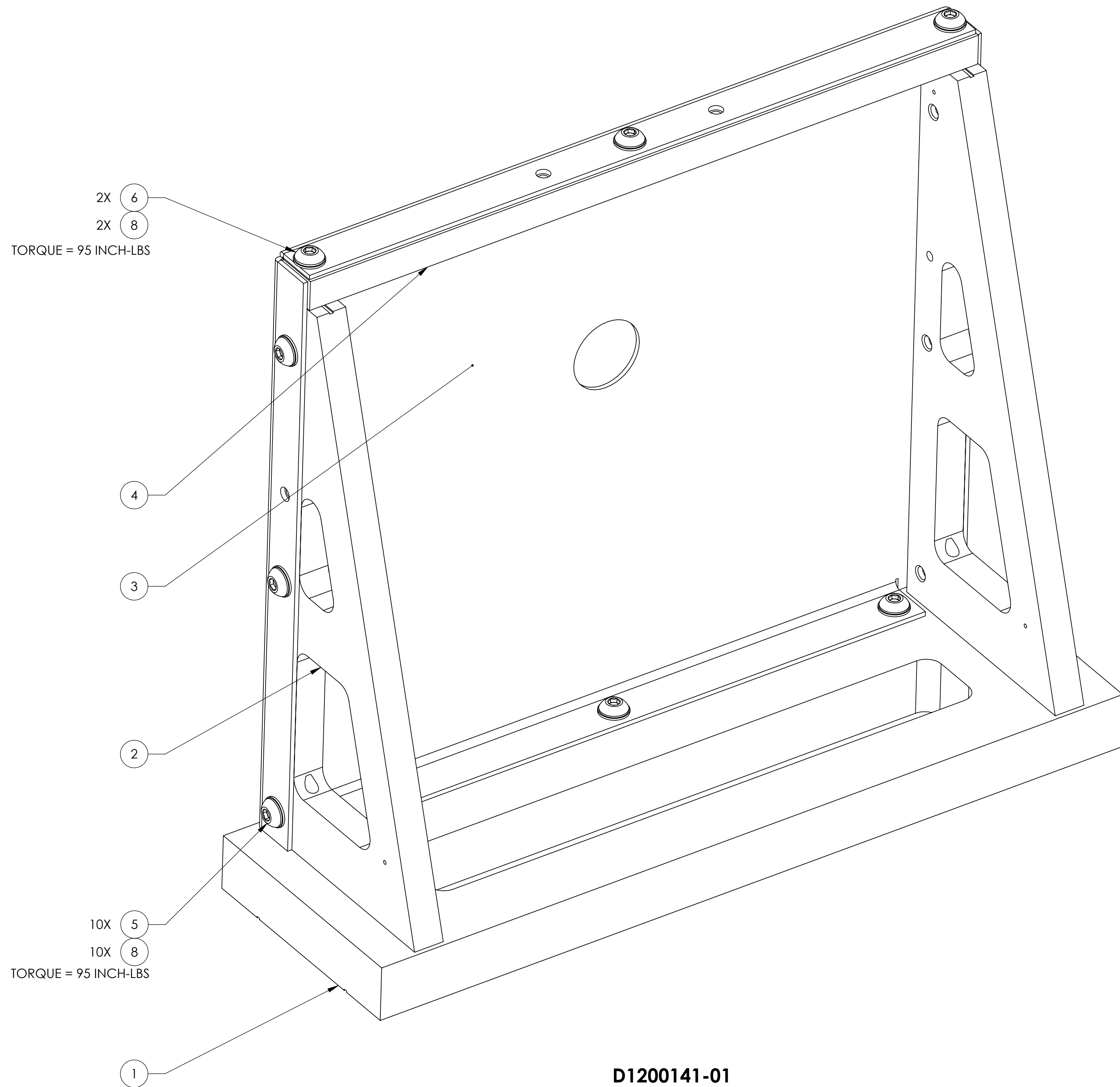
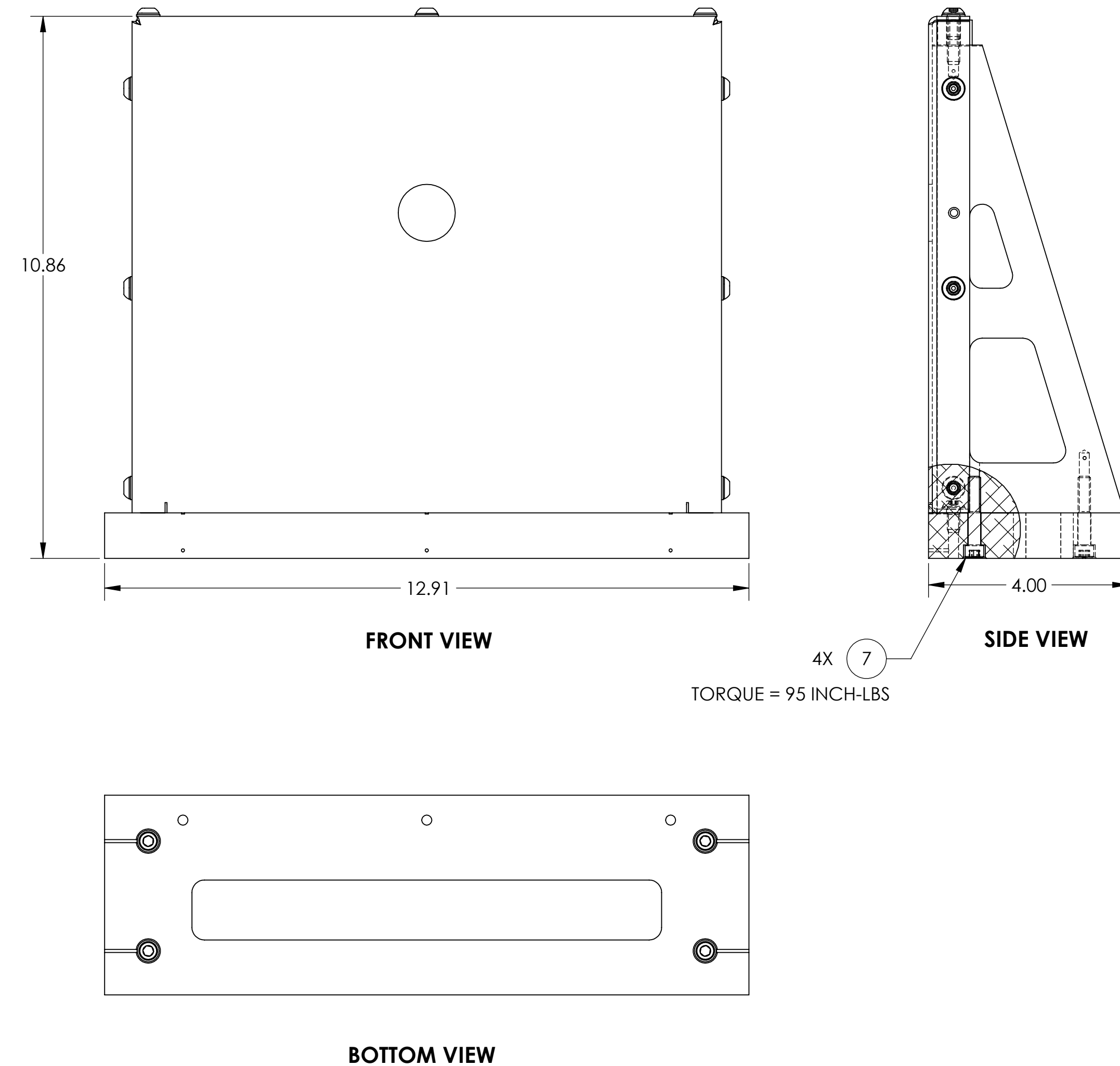


NOTES CONTINUED:  
5. APPROXIMATE WEIGHT= 8.15 LB.

REV.	DATE	DCN #	DRAWING TREE #
v1	6 FEB 2012	E1100289-v1	-
v2	11 APR 2012	E1100289-v1	
v3	11 DEC 2012		



**D1200141-01  
SRM AR H2  
AS SHOWN**



ITEM NO.	PART NUMBER	DESCRIPTION	MATERIAL	D1200141-01_H2	TOTAL
8	WF-25	FLAT WASHER 1/4 SCREW SIZE	18-8 SSSL	12	0
7	C-2022-N	SOCKET HEAD CAP SCREW, SHC, 1/4-20 x 1.375" L	18-8 SSSL	4	0
6	BU-2016-N	BUTTON HEAD SOCKET HEAD CAP SCREW, 1/4-20 x 1" L	18-8 SSSL	2	0
5	BU-2008-N	BUTTON HEAD SOCKET CAP SCREW, 1/4-20 x 1/2" L	18-8 SSSL	10	0
4	D1100425	SRM AR, TOP SUPPORT BAR	6061-T6 AI	1	0
3	D1100427	SRM AR BAFFLE PLATE	14 GAUGE 304 SSSL	1	0
2	D1200143	SRM AR BAFFLE VERTICAL SIDE SUPPORT	6061-T6 AI	2	0
1	D1200142	ALIGO SRM AR BAFFLE_H2 SPACER	6061-T6 AI	1	0

NOTES AND TOLERANCES: (UNLESS OTHERWISE SPECIFIED)	
1. INTERPRET DRAWING PER ASME Y14.5-1994.	
2. REMOVE ALL SHARP EDGES, .005-.015, FOR MACHINED PARTS. ROUND ALL EDGES APPROXIMATELY R.02 FOR SHEET METAL PARTS.	
3. DO NOT SCALE FROM DRAWING.	
4. ALL MACHINING FLUIDS MUST BE FULLY SYNTHETIC, FULLY WATER SOLUBLE AND FREE OF SULFUR, SILICONE, AND CHLORINE.	
DIMENSIONS ARE IN INCHES	
TOLERANCES:	
.XX ± .03	
.XXX ± .010	
ANGULAR ± 1.0°	
MATERIAL	N/A
FINISH	N/A μinch

**LIGO** CALIFORNIA INSTITUTE OF TECHNOLOGY  
MASSACHUSETTS INSTITUTE OF TECHNOLOGY

SYSTEM: **ADVANCED LIGO**      SUB-SYSTEM: **AOS**

NEXT ASSY:

PARTS LIST		PART NAME		aLIGO SRM AR BAFFLE ASSY	
DESIGNER	TQ. NGUYEN	26 JAN 2012	SIZE	DWG. NO.	REV.
DRAFTER	TQ. NGUYEN	30 JAN 2012	D	<b>D1200141</b>	v3
CHECKER	L. AUSTIN		SCALE: 1:1	PROJECTION:	SHEET 1 OF 3
APPROVAL	C. TORRIE				

D1200141-01 ALIGO SRM AR BAFFLE ASSY PART PDM REV: X-025 DRAWING PDM REV: X-018

1. APPROXIMATE WEIGHT= 10.98 LB.

2X (6)  
2X (8)

TORQUE = 95 INCH-LBS

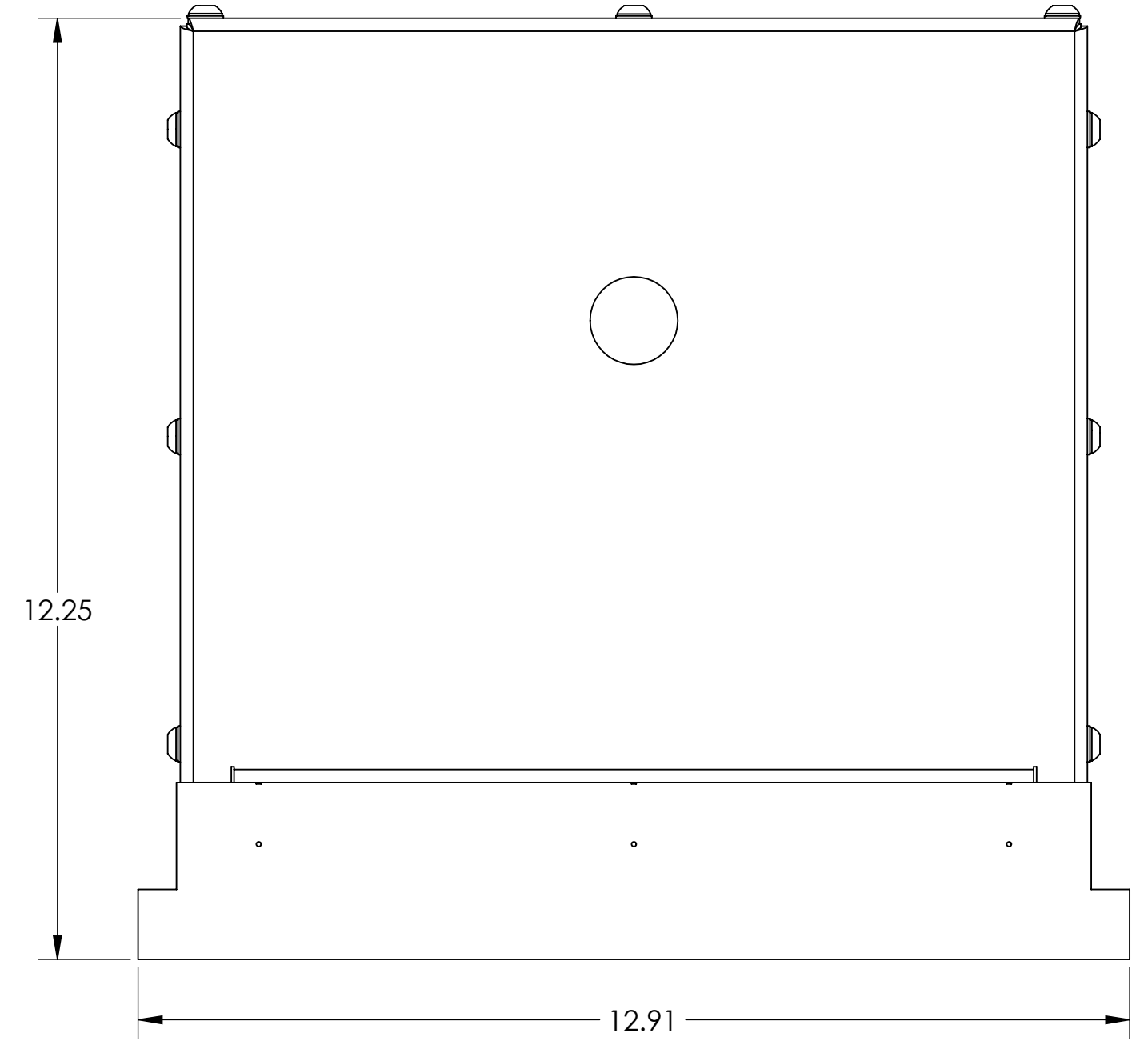
10X (5)  
10X (8)

TORQUE = 95 INCH-LBS

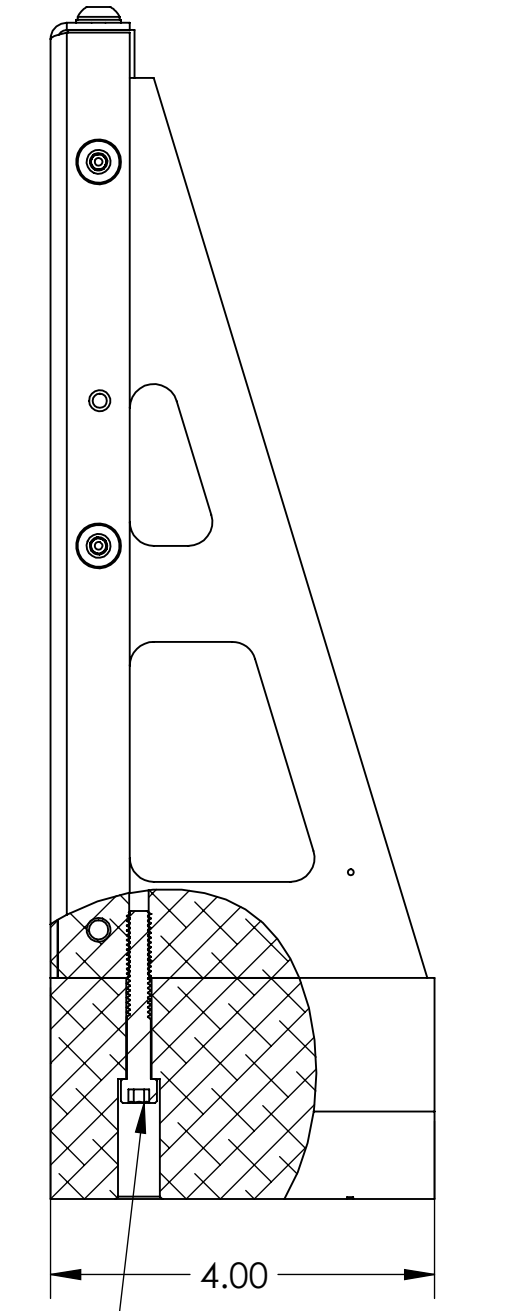
2X (1)

(2)

**D1200141-02**  
**SRM\_AR\_H1**  
**AS SHOWN**




**FRONT VIEW**



**SIDE VIEW**

4X (7)  
TORQUE = 95 INCH-LBS



**BOTTOM VIEW**

ITEM NO.	PART NUMBER	DESCRIPTION	MATERIAL	D1200141-02_H1	TOTAL
8	WF-25	FLAT WASHER 1/4 SCREW SIZE	18-8 SSSL	12	0
7	C-2028-N	SOCKET HEAD CAP SCREW, SHC, 1/4-20 x 1.75" L	18-8 SSSL	4	0
6	BU-2016-N	BUTTON HEAD SOCKET HEAD CAP SCREW, 1/4-20 x 1" L	18-8 SSSL	2	0
5	BU-2008-N	BUTTON HEAD SOCKET CAP SCREW, 1/4-20 x 1/2" L	18-8 SSSL	10	0
4	D1100427	SRM_AR_BAFFLE PLATE	14 GAUGE 304 SSSL	1	0
3	D1100425	SRM_AR_TOP SUPPORT BAR	6061-T6 Al	1	0
2	D1100424	SRM_AR_H1 SPACER	6061-T6 Al	1	0
1	D1200143	SRM_AR_BAFFLE VERTICAL SIDE SUPPORT	6061-T6 Al	2	0
PARTS LIST					

**LIGO** CALIFORNIA INSTITUTE OF TECHNOLOGY  
MASSACHUSETTS INSTITUTE OF TECHNOLOGY

SIZE DWG. NO. **D1200141** REV. **v3**

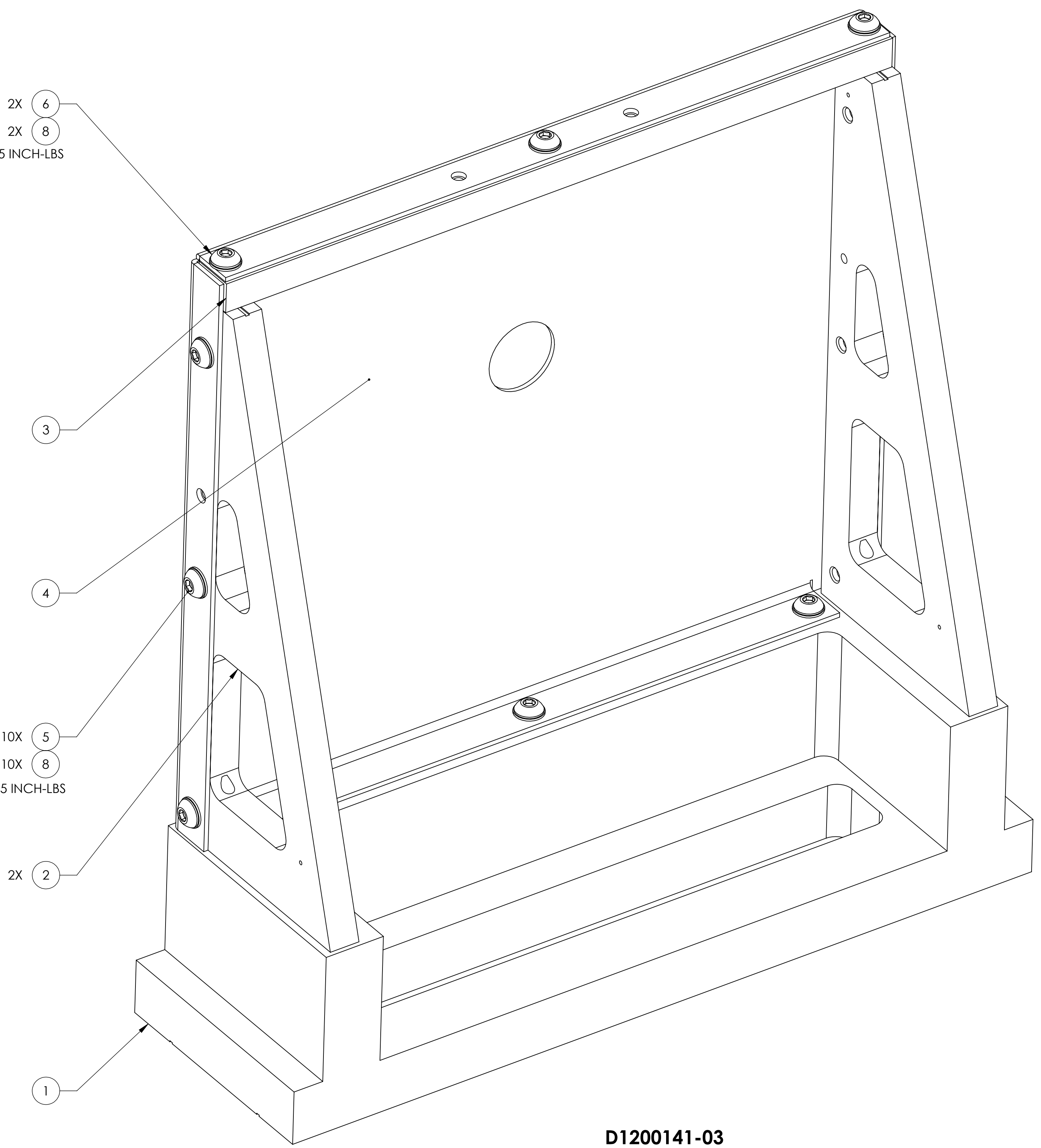
SCALE: 1:1 PROJECTION: SHEET 2 OF 3

D1200141-02 SRM\_AR\_BAFFLE\_ASSY\_PARR\_PDM\_REV\_K-023\_DRAWING\_PDM\_REV\_X-018

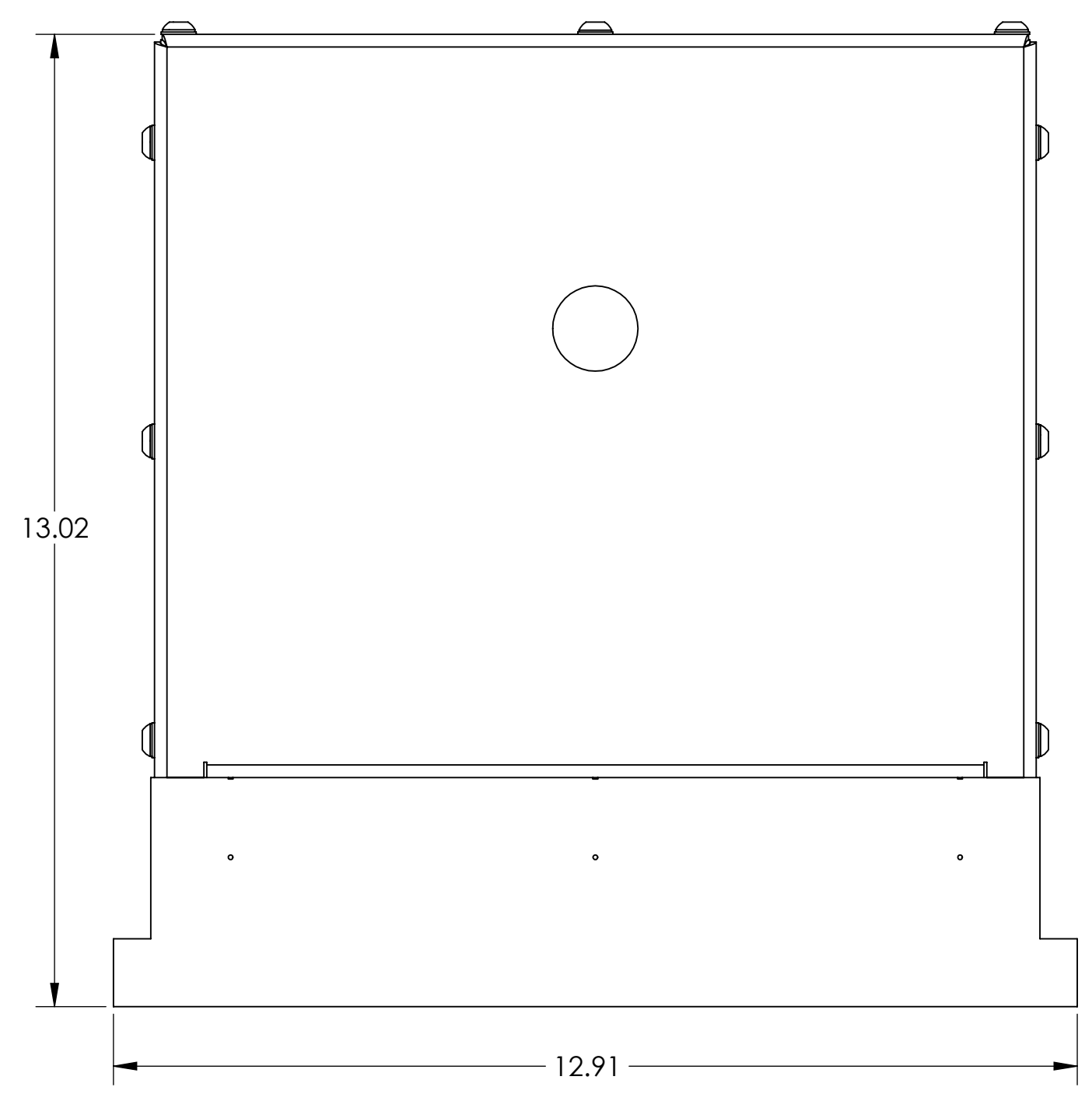
1. APPROXIMATE WEIGHT = 12.03 LB.

2X (6)  
2X (8)  
TORQUE = 95 INCH-LBS

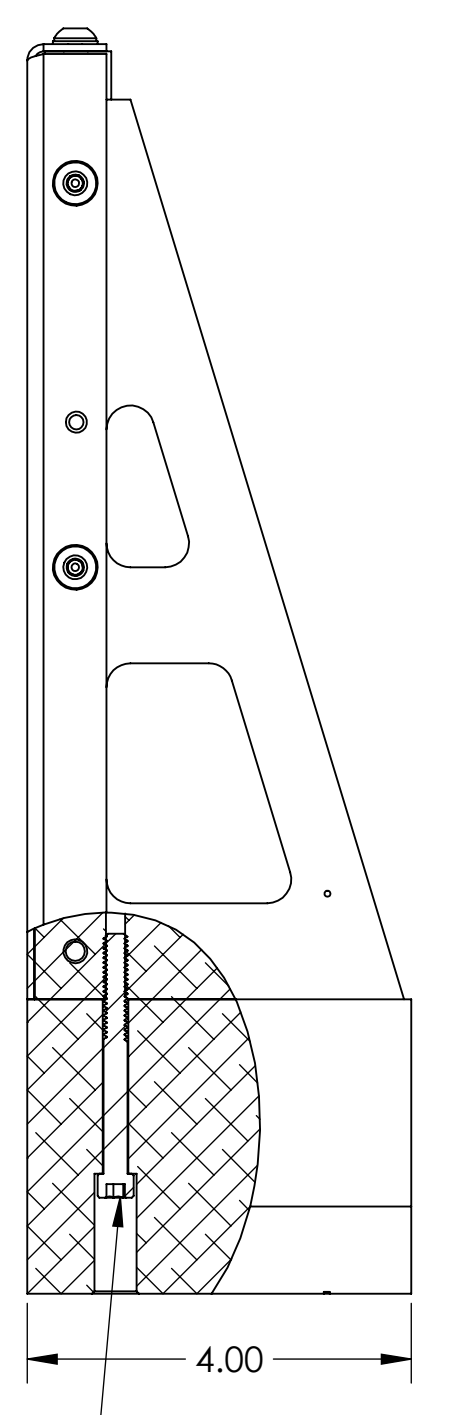
10X (5)  
10X (8)  
TORQUE = 95 INCH-LBS



**D1200141-03  
SRM AR\_L1  
AS SHOWN**




**FRONT VIEW**



4X (7)  
TORQUE = 95 INCH-LBS

**SIDE VIEW**



**BOTTOM VIEW**

ITEM NO.	PART NUMBER	DESCRIPTION	MATERIAL	D1200141-03_L1	TOTAL
8	WF-25	FLAT WASHER 1/4 SCREW SIZE	18-8 SSSL	12	0
7	C-2040-N	SOCKET HEAD CAP SCREW, SHC, 1/4-20 x 2.5" L	18-8 SSSL	4	0
6	BU-2016-N	BUTTON HEAD SOCKET HEAD CAP SCREW, 1/4-20 x 1" L	18-8 SSSL	2	0
5	BU-2008-N	BUTTON HEAD SOCKET CAP SCREW, 1/4-20 x 1/2" L	18-8 SSSL	10	0
4	D1100427	SRM AR BAFFLE PLATE	14 GAUGE 304 SSSL	1	0
3	D1100425	SRM AR, TOP SUPPORT BAR	6061-T6 AI	1	0
2	D1200143	SRM AR BAFFLE VERTICAL SIDE SUPPORT	6061-T6 AI	2	0
1	D1200144	SRM AR_L1 SPACER	6061-T6 AI	1	0
	PART NUMBER	DESCRIPTION	MATERIAL	D1200141-03_L1	TOTAL

PARTS LIST

**LIGO** CALIFORNIA INSTITUTE OF TECHNOLOGY  
MASSACHUSETTS INSTITUTE OF TECHNOLOGY

SIZE DWG. NO. **D1200141** REV. **v3**

SCALE: 1:1 PROJECTION: SHEET 3 OF 3

D1200141-03 SRM AR BAFFLE ASSY PART PDM REV: X-025 DRAWING PDM REV: X-018