

8

7

6

5

4

3

2

1

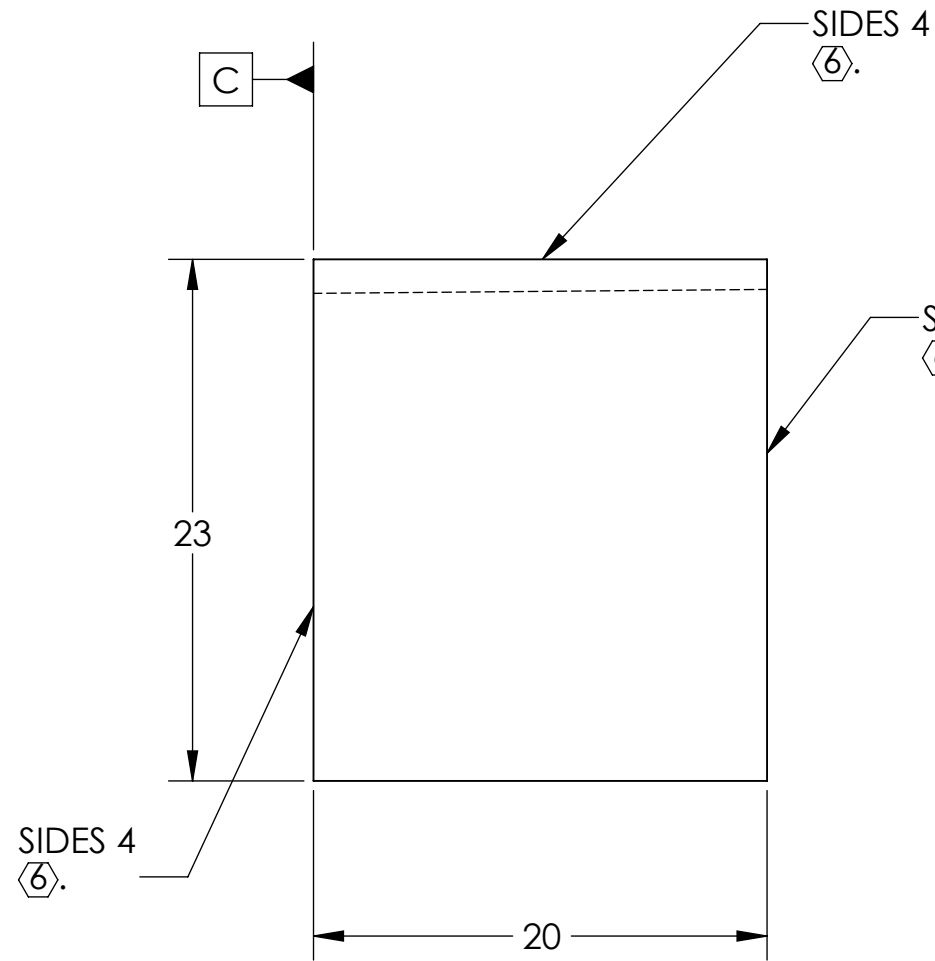

NOTES CONTINUED:

5. SCRIBE, ENGRAVE (A VIBRATORY TOOL MAY BE USED), LASER MARK OR MECHANICALLY STAMP (NO INKS OR DYES) DRAWING PART NUMBER, REVISION (AND VARIANT OR "TYPE" IF APPLICABLE) ON NOTED SURFACE OF PART FOLLOWED ON THE NEXT LINE WITH A THREE DIGIT SERIAL NUMBER. SERIAL NUMBERS START AT 001 FOR THE FIRST ARTICLE AND PROCEED CONSECUTIVELY. USE MINIMUM 0.12" HIGH CHARACTERS, UNLESS THE SIZE OF THE PART DICTATES SMALLER CHARACTERS. EXAMPLE: DXXXXXX-VY, TYPE-XX, S/N XXX

6. CRITICAL TOLERANCES AND SURFACE FINISHES ARE DETAILED IN E1101086

REV.	DATE	DCN #	DRAWING TREE #
-	-	-	-
-	-	-	-
-	-	-	-


1.50 X 45.0°



SIDE 1
6.

SIDES 4
6.

SIDES 4
6.

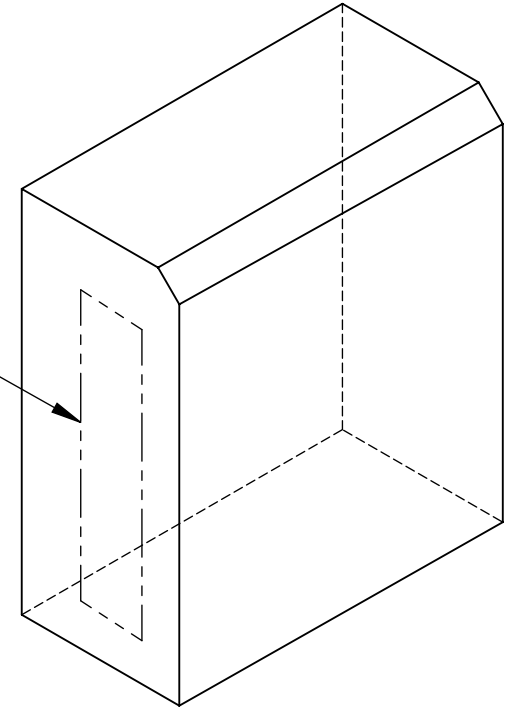


.5°
NOTE: 6

(9.83)

10

5



SIDE 2
6.

B

NOTE:6 A

A

SIDE 3
6.

NOTES AND TOLERANCES: (UNLESS OTHERWISE SPECIFIED)

DIMENSIONS ARE IN MILLIMETERS

TOLERANCES:
.XX ± See Note 6
.XXX ± See Note 6
ANGULAR ± See Note 6*

1. INTERPRET DRAWING PER ASME Y14.5-1994.
2. REMOVE ALL SHARP EDGES, .005-.015, FOR MACHINED PARTS. ROUND ALL EDGES APPROXIMATELY R.02 FOR SHEET METAL PARTS.
3. DO NOT SCALE FROM DRAWING.
4. ALL MACHINING FLUIDS MUST BE FULLY SYNTHETIC, FULLY WATER SOLUBLE AND FREE OF SULFUR, SILICONE, AND CHLORINE.

MATERIAL Corning HPFS 7982 FINISH See E1101086 Spec.

LIGO CALIFORNIA INSTITUTE OF TECHNOLOGY
MASSACHUSETTS INSTITUTE OF TECHNOLOGY

SYSTEM ADVANCED LIGO SUB-SYSTEM ISC

NEXT ASSY D1101965

PART NAME			aLIGO OMC tombstone		REV.
DESIGNER	SWALDMAN	30 Oct 2011	SIZE DWG. NO.	B	v3
DRAFTER	SBARNUM	15 Nov 2011	D1101968		
CHECKER	SWALDMAN	Nov 2011	SCALE: 3:1	PROJECTION:	SHEET 1 OF 1
APPROVAL	PFRITCHEL	Nov 2011			

8

7

6

5

4

3

2

1

D1101968_aLIGO_OMC_Optical_Prisms, PART PDM REV: X-001, DRAWING PDM REV: X-000