

NOTES CONTINUED:

5. SCRIBE, ENGRAVE (A VIBRATORY TOOL MAY BE USED), LASER MARK OR MECHANICALLY STAMP (NO INKS OR DYES) DRAWING PART NUMBER, REVISION (AND VARIANT OR "TYPE" IF APPLICABLE) ON NOTED SURFACE OF PART FOLLOWED ON THE NEXT LINE WITH A THREE DIGIT SERIAL NUMBER. SERIAL NUMBERS START AT 001 FOR THE FIRST ARTICLE AND PROCEED CONSECUTIVELY. USE MINIMUM 0.12" HIGH CHARACTERS, UNLESS THE SIZE OF THE PART DICTATES SMALLER CHARACTERS. EXAMPLE: DXXXXXX-VY, TYPE-XX, S/N XXX

6. ALL PARTS SHALL BE MANUFACTURED IN ACCORDANCE WITH LIGO SPECIFICATION E0900364.

7. ALL MATERIAL IS TO BE VIRGIN MATERIAL (i.e. NO WELD REPAIRS, PLUGS OR RECYCLED MATERIAL). NO REPAIRS SHALL BE MADE UNLESS APPROVED IN ADVANCE, AND IN WRITING, BY LIGO LABORATORY. REFER TO LIGO-E0900364.

8. TEFLON: PFA 440 HP (PRESHRUNK)

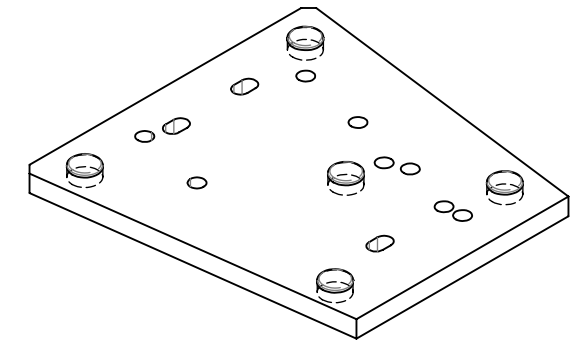
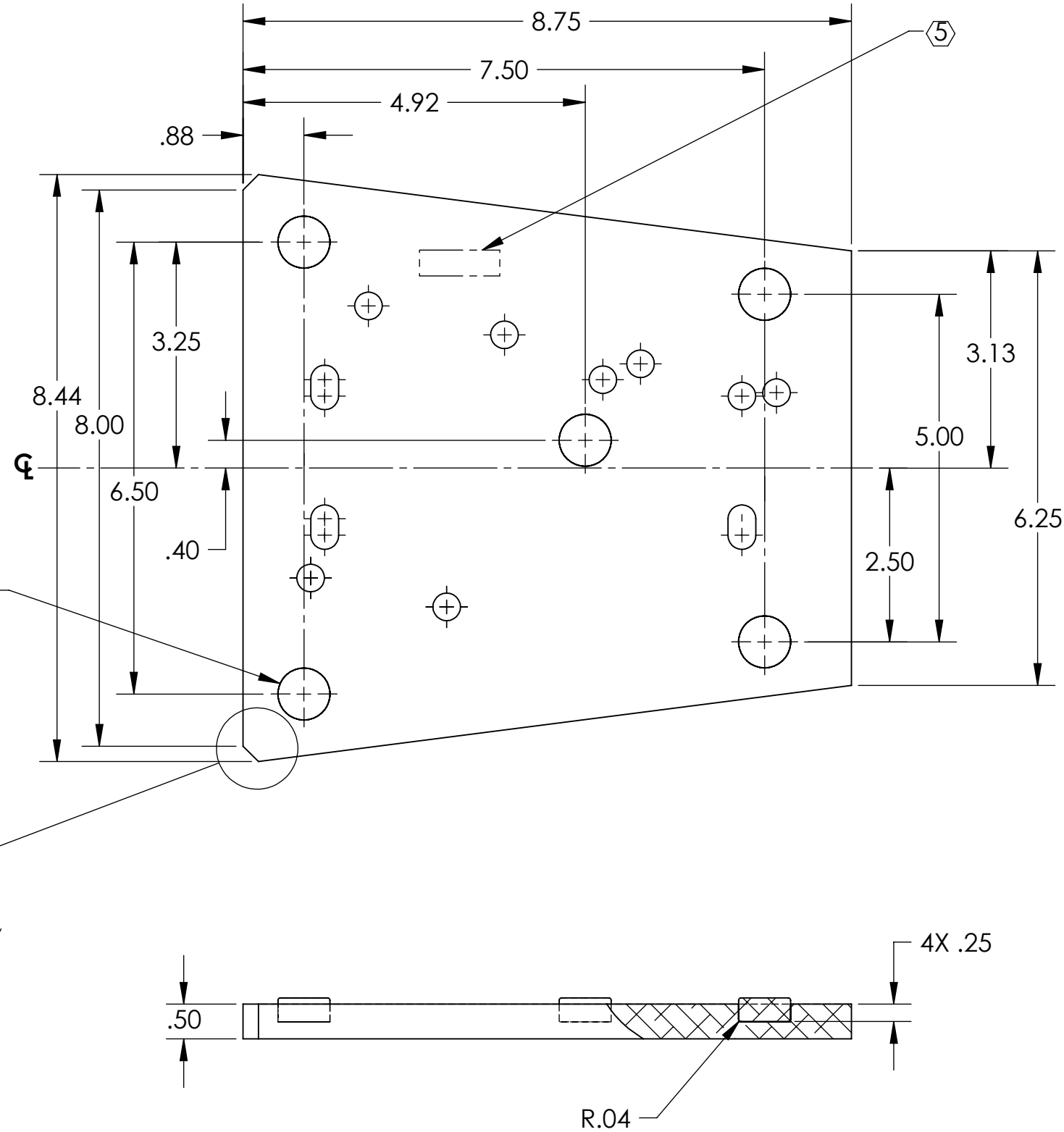
REV.	DATE	DCN #	DRAWING TREE #
v1	25 AUG 2011	E1100335	-
-	-	-	-
-	-	-	-

D

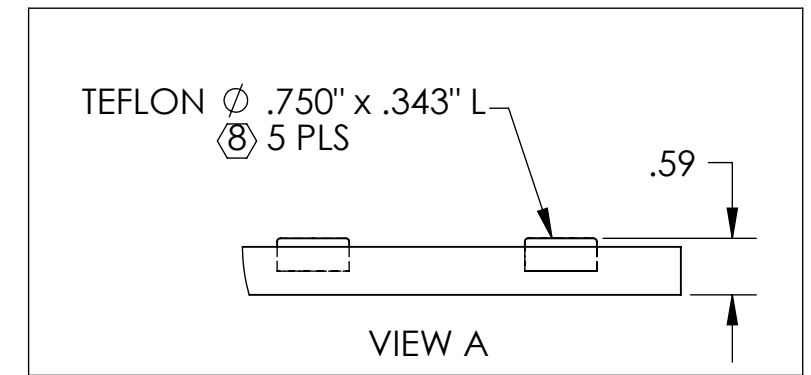
C

B

A



GENERAL VIEW
NO SCALE
FOR REFERENCE ONLY



D

C

B

A

D1101700_ACB_Stage Zero_ Interface Fixture Mover-BSC8, PART PDM REV: X-012, DRAWING PDM REV: X-013

NOTES AND TOLERANCES: (UNLESS OTHERWISE SPECIFIED)

DIMENSIONS ARE IN INCHES
 TOLERANCES:
 .XX ± .01
 .XXX ± .005
 ANGULAR ± 1.0°

1. INTERPRET DRAWING PER ASME Y14.5-1994.
 2. REMOVE ALL SHARP EDGES, .005-.015, FOR MACHINED PARTS. ROUND ALL EDGES APPROXIMATELY R.02 FOR SHEET METAL PARTS.
 3. DO NOT SCALE FROM DRAWING.
 4. ALL MACHINING FLUIDS MUST BE FULLY SYNTHETIC, FULLY WATER SOLUBLE AND FREE OF SULFUR, SILICONE, AND CHLORINE.

MATERIAL 6061-T6 Al FINISH 63 μinch

LIGO CALIFORNIA INSTITUTE OF TECHNOLOGY
 MASSACHUSETTS INSTITUTE OF TECHNOLOGY

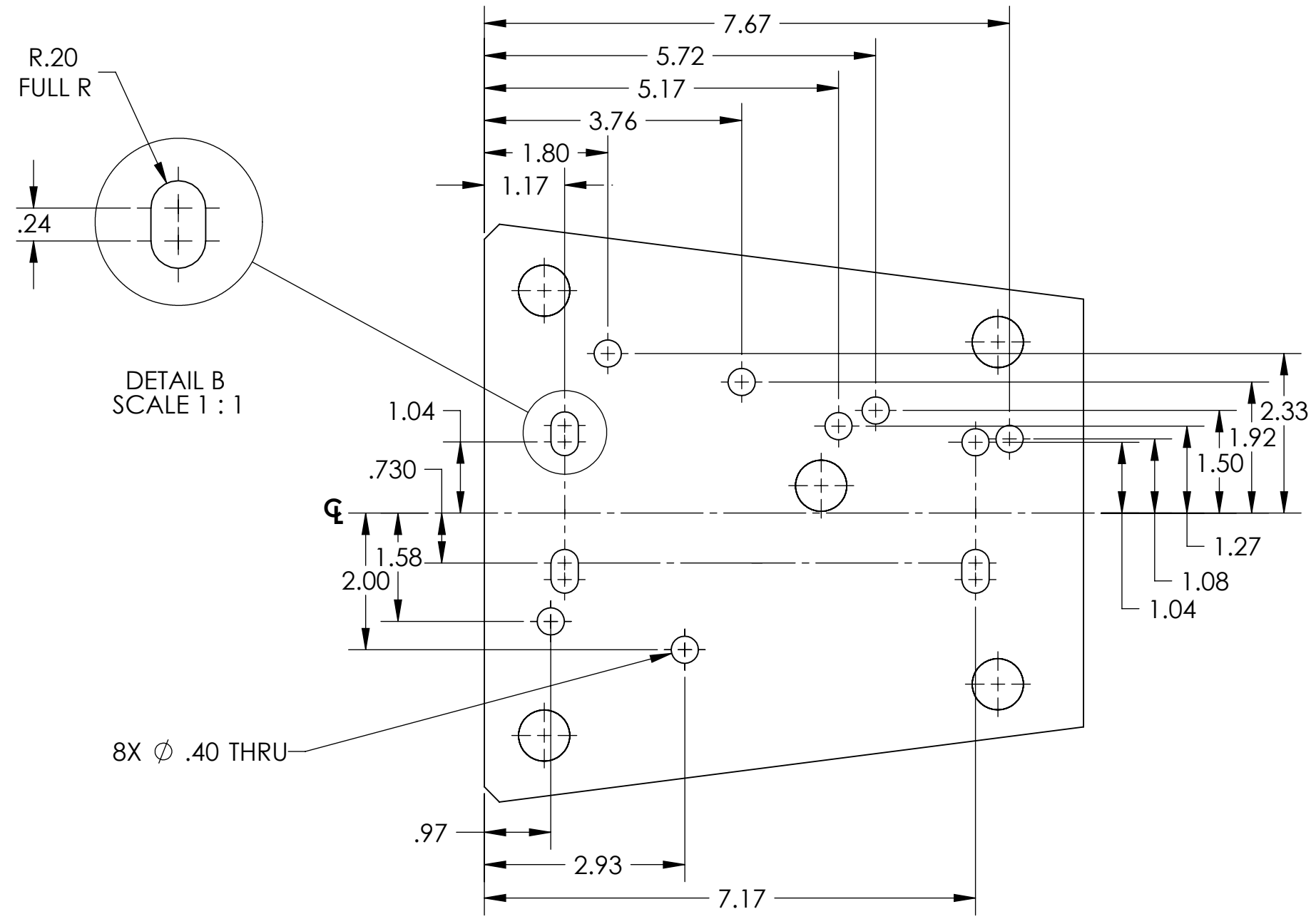
SYSTEM ADVANCED LIGO SUB-SYSTEM AOS
 NEXT ASSY

PART NAME		ACB_STAGE ZERO INTERFACE FIXTURE MOVER	
DESIGNER	TQ. NGUYEN	25 AUG 2011	SIZE DWG. NO.
DRAFTER	TQ. NGUYEN	25 AUG 2011	B
CHECKER	M. SMITH		D1101700
APPROVAL	C. TORRIE		REV. v1
SCALE: 1:2		PROJECTION: SHEET 1 OF 2	

D1101700_ACB_Stage Zero_ Interface Fixture Mover-BSC8, PART PDM REV: X-012, DRAWING PDM REV: X-013

8 7 6 5 4 3 2 1

D
C
B
A



LIGO CALIFORNIA INSTITUTE OF TECHNOLOGY
 MASSACHUSETTS INSTITUTE OF TECHNOLOGY

SIZE	DWG. NO.	REV.
B	D1101700	v1
SCALE: 1:2	PROJECTION:	SHEET 2 OF 2

8 7 6 5 4 3 2 1