

8

7

6

5

4

3

2

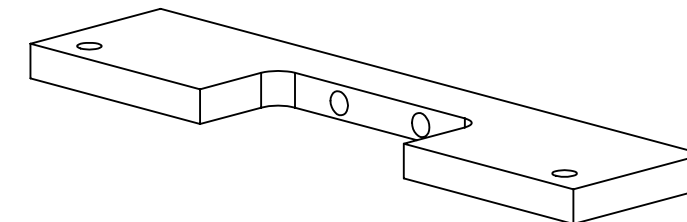
1

NOTES CONTINUED:

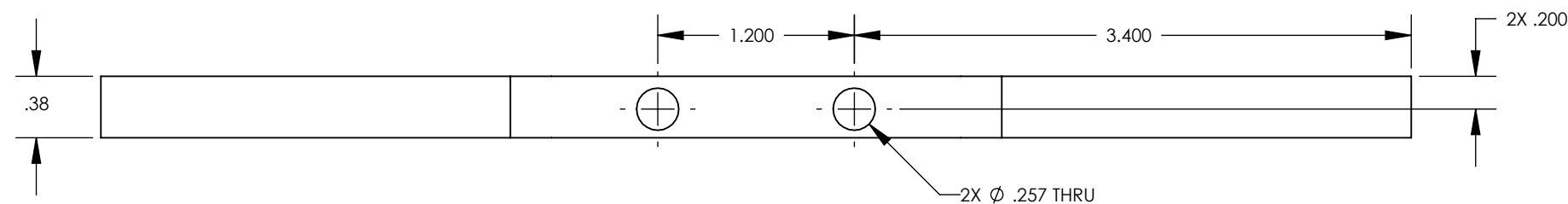
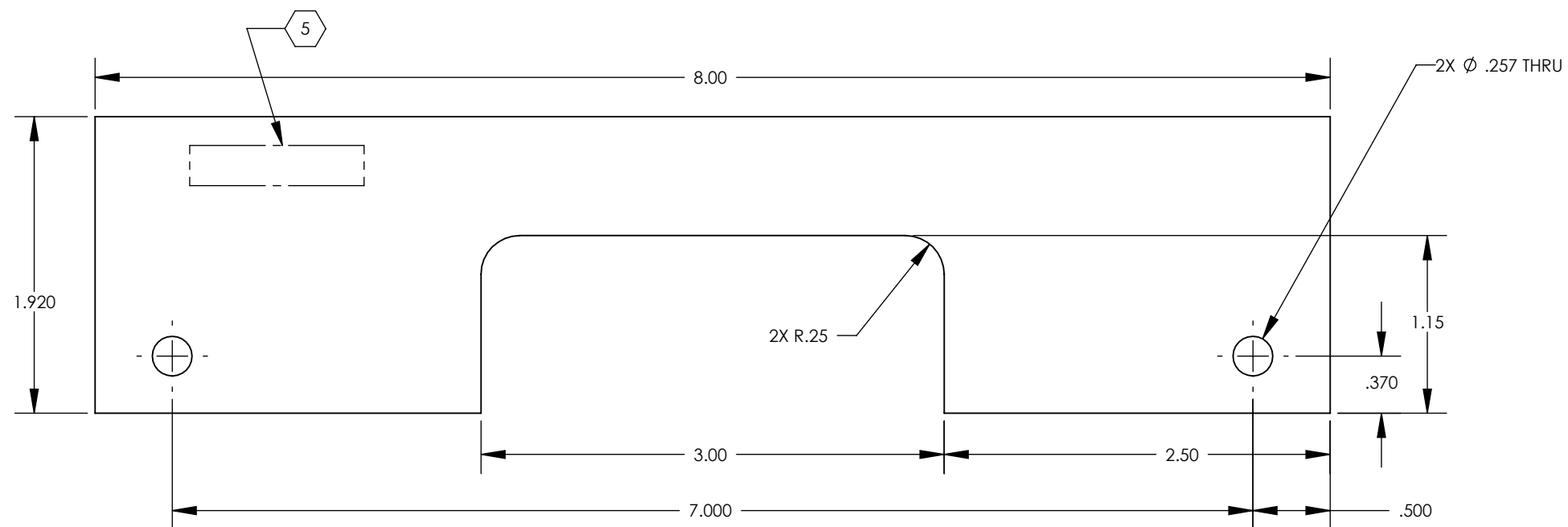
5. SCRIBE, ENGRAVE (A VIBRATORY TOOL MAY BE USED), LASER MARK OR MECHANICALLY STAMP (NO INKS OR DYES) DRAWING PART NUMBER, REVISION (AND VARIANT OR "TYPE" IF APPLICABLE) ON NOTED SURFACE OF PART FOLLOWED ON THE NEXT LINE WITH A THREE DIGIT SERIAL NUMBER. SERIAL NUMBERS START AT 001 FOR THE FIRST ARTICLE AND PROCEED CONSECUTIVELY. USE MINIMUM 0.12" HIGH CHARACTERS, UNLESS THE SIZE OF THE PART DICTATES SMALLER CHARACTERS. EXAMPLE: DXXXXXX-VY, TYPE-XX, S/N XXX

6. ALL MATERIAL IS TO BE VIRGIN MATERIAL (i.e. NO WELD REPAIRS, PLUGS OR RECYCLED MATERIAL). NO REPAIRS SHALL BE MADE UNLESS APPROVED IN ADVANCE, AND IN WRITING, BY LIGO LABORATORY. REFER TO LIGO-E0900364.

REV.	DATE	DCN #	DRAWING TREE #
v1	11 JUL 2011	E1100335	-
v2	22 SEP 2011	E1100335	-
v3	18 APR 2012	E1100335-v5	-



GENERAL VIEW FOR REFERENCE ONLY NO SCALE



NOTES AND TOLERANCES: (UNLESS OTHERWISE SPECIFIED)

DIMENSIONS ARE IN
 TOLERANCES:
 .XX ± .03
 .XXX ± .010
 ANGULAR ± .5°

1. INTERPRET DRAWING PER ASME Y14.5-1994.
 2. REMOVE ALL SHARP EDGES, .005-.015, FOR MACHINED PARTS. ROUND ALL EDGES APPROXIMATELY R.02 FOR SHEET METAL PARTS.
 3. DO NOT SCALE FROM DRAWING.
 4. ALL MACHINING FLUIDS MUST BE FULLY SYNTHETIC, FULLY WATER SOLUBLE AND FREE OF SULFUR, SILICONE, AND CHLORINE.

MATERIAL 6061-T6 Al FINISH 63 μinch

LIGO CALIFORNIA INSTITUTE OF TECHNOLOGY
 MASSACHUSETTS INSTITUTE OF TECHNOLOGY

SYSTEM ADVANCE LIGO SUB-SYSTEM AOS

NEXT ASSY D1101288

PART NAME			SUPPORT, TUBE UP		
DESIGNER	MRUIZ	11 JUL 2011	SIZE DWG. NO.	B D1101289	
CHECKER	L. AUSTIN	20 OCT 2011	REV.	v3	
APPROVAL	M. SMITH	20 OCT 2011	SCALE:	1:1	PROJECTION:
			SHEET 1 OF 1		

D1101289, SUPPORT, TUBE UP, PART PDM REV: X-011, DRAWING PDM REV: X-014

8

7

6

5

4

3

2

1