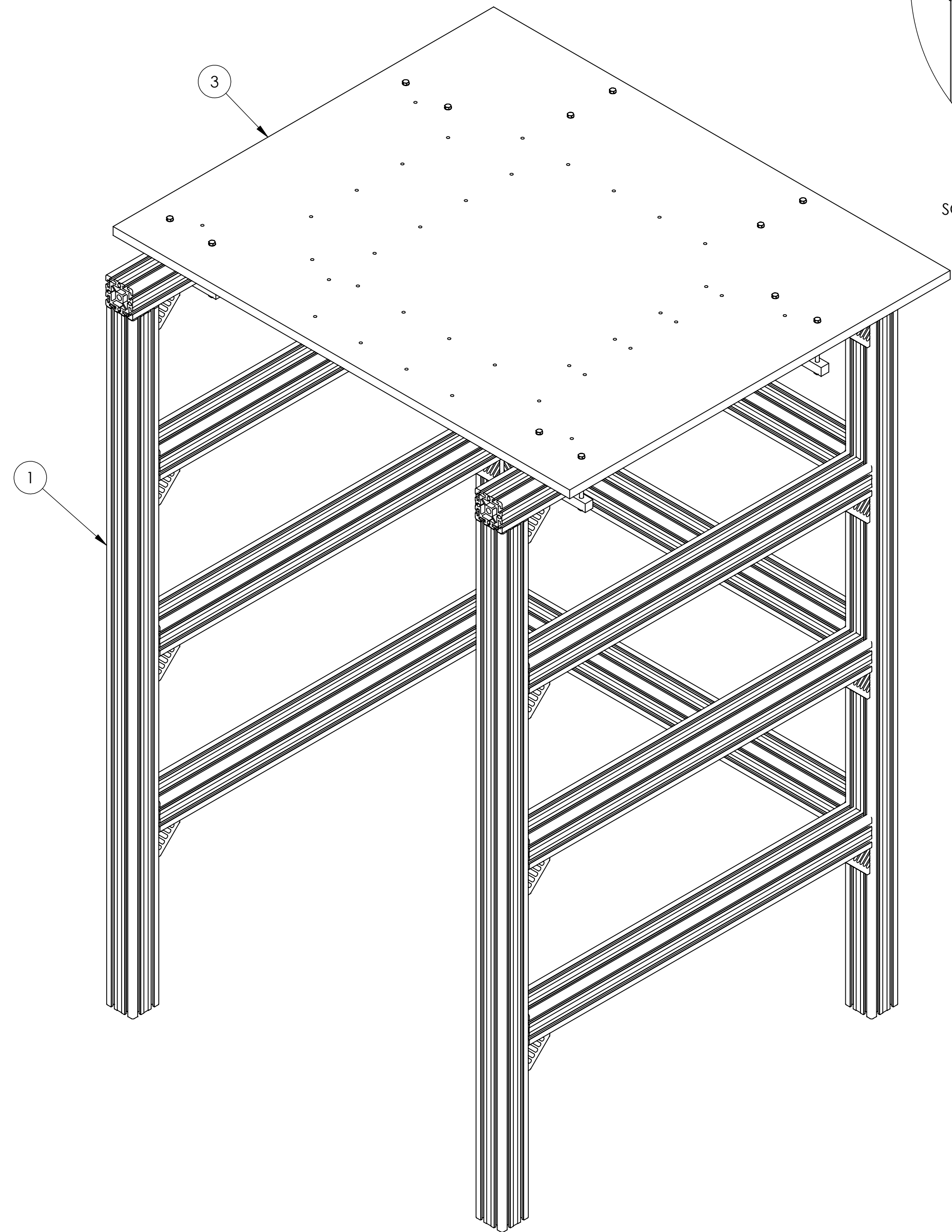


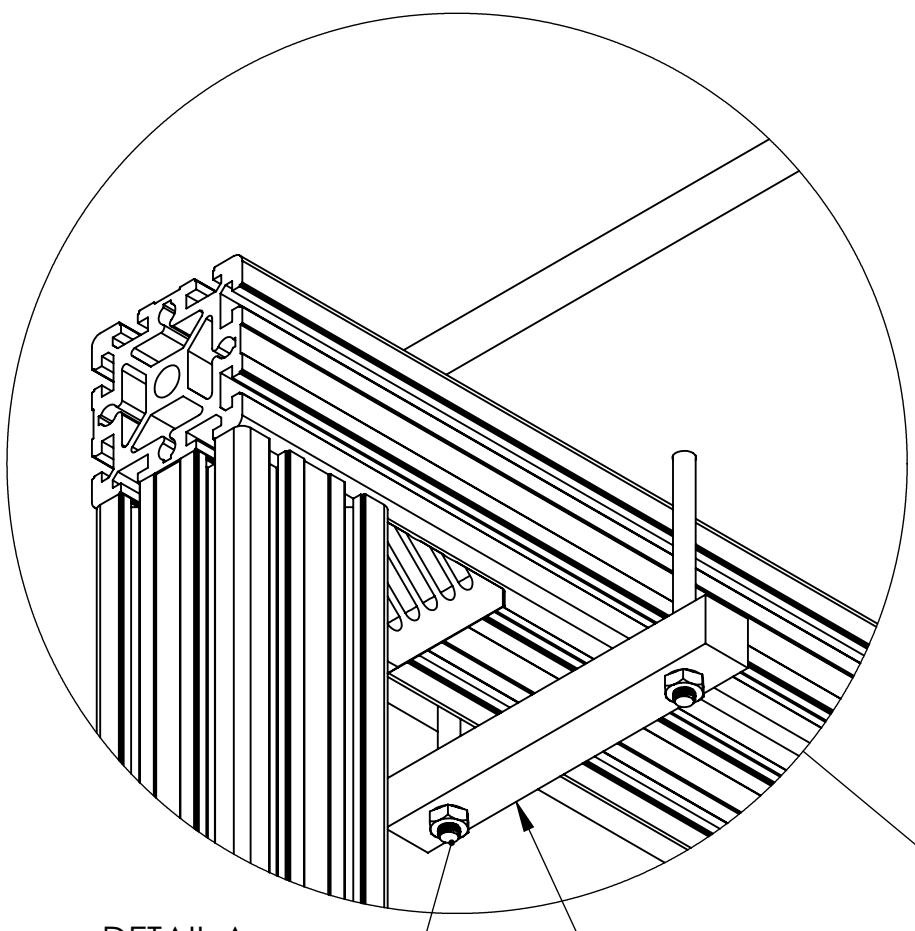
**NOTES CONTINUED:**  
 5. SCRIBE, ENGRAVE (A VIBRATORY TOOL MAY BE USED), LASER MARK OR MECHANICALLY STAMP (NO INKS OR DYES) DRAWING PART NUMBER, REVISION (AND VARIANT OR "TYPE" IF APPLICABLE) ON NOTED SURFACE OF PART FOLLOWED ON THE NEXT LINE WITH A THREE DIGIT SERIAL NUMBER. SERIAL NUMBERS START AT 001 FOR THE FIRST ARTICLE AND PROCEED CONSECUTIVELY. USE MINIMUM 0.12" HIGH CHARACTERS, UNLESS THE SIZE OF THE PART DICTATES SMALLER CHARACTERS. EXAMPLE: DXXXXXX-VY, TYPE-XX, S/N XXX

6. APPROXIMATE WEIGHT = 817.45 LBS.  
 7. MACHINE ALL SURFACES TO REMOVE OXIDES AND MILL FINISH. USE OF ABRASIVE REMOVAL TECHNIQUES IS NOT ALLOWED. REFER TO LIGO-E0900364  
 8. ALL PARTS SHALL BE MANUFACTURED IN ACCORDANCE WITH LIGO SPECIFICATION E0900364.

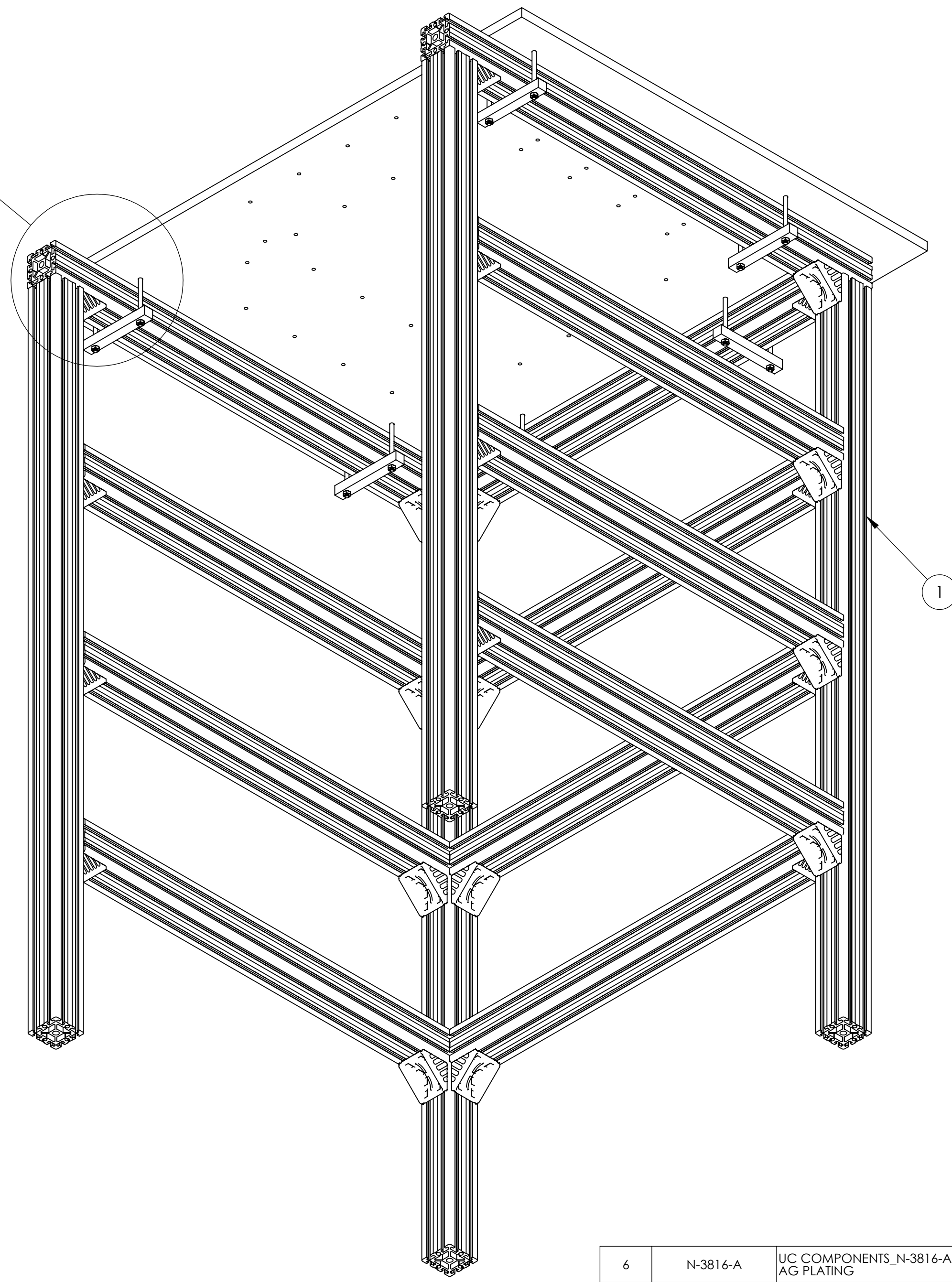
REV.	DATE	DCN #	DRAWING TREE #
v1	09 JUN 2011	E1100522-v1	-
v2	15 FEB 2012	E1200220-v1	-
-	-	-	-



ISOMETRIC FROM TOP



DETAIL A  
SCALE 5:16



ISOMETRIC FROM BOTTOM

ITEM NO.	PART NUMBER	DESCRIPTION	MATERIAL	REQ	SPARE	TOTAL
6	N-3816-A	UC COMPONENTS, N-3816-A, HEX NUT, .375-16 UNC, AG PLATING	STL	12		12
5	92198A648	MCMMASTER, HEX HEAD CAP SCREW, .375-16 X 6.00 LG, 18-8 SSSL	18-8 SSSL	12		12
4	96861A800	MCMMASTER, VENTED FLAT WASHER, .375 ID X .63 OD X .04 THK, 18-8 SSSL	18-8 SSSL	24		24
3	D1100778	gLIGO TMS TELE-OPT TABLE INSTALL, SUSPENSION PLATE	6061-T6 Al	1		1
2	D1100805	gLIGO TMS TELE-OPT TABLE INSTALL, PLATE CLAMP BAR	6061-T6 Al	6		6
1	D1100759	gLIGO TMS TELE / OPT TABLE INSTALL, SUPPORT FRAME ASSY	N/A	1		1

NOTES AND TOLERANCES: (UNLESS OTHERWISE SPECIFIED)	
1. INTERPRET DRAWING PER ASME Y14.5-1994.	
2. REMOVE ALL SHARP EDGES, .005-.015, FOR MACHINED PARTS. ROUND ALL EDGES APPROXIMATELY R.02 FOR SHEET METAL PARTS.	
3. DO NOT SCALE FROM DRAWING.	
4. ALL MACHINING FLUIDS MUST BE FULLY SYNTHETIC, FULLY WATER SOLUBLE AND FREE OF SULFUR, SILICONE, AND CHLORINE.	
MATERIAL	N/A
FINISH	N/A μinch
ANGULAR ± NA °	

**LIGO** CALIFORNIA INSTITUTE OF TECHNOLOGY  
 MASSACHUSETTS INSTITUTE OF TECHNOLOGY

SYSTEM: ADVANCED LIGO      SUB-SYSTEM: AOS

TOOLING

PART NAME				PARTS LIST			
gLIGO TMS TELE-OPT TABLE INSTALL, FRAME-PLATE ASSY							
DESIGNER	J. TERRAZAS	27 APR 2011	SIZE	DWG. NO.		REV.	
DRAFTER	J. TERRAZAS	29 APR 2011	D	D1100807		v2	
CHECKER	S. SHANKLE	15 FEB 2012	SCALE: 1:24	PROJECTION:	SHEET 1 OF 1		

D1100807\_gLIGO TMS TELE-OPT TABLE INSTALL, FRAME-PLATE ASSY, PART FROM REV. X-003, DRAWING FROM REV. X-003