

Contract PP150969  
Control No. 950324-0

March 24, 1995

Ms. Linda Turner  
Document Control LIGO Project  
California Institute of Technology  
Mail Stop 102-33  
Pasadena, CA 91125



Dear Linda,

We are transmitting the following items to you:

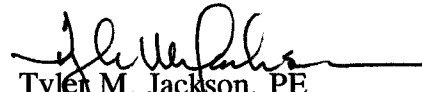
Item	Copies	Original	Dated	Description
1	3	1	3/24/95	Working Draft - Design Configuration Control Document


These items are transmitted as checked below:

- |  |  |   |
|--|--|---|
| <input type="checkbox"/> For approval            | <input type="checkbox"/> For your signature  | <input type="checkbox"/> Resubmit ___ copies for review     |
| <input checked="" type="checkbox"/> For your use | <input type="checkbox"/> Make changes noted  | <input type="checkbox"/> Submit ___ copies for distribution |
| <input type="checkbox"/> As requested            | <input type="checkbox"/> Revise and resubmit | <input type="checkbox"/> Return ___ corrected prints        |
| <input type="checkbox"/> For review and comment  | <input type="checkbox"/>                     | <input type="checkbox"/>                                    |
| <input type="checkbox"/> For bid due _____, 1995 |  | <input type="checkbox"/> Returned after loan to us          |
| <input type="checkbox"/>                         |  |   |

As discussed with Fred Asiri, we will discuss the changes in this document and back-check previous comments from LIGO today or no later than March 28, 1995


Very truly yours,

  
Tyler M. Jackson, PE  
Project Manager

  
JVH/TMJ/jvh

cc: Jeff Hermann  
Administration File 5.2.1  
I:\common\crspndnc\letters\950324-0





***Design  
Configuration  
Control  
Document***  
*Working Draft*

March 24, 1995

**LIGO**  
**Laser Interferometer Gravity Wave Observatory**  
**California Institute of Technology**  
**The Ralph M. Parsons Company**  
**Contract Number: PP150969**

LIGO Document \_\_\_\_\_  
CDRL Number 06  
DRD Number 03

PAR-FDCM003AA1A02

**APPROVAL STATUS**

YES

NO

NOT REQUIRED

  
Project Manager, Parsons

\_\_\_\_\_  
Technical Representative, Caltech

**Parsons-LIGO** 

Laser Interferometer Gravity Wave Observatory

## Foreword

*This document is a "working draft". This document is not yet finalized but has been reviewed and commented on by both the Client and our own Staff, and these comments have been incorporated into the document. This document will continue to evolve as criteria is further developed and adjusted. The final version of the document will be submitted at the end of the Concept Design -- Phase A. During Final Design -- Phase B, it will be revised as needed and issued as a revision.*

*Revisions from the previous submittal are indicated. Deletions are indicated by a strike-through and a revision bar in the margin, and additions are indicated by an underline and a revision bar in the margin.*

# Table of Contents

<b>1. SCOPE</b> .....	<b>1</b>
<b>2. FACILITY OVERVIEW</b> .....	<b>1</b>
<b>3. SYSTEMS PROVIDED BY OTHERS</b> .....	<b>2</b>
3.1 BEAM TUBE SYSTEM .....	2
3.2 VACUUM EQUIPMENT SYSTEM .....	2
3.3 DETECTOR SYSTEM .....	3
<b>4. FUNCTIONAL DESCRIPTION</b> .....	<b>3</b>
4.1 LASER AND VACUUM EQUIPMENT AREA (LVEA) .....	3
4.2 OPERATION SUPPORT BUILDING (OSB) .....	4
4.2.1 Staff Offices, Lobby, and Visitor Accommodations .....	4
4.2.2 Control Room .....	4
4.2.3 Computer Users Room .....	4
4.2.4 Computer and Mass Storage and Tape Rooms .....	4
4.2.5 Change/Smock Function .....	5
4.2.6 Vacuum Prep / Assembly Lab .....	5
4.2.7 Electronics / Data Lab .....	5
4.2.8 Optics Lab .....	5
4.2.9 Mechanical Shop .....	6
4.2.10 Active and Long Term Storage .....	6
4.2.11 Receiving and Shipping, and Inspection Area .....	6
4.2.12 Cleaning Area .....	6
4.3 MECHANICAL/UTILITY BUILDINGS .....	7
4.4 CHILLER PLANTS .....	7
4.5 MID STATION AND END STATION .....	7
4.5.1 Vacuum Equipment Areas .....	7
4.5.2 Operation Support Area .....	8
4.5.3 Utility Area .....	8
4.5.4 Chilled Water Plant .....	8
4.6 MIDPOINT PUMP STATIONS .....	8
4.7 BEAM TUBE FOUNDATION AND ENCLOSURE .....	8
<b>5. GROWTH AND FLEXIBILITY</b> .....	<b>9</b>
5.1.1 Laser and Vacuum Equipment Area .....	9
5.1.2 Operations Support Building .....	9
<b>6. REFERENCED DOCUMENTS</b> .....	<b>10</b>
6.1 FEDERAL STANDARDS .....	10
6.2 MILITARY STANDARDS .....	10
6.3 INDUSTRY STANDARD CODES .....	10
6.4 INDUSTRY STANDARD SPECIFICATIONS, AND GUIDELINES .....	11
6.5 SITE SPECIFIC REFERENCE DOCUMENTS -- GENERAL .....	16
6.6 SITE SPECIFIC REFERENCE DOCUMENTS -- HANFORD .....	16
6.7 SITE SPECIFIC REFERENCE DOCUMENTS -- LIVINGSTON .....	17
<b>7. DESIGN CRITERIA AND INTERFACE REQUIREMENTS</b> .....	<b>18</b>
7.1 GENERAL FACILITY REQUIREMENTS .....	18
7.1.1 Fabrication and Construction Tolerances .....	18
7.1.1.1 Structural Steel .....	18
7.1.1.2 Concrete .....	18

# Table of Contents

7.1.1.3 Installed Equipment.....	18
7.1.2 Service Life.....	18
7.1.2.1 Facility Design Life.....	18
7.1.2.2 Systems and Equipment Design Life.....	18
7.1.3 Construction Category.....	18
7.1.4 Occupancy.....	19
7.1.5 Design.....	19
7.1.6 Safety.....	19
7.1.7 Security.....	19
7.1.8 Material Selection.....	20
7.1.8.1 Flame Spread.....	20
7.1.8.2 Cleanliness/Contamination.....	20
7.1.8.3 Material Compatibility.....	20
7.2 CIVIL.....	21
7.2.1 General Civil Requirements.....	21
7.2.2 Coordinate Control.....	21
7.2.2.1 Global and Local Coordinate Systems.....	21
7.2.2.2 Hanford.....	21
7.2.2.3 Livingston.....	21
7.2.3 Site Preparation and Earthwork.....	24
7.2.4 Roads, Paving and Parking.....	24
7.2.4.1 Roads.....	25
7.2.4.2 Paving.....	25
7.2.4.3 Parking.....	25
7.2.5 Site Drainage.....	26
7.2.5.1 Ditches.....	26
7.2.5.2 Pipes.....	26
7.2.5.3 Culverts.....	26
7.2.6 Utilities.....	27
7.2.6.1 Potable Water.....	27
7.2.6.2 Firewater.....	28
7.2.6.3 Sanitary Sewer.....	28
7.2.7 Wastewater Treatment Facilities.....	28
7.2.8 Miscellaneous Sitework.....	29
7.2.8.1 Solid Waste Disposal.....	29
7.2.8.2 Security Fencing.....	29
7.2.8.3 Pipeline Crossings.....	29
7.3 STRUCTURAL.....	30
7.3.1 General Structural Requirements.....	30
7.3.1.1 Steel Design and Construction.....	30
7.3.1.2 Concrete Design and Construction.....	30
7.3.1.3 Concrete Reinforcing Steel.....	30
7.3.1.4 Masonry Design and Construction.....	30
7.3.1.5 Inspection Requirements.....	30
7.3.2 Loading Conditions.....	30
7.3.2.1 Minimum Floor Live Load.....	30
7.3.2.2 Seismic Load.....	31
7.3.2.3 Wind Loads.....	31
7.3.2.4 Forklift Loads.....	31
7.3.2.5 Volcanic Ash Loads.....	31
7.3.2.6 Load Combinations.....	32
7.3.2.7 Serviceability Requirements.....	32
7.3.2.8 Beam Tube Foundation and Enclosure Requirements.....	32
7.4 ARCHITECTURAL.....	34
7.4.1 Life Safety.....	34
7.4.2 Finishes.....	34

## Table of Contents

7.4.2.1 Floor Finishes.....	34
7.4.2.2 Walls.....	35
7.4.2.3 Ceiling Finishes.....	35
7.4.2.4 Painting -- General.....	36
7.4.2.5 Painting (Metals), Shop and Field.....	36
7.4.2.6 Caulk and Sealant.....	37
7.4.3 Clean Room Interior Design.....	37
7.4.4 Doors - General.....	38
7.4.4.1 Equipment Doors.....	38
7.4.4.2 Large Access Doors.....	38
7.4.4.3 Personnel Doors.....	39
7.4.4.4 Thresholds.....	39
7.4.5 Roofs and Gutters.....	39
7.4.6 Energy Conservation.....	39
7.4.7 Specific Area Requirements.....	40
7.4.7.1 Laser and Vacuum Equipment Area.....	40
7.4.7.2 Optics Lab.....	41
7.4.7.3 Vacuum Prep and Assembly Lab.....	41
7.4.7.4 Receiving, Shipping, and Inspection, and Cleaning Areas.....	41
7.4.7.5 Computer and Mass Storage Room and Computer Users Room.....	42
7.4.7.6 Control Room.....	42
7.4.7.7 Change/Smock Room.....	42
7.4.7.7 Beam Tube Enclosures.....	43
7.4.7.8 Mid-Station Facilities.....	43
7.4.7.9 End-Station Facilities.....	43
7.5 MECHANICAL.....	44
7.5.1 General Mechanical Requirements.....	44
7.5.1.1 Mechanical System and Component Identification.....	44
7.5.1.2 Wind Loads.....	44
7.5.1.3 Corrosion Control.....	44
7.5.1.4 Factory Paint.....	44
7.5.1.5 Vibration Control.....	44
7.5.1.6 Motors.....	45
7.5.1.7 Safety Requirements.....	45
7.5.1.8 Redundancy.....	45
7.5.2 Heating, Ventilating, and Air Conditioning Systems.....	45
7.5.2.1 Design Conditions.....	46
7.5.2.2 Space Humidity Requirements.....	48
7.5.2.3 Insulation Systems.....	48
7.5.2.4 Penetrations.....	48
7.5.2.5 HVAC Air Systems.....	48
7.5.2.6 HVAC Hydronic Systems.....	50
7.5.3 Industrial Grade Piping Systems.....	53
7.5.3.1 Clean Dry Air.....	53
7.5.4 Plumbing Systems.....	55
7.5.4.1 Potable Water.....	55
7.5.4.2 Drains and Vents.....	55
7.5.5 Fire Suppression and Detection Systems.....	56
7.5.6 Facility Monitoring and Control Systems.....	56
7.5.6.1 Control System Design.....	56
7.5.6.2 HVAC Control and Monitoring System.....	57
7.5.6.3 Particulate Monitoring System.....	58
7.5.7 Cranes.....	59
7.5.7.1 General Crane Requirements.....	59
7.5.7.2 Crane Capacity.....	59
7.5.7.3 Lift Height at the Corner Station.....	59
7.5.7.4 Lift Height at the Mid and End Stations.....	59

# Table of Contents

7.5.7.5 Crane Electrification.....	59
7.5.7.6 Hoist Reeving and Wire Rope System .....	60
7.5.7.7 Hoist Brakes .....	60
7.5.7.8 Crane Drives.....	60
7.5.7.9 Crane Control .....	60
7.5.7.10 Drip Pans .....	60
7.5.7.11 Manual Load Lowering Capability.....	61
7.5.7.12 Special Requirements .....	61
7.5.8 Material Handling.....	61
7.6 ELECTRICAL.....	62
7.6.1 Area Classification.....	62
7.6.2 Electrical System Description .....	62
7.6.3 Electrical Equipment.....	62
7.6.4 Receptacles.....	63
7.6.5 Lighting .....	63
7.6.5.1 Illumination .....	63
7.6.5.2 Controls .....	64
7.6.5.3 Emergency Lighting.....	64
7.6.6 Crane.....	65
7.6.7 Electrical Power Characteristics .....	65
7.6.7.1 Facility Power.....	66
7.6.7.2 Technical Power .....	66
7.6.7.3 UPS Power .....	67
7.6.7.4 Backup Power.....	67
7.6.7.5 Power Distribution System.....	67
7.6.8 Materials .....	68
7.6.9 Grounding.....	68
7.6.9.1 Facility Ground Subsystem .....	68
7.6.9.2 Technical Ground Subsystem .....	69
7.6.9.3 Signal Reference Ground Subsystem (Single-Point Ground).....	69
7.6.9.4 Lightning Protection Subsystem.....	69
7.6.9.5 Equipment Fault Protection Subsystem.....	69
7.6.9.6 Resistance to Earth .....	69
7.6.10 Fire Detection System.....	71
7.6.11 Doors and Controls.....	71
7.6.12 OSB Optics and Vacuum Preparation Labs .....	71
7.6.12.1 Facility Power.....	71
7.6.12.2 Technical Power .....	71
7.6.12.3 Lighting .....	71
7.6.12.4 Particulate Monitoring System .....	72
7.6.13 Computer and Control Room.....	72
7.6.14 Beam Tube Enclosures .....	72
7.6.15 Electromagnetic Compatibility (EMC).....	72
7.6.15.1 Perimeter Penetrations.....	73
7.6.16 Communication Systems.....	73
7.6.16.1 Conduits .....	73
7.6.16.2 Distribution Boxes.....	74
7.6.16.3 Fiber Optic Network.....	74
7.7 VIBRATION ISOLATION .....	75
7.8 ACOUSTICS .....	77
7.8.1 Laser Facility and End Stations Background Noise.....	77
7.8.2 Offices Space Background Noise.....	77
7.8.3 Reverberation Times.....	77
7.8.4 Exterior to Interior Noise Control.....	77
7.9 .....	78
7.9 UTILITY MATRIX .....	79