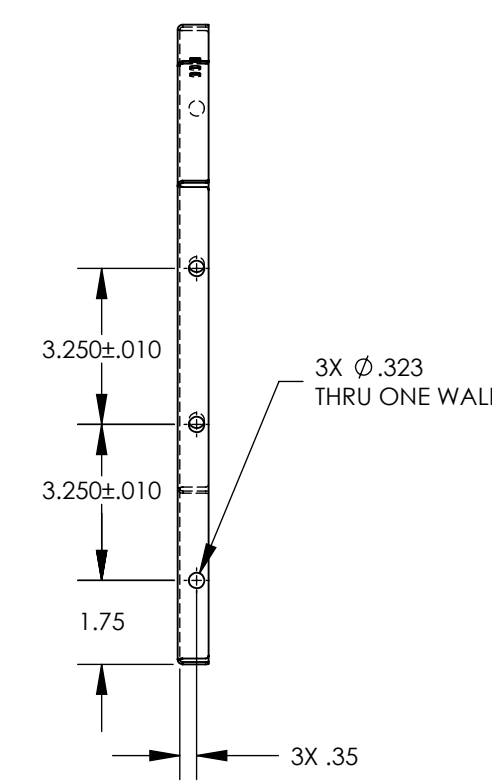
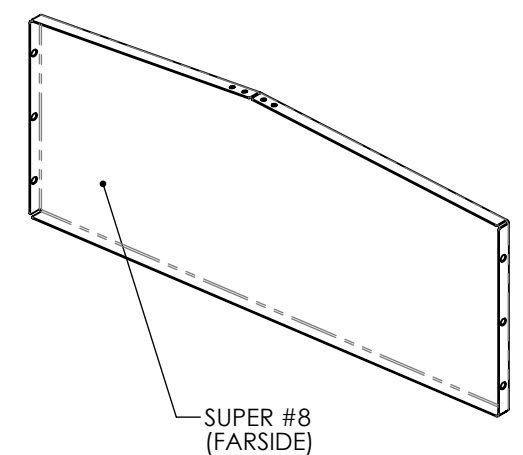
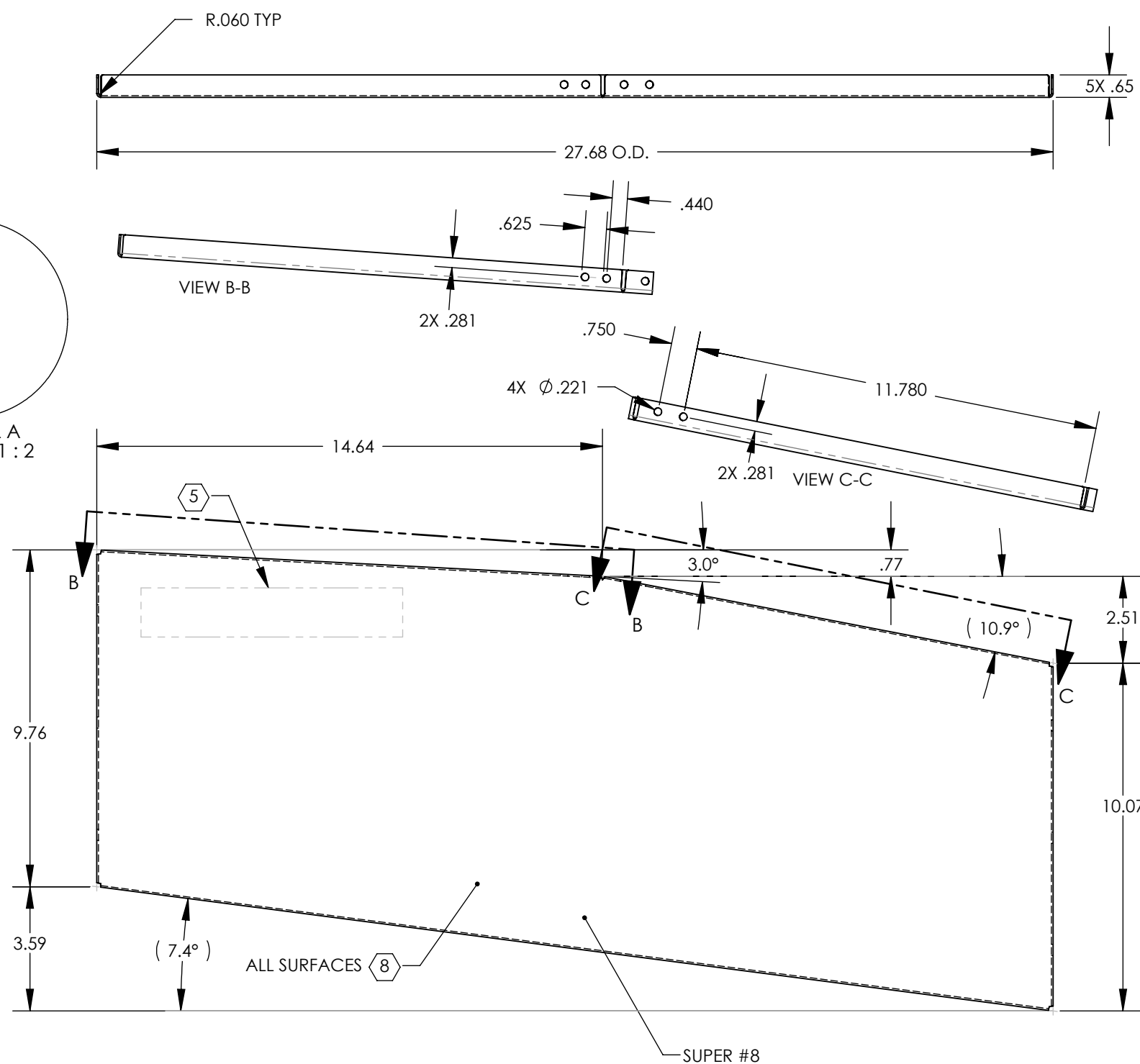


NOTES CONTINUED:

- 5. MECHANICALLY STAMP (NO INKS OR DYES) PART NUMBER, REVISION AND SERIAL NUMBER .20 DEEP WITH MINIMUM CHARACTER HEIGHT .156 APPROXIMATELY WHERE SHOWN. SERIAL NUMBER WILL START AT 001 AND PROCEED CONSECUTIVELY. EXAMPLE: D100XX-V1 S/N 001
- 6. ALL PARTS SHALL BE MANUFACTURED IN ACCORDANCE WITH LIGO SPECIFICATION E0900364.
- 7. ALL MATERIAL IS TO BE VIRGIN MATERIAL (i.e. NO WELD REPAIRS, PLUGS OR RECYCLED MATERIAL). NO REPAIRS SHALL BE MADE UNLESS APPROVED IN ADVANCE, AND IN WRITING, BY LIGO LABORATORY. REFER TO LIGO-E0900364.
- 8. SURFACE FINISH TO BE AS-PROCESSED FROM MILL/SUPPLIER, FREE FROM SCRATCHES OR GOUGES.
- 9. DELETED
- 10. DELETED

REV.	DATE	DCN #	DRAWING TREE #
v1	14 MAR 2011	-	-
v2	07 APR 2011	E1100216	-
v3	25 JUN 2011	E1100335	-
v4	11 AUG 2011	E1100335	-
v5	07 SEP 2011	E1100335	-

D1100354\_AdlIGO\_AOS\_SLC\_ACB Right Side Extender, PART PDM REV: X-102, DRAWING PDM REV: X-018



NOTES AND TOLERANCES: (UNLESS OTHERWISE SPECIFIED)				LIGO CALIFORNIA INSTITUTE OF TECHNOLOGY MASSACHUSETTS INSTITUTE OF TECHNOLOGY		PART NAME	
DIMENSIONS ARE IN INCHES TOLERANCES: .XX ± .03 .XXX ± .015 ANGULAR ± 1.0°				1. INTERPRET DRAWING PER ASME Y14.5-1994. 2. REMOVE ALL SHARP EDGES, .005-.015 ON ALL EDGES AND HOLES. 3. DO NOT SCALE FROM DRAWING. 4. ALL MACHINING FLUIDS MUST BE FULLY SYNTHETIC, FULLY WATER SOLUBLE AND FREE OF SULFUR, SILICONE, AND CHLORINE.		ACB RIGHT SIDE EXTENDER	
MATERIAL		FINISH		SYSTEM		SUB-SYSTEM	
18 GAUGE, 304 SSSL		SUPER #8		ADVANCED LIGO		AOS	
NEXT ASSY				D1100359		DESIGNER	
						N.Nguyen 24 Feb 2011	
						DRAFTER	
						N. KILPATRICK 13 MAR 2011	
						CHECKER	
						APPROVAL	
						SIZE DWG. NO.	
						B D1100354	
						REV.	
						v5	
						SCALE: 1:4 PROJECTION:	
						SHEET 1 OF 1	