

Photodiodes for Initial LIGO

Nickel and Dime Gravity Meeting

THE Second Eastern Gravity Meeting

Sat-Sun, 28-29 March 1998

P. Csatorday

LIGO Laboratory

Massachusetts Institute of Technology

A. Marin, P. Fritschel, M. Zucker

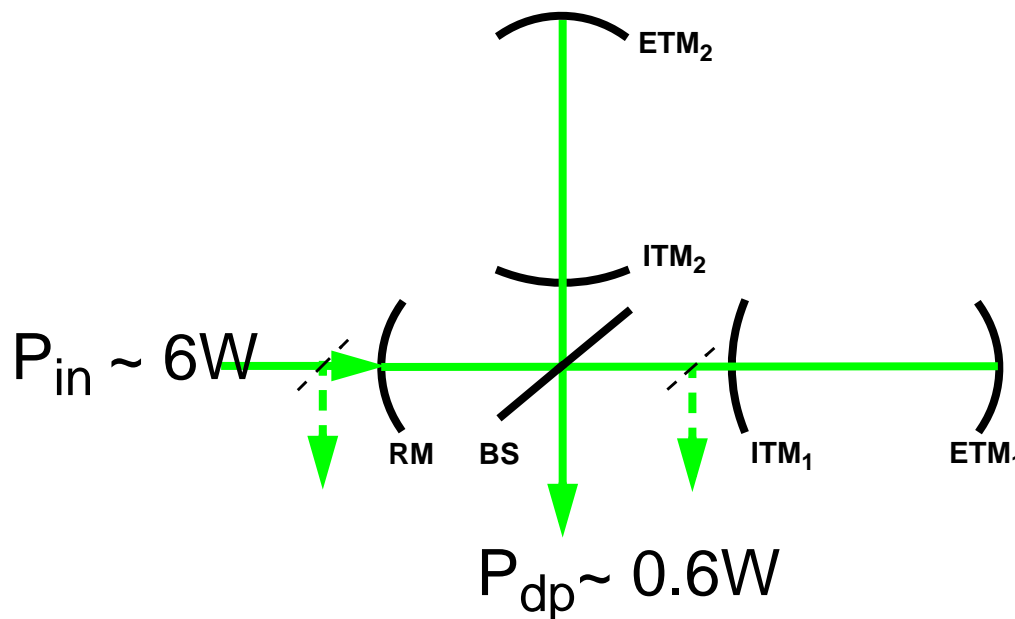


Outline

- Introduction
- General Requirements
- Some Measurement Results
- Conclusions

Introduction

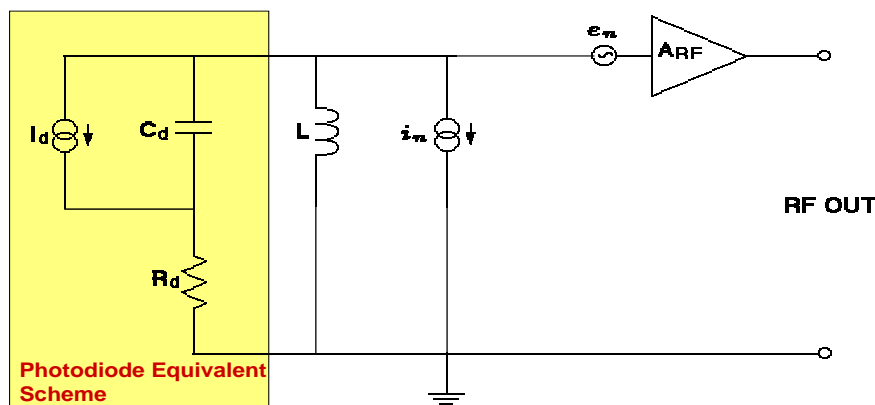
InGaAs Photodiodes in LIGO



- Detection of RF modulated light
 - ›› Length Control Signals (Alignment uses other devices)
 - ›› Gravitational Wave Signals
- For LIGO I, tested commercial diodes
 - EG&G, Hamamatsu, GPD (2mm and 3mm diameter)
 - Choice: EG&G 2mm (omit discussion of others here)

Detector SNR Requirements

- LIGO I: $f_{mod} = 25 - 32$ MHz



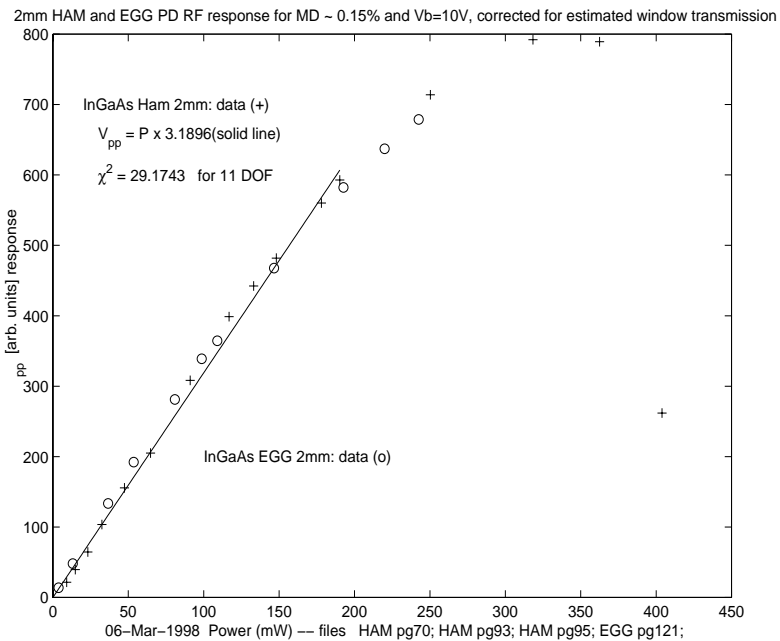
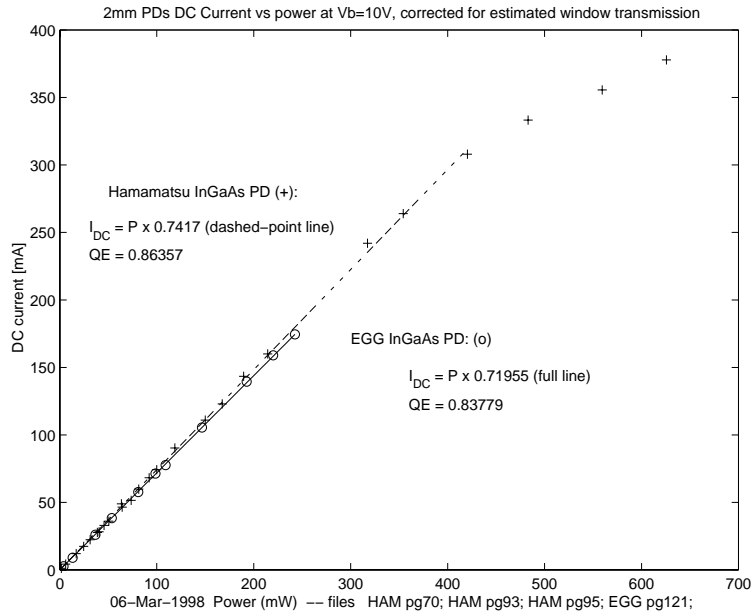
- $10 < \frac{S_{shot}}{S_{elec}} \propto \frac{Z_D \sqrt{2eI_{DC}}}{e_n}$

- $Z_D = \frac{1}{R_D(\omega_0 C_D)^2}$

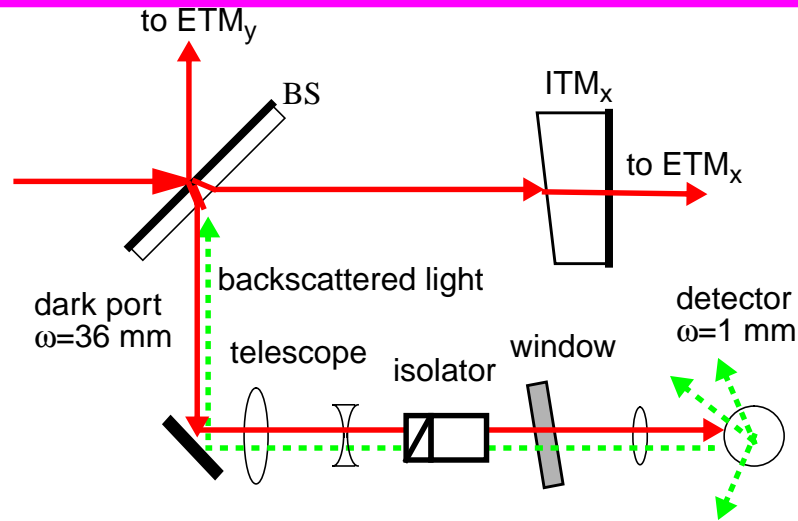
>> need low diode resistance and capacitance

—Ex: EG&G 2mm at 10V Reverse bias 72 pF, 9 Ω

Measured Linearity



Backscatter

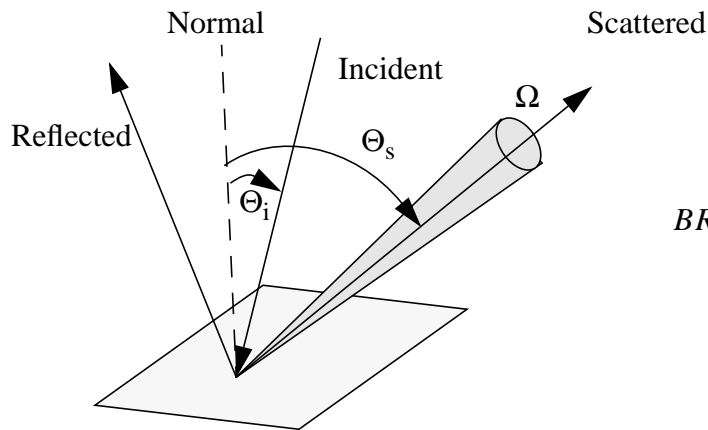
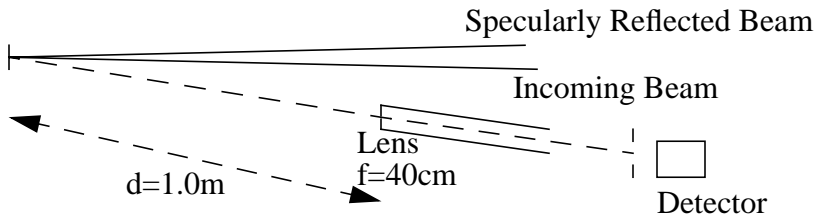
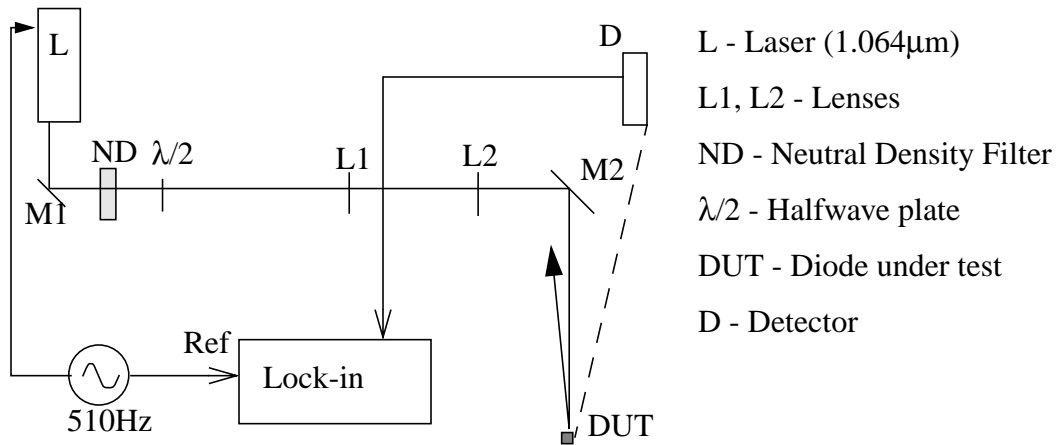


- Photodiode Surface Backscatter

$$h_n^2 \sim P_{dp} \cdot BRDF \cdot \Delta\Omega \cdot \frac{\omega_0^2}{\omega_{pd}^2} \cdot \delta x_{pd}$$

- BRDF: “Bidirectional Reflectance Distribution Function”
- optical isolation (costs efficiency)
- seismic /acoustic isolation (costs \$)
- improved BRDF
- larger detector area

Backscatter Measurement



$$BRDF \equiv \frac{P_{out}}{P_{in} \Omega}$$

BRDF Measurement Results

Table 1: 2mm Diode Backscatter

Diode	BSDF (BRDF) at 6.5° (10^{-4} /ster)
Hamamatsu (G5832-2)	1.1
EG&G (C30642G)	0.37
GPD (GAP2000)	0.11

- Requirements: 10^{-4} /ster

Power Handling

- Steady State (600mW at DP for LIGO I)

- ›› $N_{pd} \geq P_{dp}/P_{MAX} \approx 4$

- the fewer, the better (SNR, \$, scatter,...)

- ›› tradeoff against linearity

- Transient

- ›› Sudden loss of lock releases stored energy
 $U \sim 3J$ through dark port

- ›› P_{refl} rises briefly to $4 P_{in}$

- ›› Damage likely due to thermal effects (bias has automatic safety switch)

- EO shutter may be required (costs efficiency)

- Thermal properties of diode & package

Other Issues

- High Quantum efficiency

- ›› Greater than 80% at ND:YAG wavelengths

- InGaAs necessary (Si is roughly 20%)

- Tests: all about 85%, but different Anti-Reflection coatings

- Spatial uniformity

- Defeats modal orthogonality, enhancing effect of beam tube scattering recombination

- Requirement of $\sim 1\%$ uniformity for LIGO I is met

Conclusions

- InGaAs Photoiodes will be used in LIGO I
- We have extensively tested commercial items
- Baseline design will require 4 diodes at DP
- Specs Summary

<i>Parameter</i>	<i>LIGO I</i>	<i>Current design</i>
Steady-state power	0.6 W	0.75 W
Transient damage	3 J / 10 ms	3 J / 10 ms
Signal/Noise	$1.4 \times 10^{10} \text{ Hz}^{1/2}$	$1.5 \times 10^{10} \text{ Hz}^{1/2}$
Quantum efficiency	80%	83%
Spatial uniformity	1% RMS	1% RMS
Surface backscatter	$10^{-4} / \text{sr}$	$< 10^{-4} / \text{sr}$