

Results from LIGO Searches for Binary Inspiral Gravitational Waves

Peter Shawhan

(LIGO Laboratory / Caltech)

For the LIGO Scientific Collaboration

American Physical Society “April” Meeting

May 4, 2004

Denver, Colorado

Binary Orbit Evolution



A binary system in a close orbit
has a time-varying quadrupole moment
→ emits gravitational waves

$$f_{\text{GW}} = 2f_{\text{orbit}}$$



Gravitational waves carry away energy
and angular momentum

→ **Orbit shrinks over time**

Objects spiral in until they finally coalesce

Additional relativistic effects kick in as velocities approach the speed of light

Famous Binary Neutron Star Systems

PSR 1913+16

Hulse and Taylor, 1974 *ApJ* **195**, L51

Masses: $1.44 M_{\odot}$, $1.39 M_{\odot}$

Orbital decay exactly matches prediction from gravitational wave emission



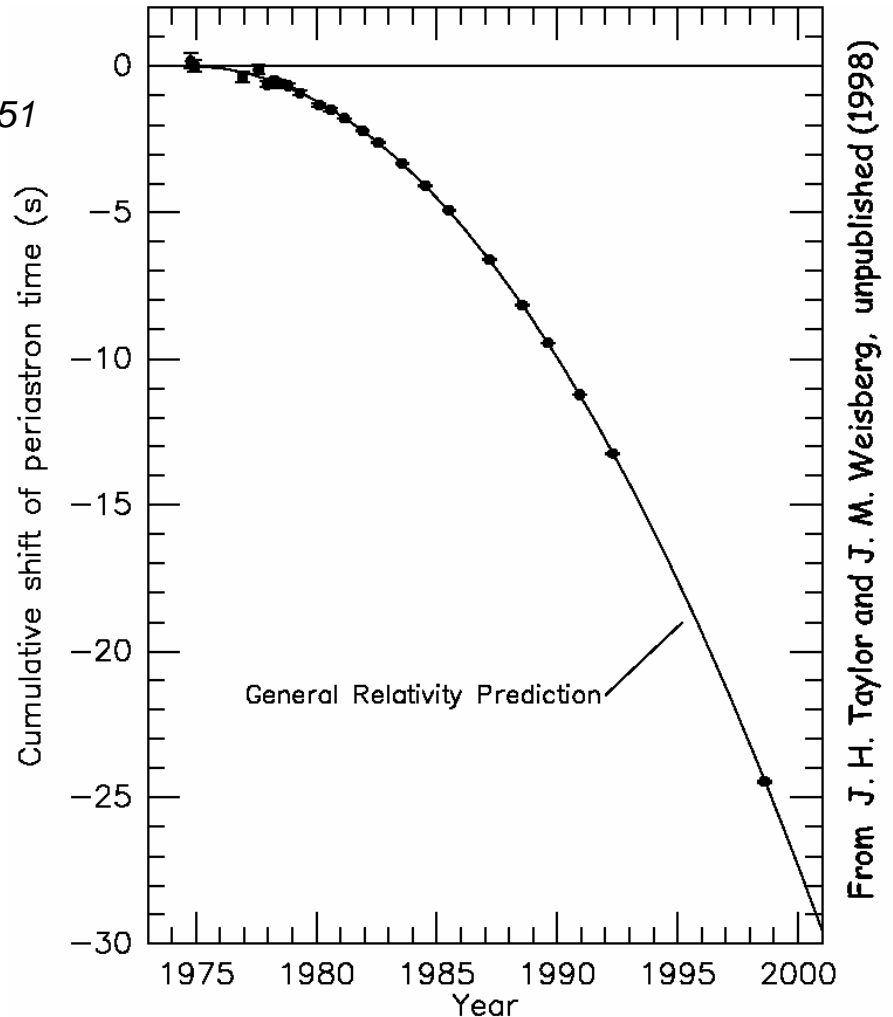
PSR J0737-3039

Burgay *et al.*, 2003 *Nature* **426**, 531

Orbital period = 2.4 hours

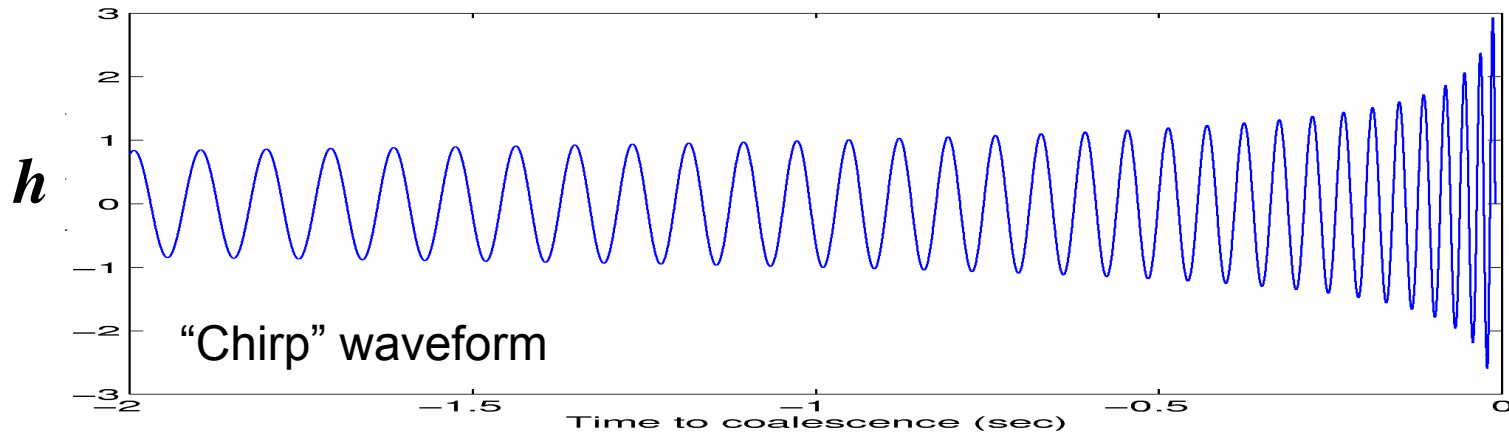
Will coalesce in ~ 85 Myr

Will yield improved tests of G.R.



Inspiral Gravitational Waves

For compact objects (neutron stars & black holes),
 inspiral accelerates up to the point of merger



In LIGO frequency band (40–2000 Hz) for a short time just before merging:
 anywhere from a few minutes to $\ll 1$ second, depending on mass

Waveform is known accurately for objects up to $\sim 3 M_{\odot}$

“Post-Newtonian expansion” is adequate \rightarrow Use **matched filtering**

Higher-mass systems are more complicated

Non-linear G.R. effects and spin can have a significant effect on waveform

Binary Neutron Star Inspiral Rate Estimates

Can base estimates on
the observed systems, or on
population synthesis Monte Carlo

→ **Kalogera *et al.*, 2004** *ApJ* 601, L179

- Statistical analysis of the 3 known systems with “short” merger times
- Simulate population of these 3 types
- Account for survey selection effects

For reference population model:

(Bayesian 95% confidence)

Milky Way rate: 180^{+477}_{-144} per Myr

LIGO design: 0.015–0.275 per year

Advanced LIGO: 80–1500 per year

Binary black holes, BH-NS: ???

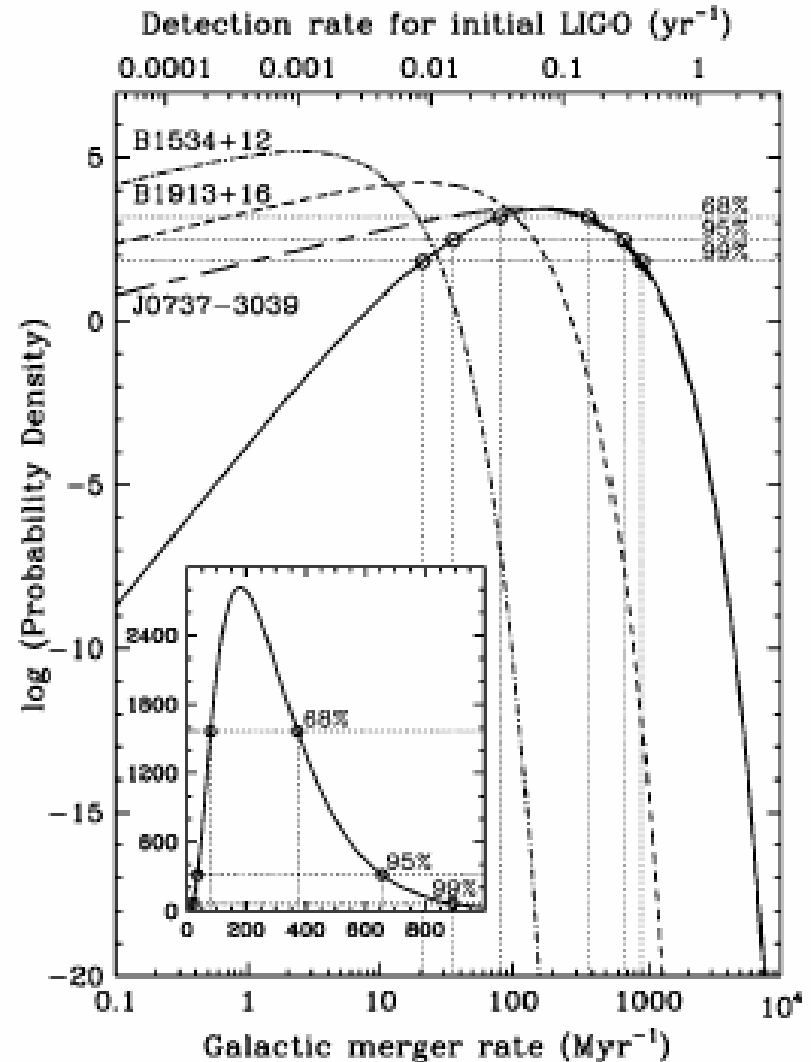
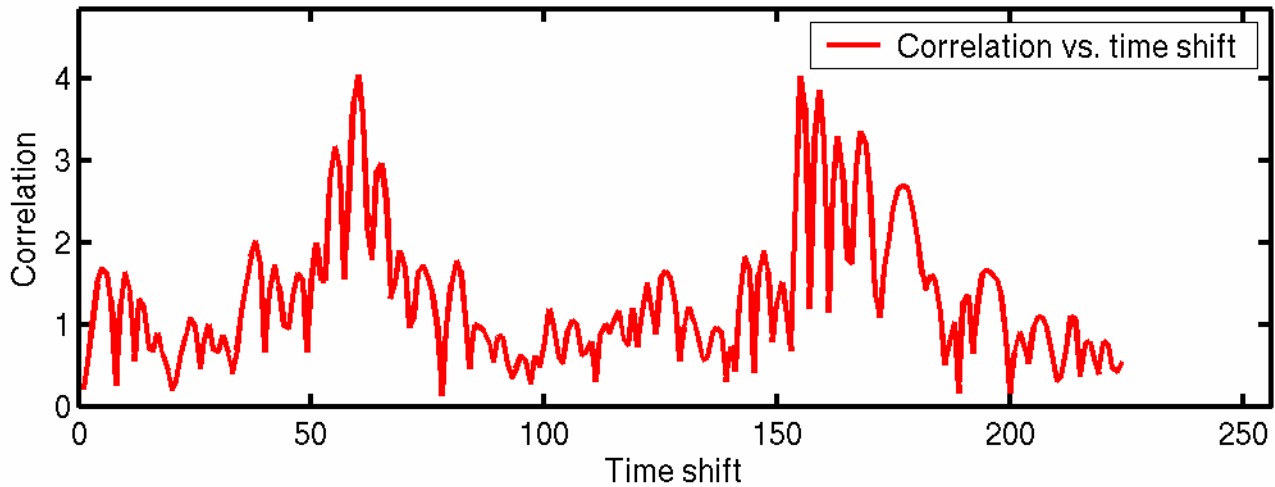
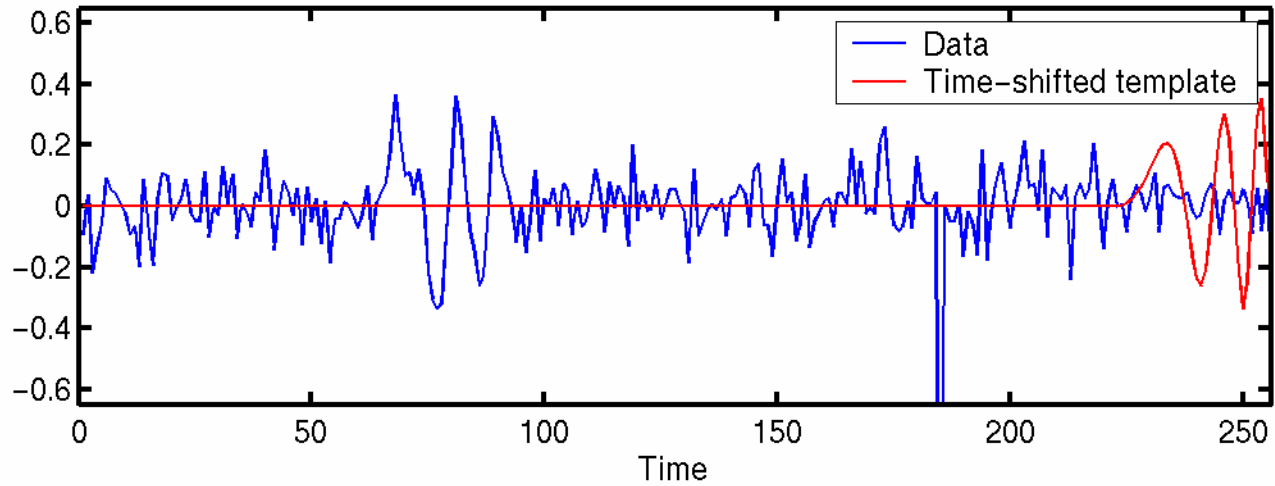


Illustration of Matched Filtering



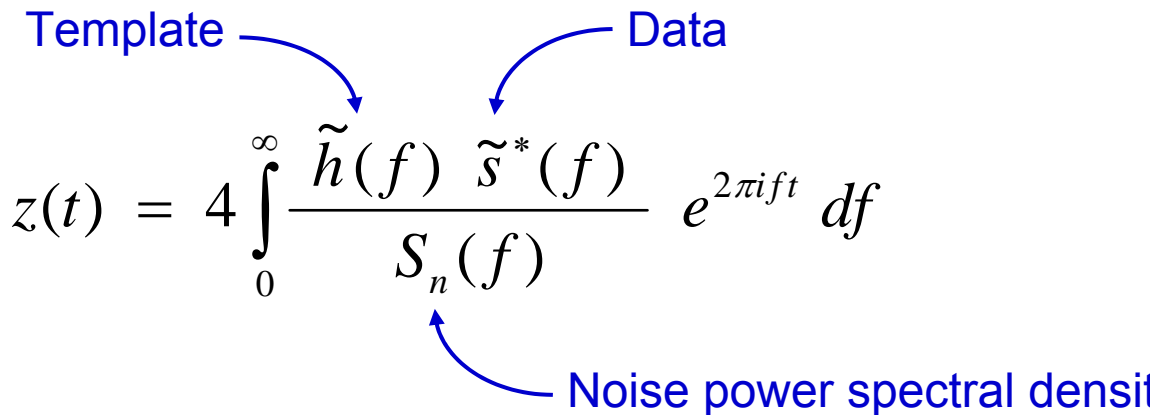
Overview of Inspirational Search Technique (1)

Use **optimal matched filtering** in frequency domain

Template Data

$$z(t) = 4 \int_0^{\infty} \frac{\tilde{h}(f) \tilde{s}^*(f)}{S_n(f)} e^{2\pi i f t} df$$

Noise power spectral density



Look for maximum of $|z(t)|$ above some threshold \rightarrow “trigger”
 Describe with template params, SNR ρ , effective distance D

Check consistency of signal with expected waveform

Divide template into p frequency bands which contribute equally, on average

Calculate $\chi^2(t) = p \sum_{l=1}^p \| z_l(t) - z(t)/p \|^2$

Other waveform consistency tests are being considered

Overview of Inspirational Search Technique (2)

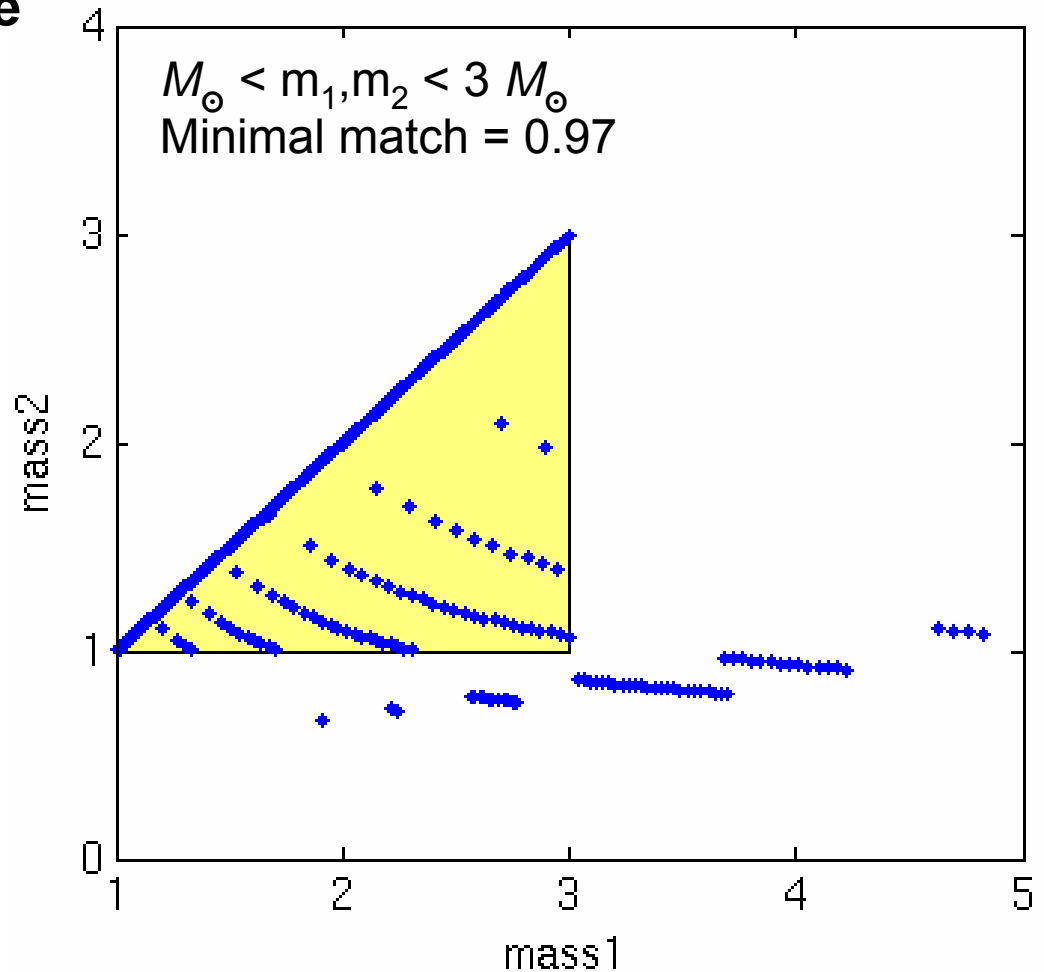
Use a **bank** of templates to cover parameter space

Require a certain “minimal match” with all possible signals

Process data in parallel on many CPUs



LLO bank for GPS 729410749 (751 templates)



Overview of Inspirational Search Technique (3)

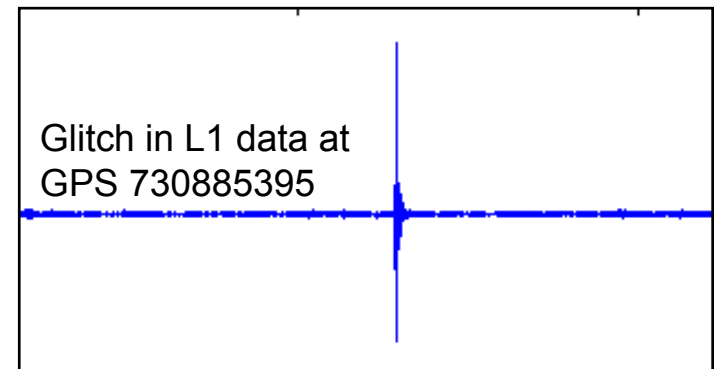
Process only good data, based on **data quality** checks

Validate search algorithm with simulated signals

Use auxiliary channels to **veto** environmental / instrumental glitches

Tune algorithm parameters and vetoes using “playground” data

~10% of data, excluded from final result



Require **coincidence** to make a detection

Consistent time, signal parameters in multiple interferometers

Eventually, will do coherent analysis

... or set an *upper limit* on event rate, using a **population Monte Carlo** to determine the efficiency of the analysis pipeline

Previous Binary Neutron Star Inspiral Search Using S1 Data

Binaries with component masses between 1 and 3 M_{\odot}

2nd-order post-Newtonian waveforms are reliable; spin effects negligible

Visible range for 1.4+1.4 M_{\odot} (optimally oriented, with SNR=8):

L1 ~175 kpc ← **Milky Way and Magellanic Clouds**

H1 ~38 kpc

H2 ~35 kpc

Analyzed 236 hours of data when L1 and/or H1 was running

Used “maximum-SNR” statistical method to set an upper limit

Efficiency of search calculated by Monte Carlo

Simple spatial model; mass distribution from population synthesis model

Result (90% C.L.): Rate < 170 per year per MWEG

*[Milky Way
Equivalent
Galaxy]*

To appear in Phys. Rev. D; gr-qc/0308069

S2 Data for Inspiral Searches

Visible range for $1.4+1.4 M_{\odot}$ (optimally oriented, with SNR=8):

L1 ~1.8 Mpc

H1 ~0.9 Mpc

H2 ~0.6 Mpc

Over 1200 hours of “science mode” data

Various combinations of interferometers

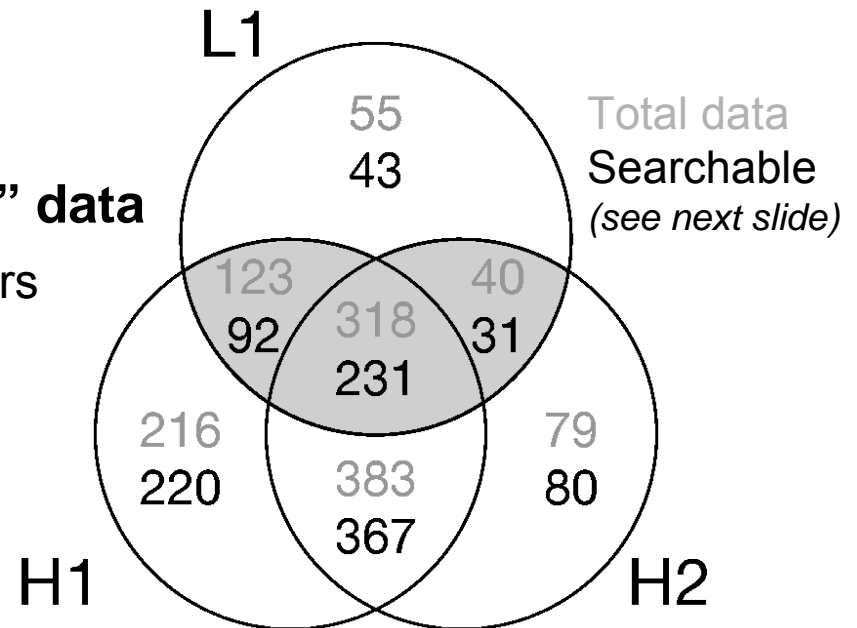
For this analysis, use only coincident data from both sites

“L1 and (H1 or H2)”

Avoid “H1 and H2 and not(L1)”
due to concerns about correlated
glitches from environmental disturbances

→ Use data from which a believable detection could be made

481 hours total, 355 hours searchable



Data Selection and Processing

“Data quality” cuts – omit times with:

- Data files missing, or outside official S2 run epoch
- Calibration information missing or unreliable
- Servo control settings not at nominal values
- Timing problems in hardware
- High broadband noise in H1 interferometer for at least 3 minutes
- Photodiode saturation

These things reduce amount of data searched for inspirals

Data processed in “chunks” 2048 seconds long

- Ignore good-data segments shorter than 2048 seconds
- Filter code does not search for triggers in first or last 64 sec of each chunk
 - overlap chunks to analyze entire good-data segment except ends
- Noise power spectrum estimated from data in each chunk;
- interferometer response calibration averaged over chunk

“Playground” data processed together with other data

- Triggers separated afterward; only non-playground data used for final result

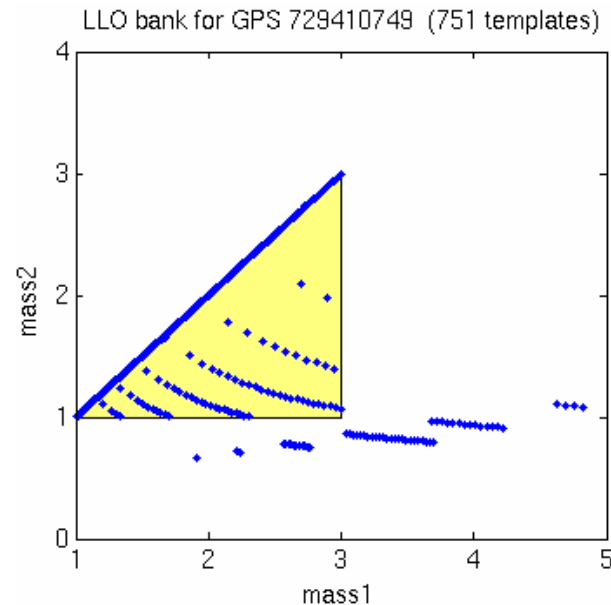
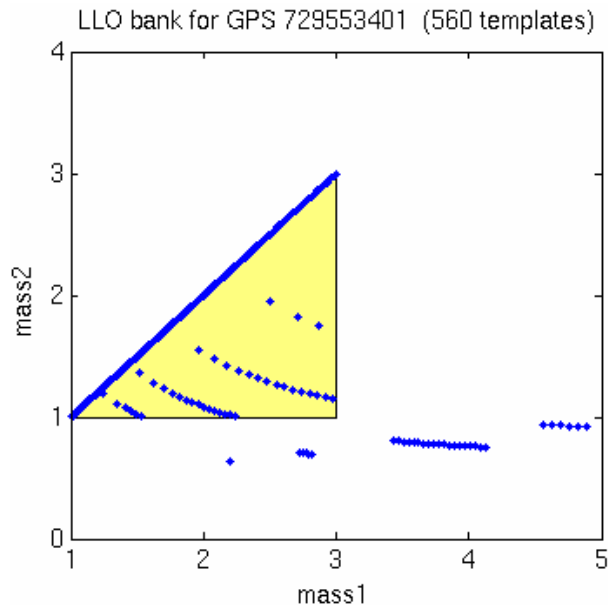
Template Bank Generation

Template bank generated for each chunk of L1 data

Use noise power spectrum estimated from that chunk

Low-frequency cutoff for search: 100 Hz

Banks with fewest and most templates:



Same template bank used for all three interferometers

L1 bank used because it is most sensitive

Chi-Squared Test

Tuned using playground data with and without simulated signals

Chose $p=15$ frequency bands

Allow large signals to have higher χ^2 values, due to mismatch with discrete template bank

Keep cut rather loose, to avoid losing real signals

$$\text{L1: } \chi^2 \leq 5 \left(p + 0.01 \rho^2 \right)$$

$$\text{H1, H2: } \chi^2 \leq 12.5 \left(p + 0.01 \rho^2 \right)$$

(Plots of ρ vs. χ^2 , for data and simulated signals, should go here)

Auxiliary-Channel Vetoes

There are occasional “glitches” in the gravitational-wave channel

Transients larger than would be expected from Gaussian stationary noise
Chi-squared test eliminates many, but not all

Checked for corresponding glitches in other channels

Environmental channels (accelerometers, etc.)
Auxiliary interferometer channels

Found a fairly effective veto for L1

“L1:LSC-POB_I” with a 70 Hz high-pass filter
Eliminates 13% of inspiral triggers with $\text{SNR} > 8$ (and more at higher SNR)
Deadtime = 3.0%
Used hardware injections to verify that a gravitational wave would not appear in this channel

No effective veto found for H1 or H2

Coincidence Requirements

An “event candidate” is required to be detected **by same template** in L1 and in either H1 or H2

If all three operating, then must be detected in all three *unless* too weak to be detected in H2

If on the edge of detectability in H2, it is searched for but not required

Consistency criteria depend on the detector pair

	<u>L1-H1 / L1-H2</u>	<u>H1-H2</u>
Time:	$\Delta t < 11 \text{ ms}$	$\Delta t < 1 \text{ ms}$
Effective distance:	No requirement, since LHO and LLO are not exactly co-aligned	$\frac{ D_{H1} - D_{H2} }{D_{H1}} < 0.5 + \frac{2}{\rho_{H1}}$

Analysis Pipeline

Have developed automated “pipeline” to filter appropriate data chunks and check for coincidences

Dependencies of processing steps expressed as a Directed Acyclic Graph (DAG) generated from a parameter file

Analysis runs on a Condor cluster using DAGMan meta-scheduler

Pipeline is designed to avoid unnecessary processing

Only process chunks which belong to “L1 and (H1 or H2)” data set

For each L1 chunk, generate template bank

Filter L1 data to produce triggers

Filter H1 / H2 chunks using **only** those templates which yielded at least one L1 trigger in the corresponding L1 chunk

Check for coincident triggers

In 3-interferometer data, filter H2 using templates which yielded L1-H1 coinc

Final output from pipeline is a list of event candidates

Background Estimation

Filtering used a low SNR threshold = 6

Many triggers are found in each interferometer with $\text{SNR} \approx 6 - 8$

→ Expect some accidental coincidences

Estimate background by time-sliding triggers

Introduce artificial lag in H1/H2 trigger times relative to L1

Keep H1 and H2 together, in case of any local correlations

Use many different lags (+ or -) between 17 sec and a few minutes

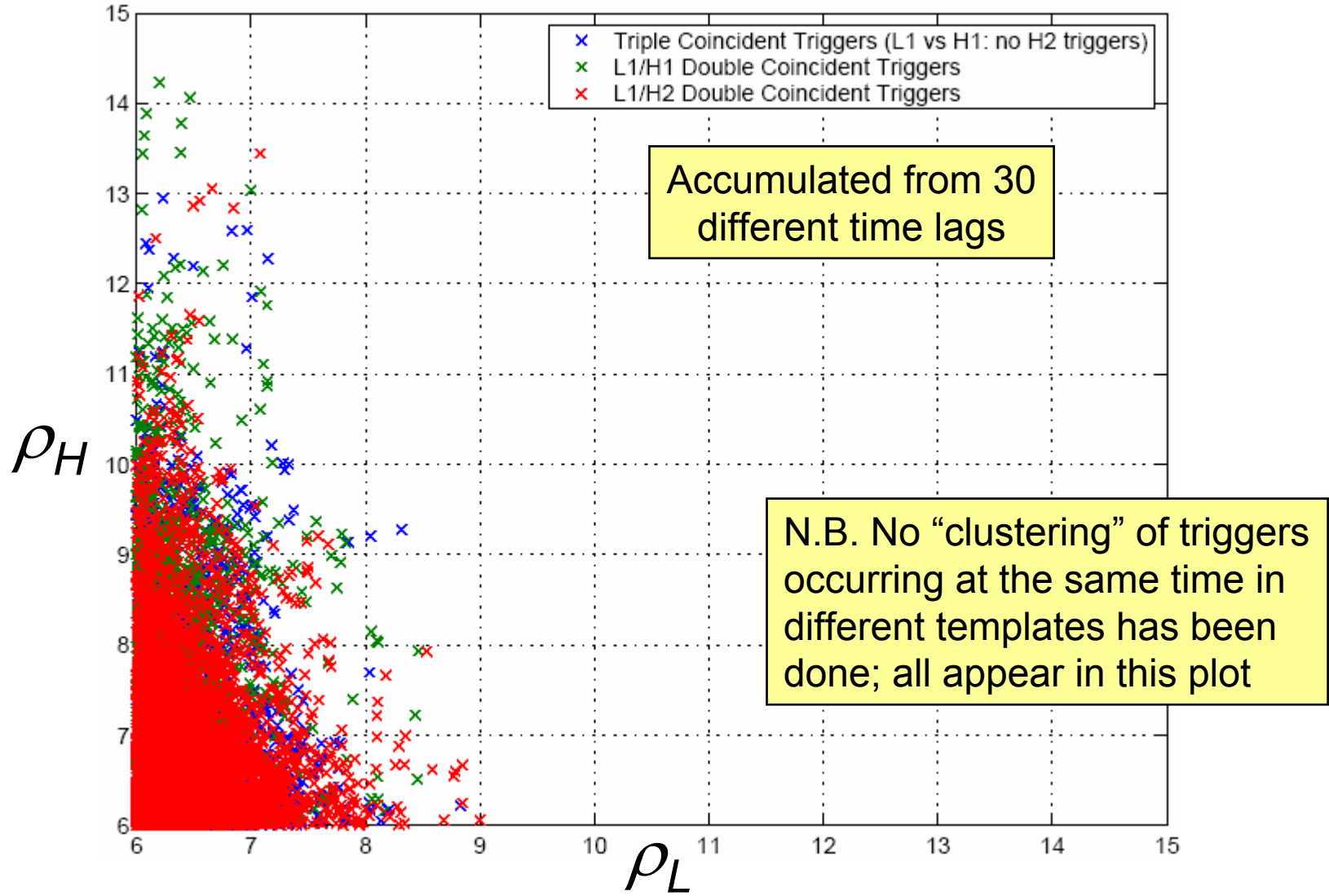
Collect event candidates passing analysis pipeline

Only have to re-do coincidence tests, not matched filtering

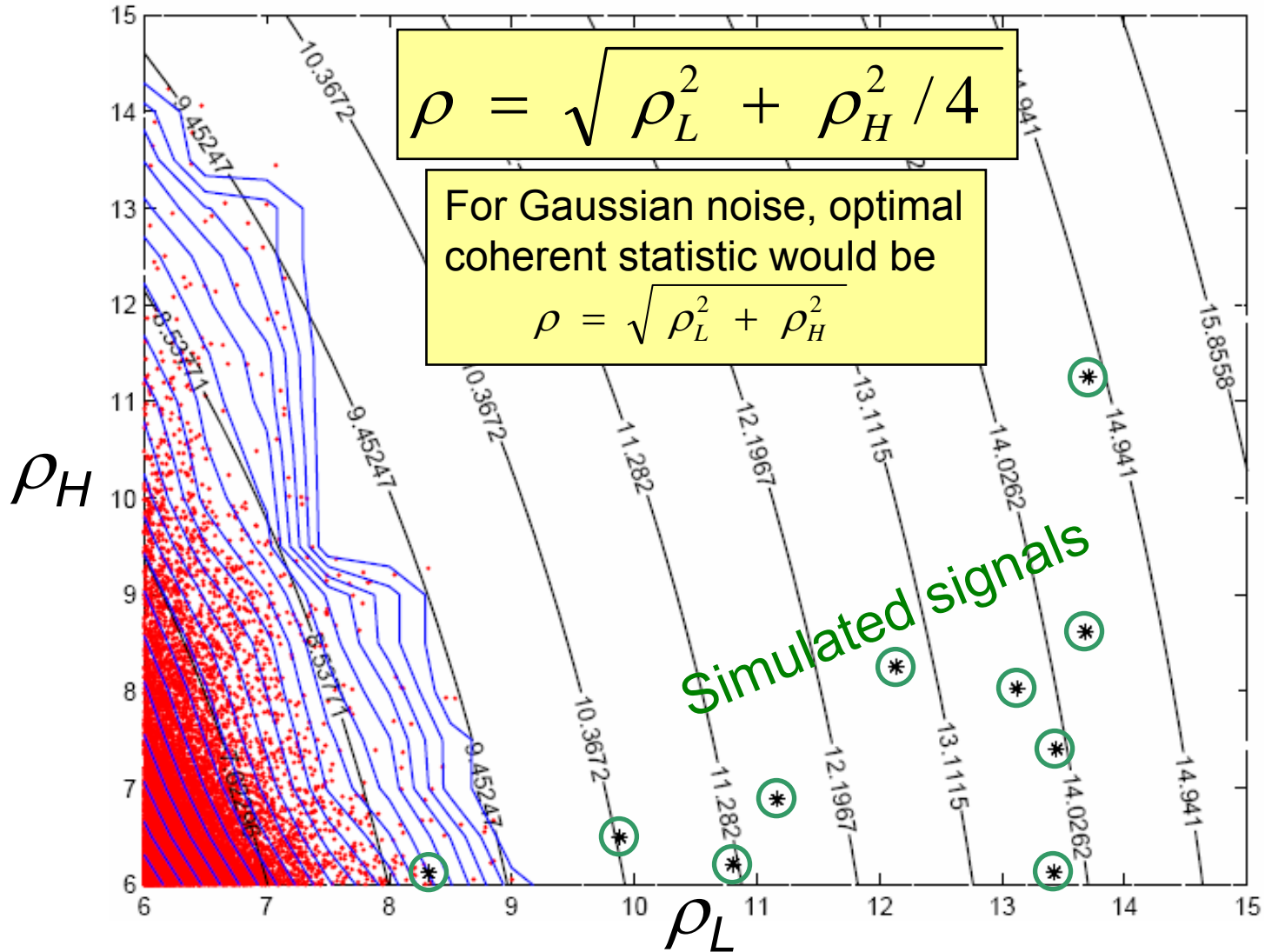
(DAG was generated to support time lags of up to several minutes)

Did this before looking at true (un-slid) coincidences

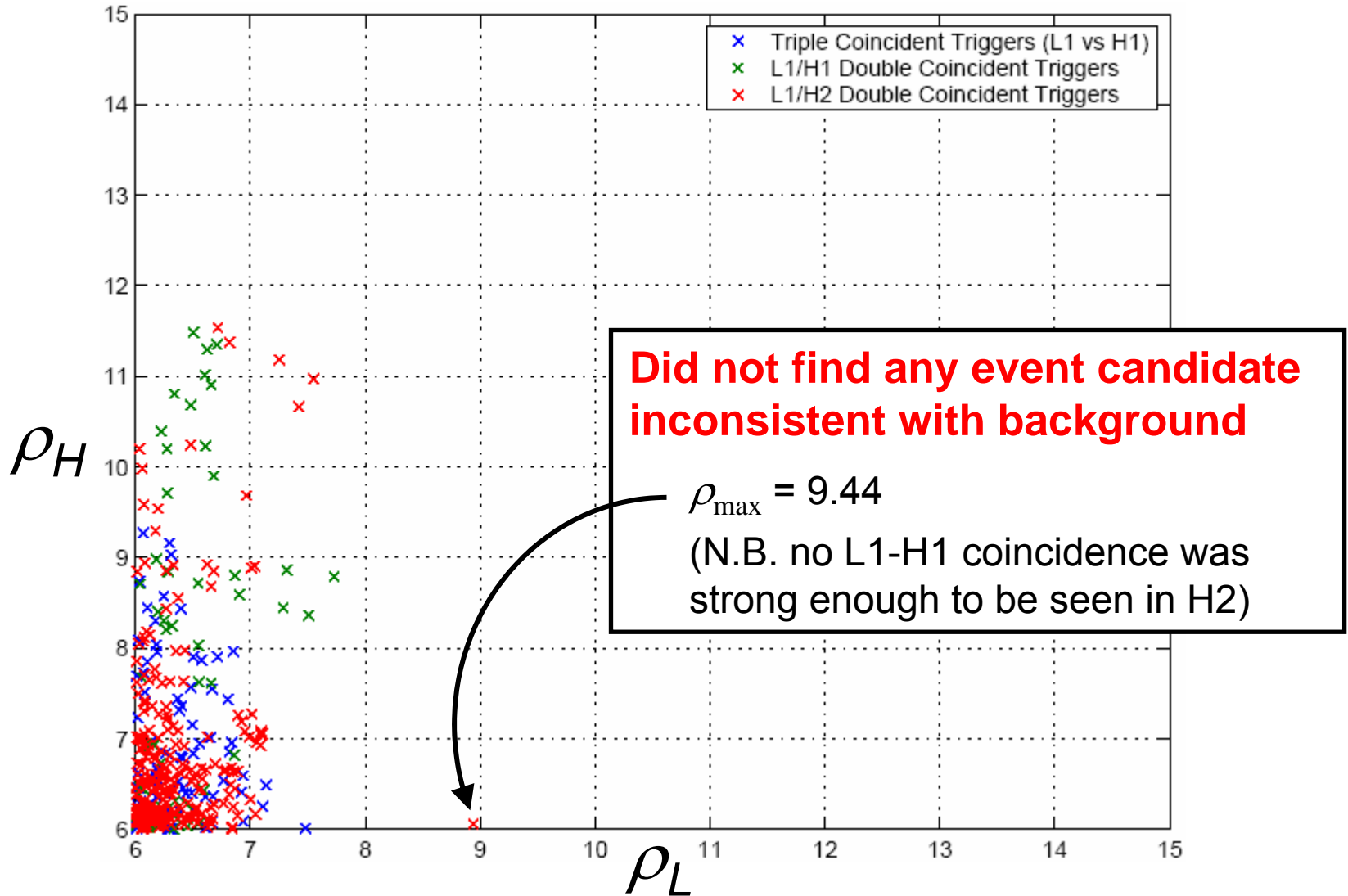
Background Event Candidates



Empirical Figure-of-Merit Statistic



Event Candidates Observed



Upper Limit Calculation

Base calculation on the observed ρ_{\max}

No event candidates (real or background) were observed with $\rho > 9.44$ in $T_{\text{obs}} = 355$ hours of data

Need to know *efficiency* of analysis pipeline for target population, given this ρ_{\max}

Fraction of target population sources which would be found with $\rho > 9.44$

Use Monte Carlo with $N_{\text{MWEG}} = 6.3$ in population (galaxies within 3 Mpc)

Can take expected background into account

P_b = Chance of all background events having $\rho < 9.44$

Rigorous frequentist confidence interval (one-sided)

$$R_{90\%} = \frac{2.303 + \ln P_b}{\varepsilon T_{\text{obs}} N_{\text{MWEG}}}$$

Sources of Systematic Uncertainty

On ε :

- Distances to galaxies
- Accuracy of template waveforms
- Calibration
- Effect of cuts on real vs. simulated signals
- Finite statistics of simulation

On N_{MWEG} :

- Number of sources in galaxies other than the Milky Way
 - Use blue light luminosity
 - Metallicity corrections
- Blue light luminosity of the Milky Way

These uncertainties
are correlated



Preliminary Upper Limit Result

Conservative lower bound on the product ($\varepsilon N_{\text{MWEG}}$) : 1.14

Omit background correction term ($\ln P_b$)

→ Conservative upper limit:

Rate < 50 per year per MWEG (90% frequentist C.L.)

Other Binary Neutron Star Searches in Progress

Joint analysis of LIGO S2 + TAMA DT8

Will use rest of LIGO S2 data (~700 hours) requiring coincidence with TAMA

Will exchange trigger data, look for coincident triggers

Search using LIGO+GEO S3 data

Max. visible range: H1: **~4 to 10 Mpc**
(for $1.4+1.4 M_{\odot}$, L1: ~2.5 Mpc
optimally oriented, H2: ~2 Mpc
SNR=8) GEO: ~45 kpc (operated for part of S3 run)

All 3 LIGO interferometers sensitive to the Local Group

Three-site coherent analysis is interesting but challenging

Binary Black Hole MACHO Search

Galactic halo mass could consist of primordial black holes with masses $\lesssim 1 M_{\odot}$

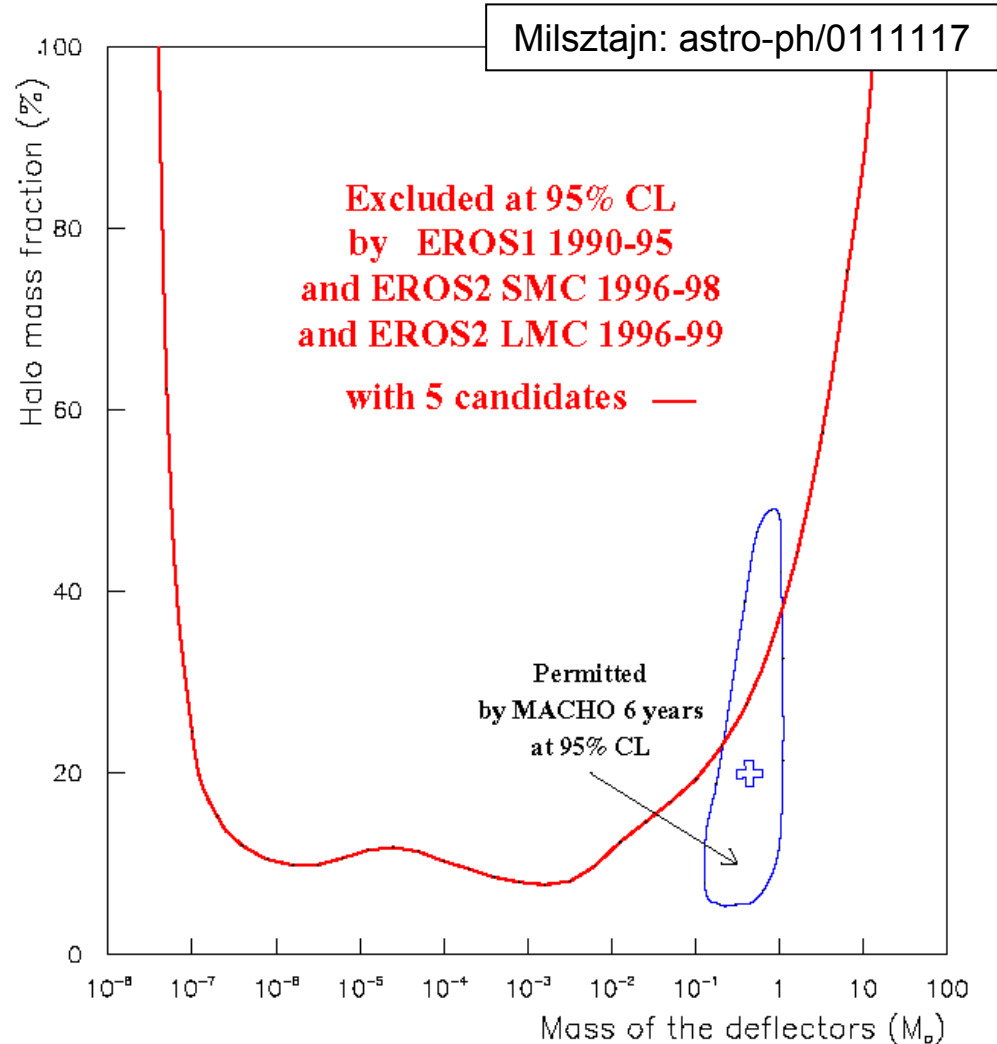
Some would be binaries inspiraling within the age of the universe

Simple extension of binary neutron star search

S2 data being analyzed now

Mass range limited by available CPU

Probably can go down to $m = (0.25\sim 0.3) M_{\odot}$ easily



Search in Progress for Non-Spinning Binary Black Hole Systems

Waveforms not known reliably

Target masses: $3+3$ to $20+20 M_{\odot}$

Post-Newtonian expansion breaks down while in LIGO frequency band

Use matched filtering with “BCV detection template family”

Buonanno, Chen, and Vallisneri, Phys. Rev. D **67**, 024016 (2003)

Semi-empirical template waveforms, like post-Newtonian but with additional parameters

Can achieve good matching to various model waveforms

Adiabatic, non-adiabatic, stationary phase, effective-one-body, ...

Taylor vs. Padé expansions

Algorithm implemented; studies in progress

Template bank generation

Parameter ranges corresponding to physical signals

Issue: how to perform a χ^2 test for very short signals

Plan to Search for *Spinning* Binary Black Hole Systems

Spin complicates waveforms considerably

Precession → phase and amplitude modulation

Introduces several additional signal parameters

BCV have treated this in the adiabatic-inspiral limit

Phys. Rev. D **67**, 104025 (2003)

Continue “detection template family” approach

Introduce sinusoidal phase modulation

Leads to a manageable parameter space

Also shown to be good for black hole–neutron star systems

Summary

Binary neutron star inspiral rate limit published using S1 data

Searched for binary neutron star inspirals in LIGO S2 data

Analysis pipeline designed for coincident detection

No coincident event candidates observed above background

Preliminary upper limit: Rate < 50 per year per MWEG

Currently doing several analyses using S2 and S3 data

Combined analysis with other interferometer projects

Lower- and higher-mass systems

Interferometers are getting sensitive enough to see binary systems out into the universe !