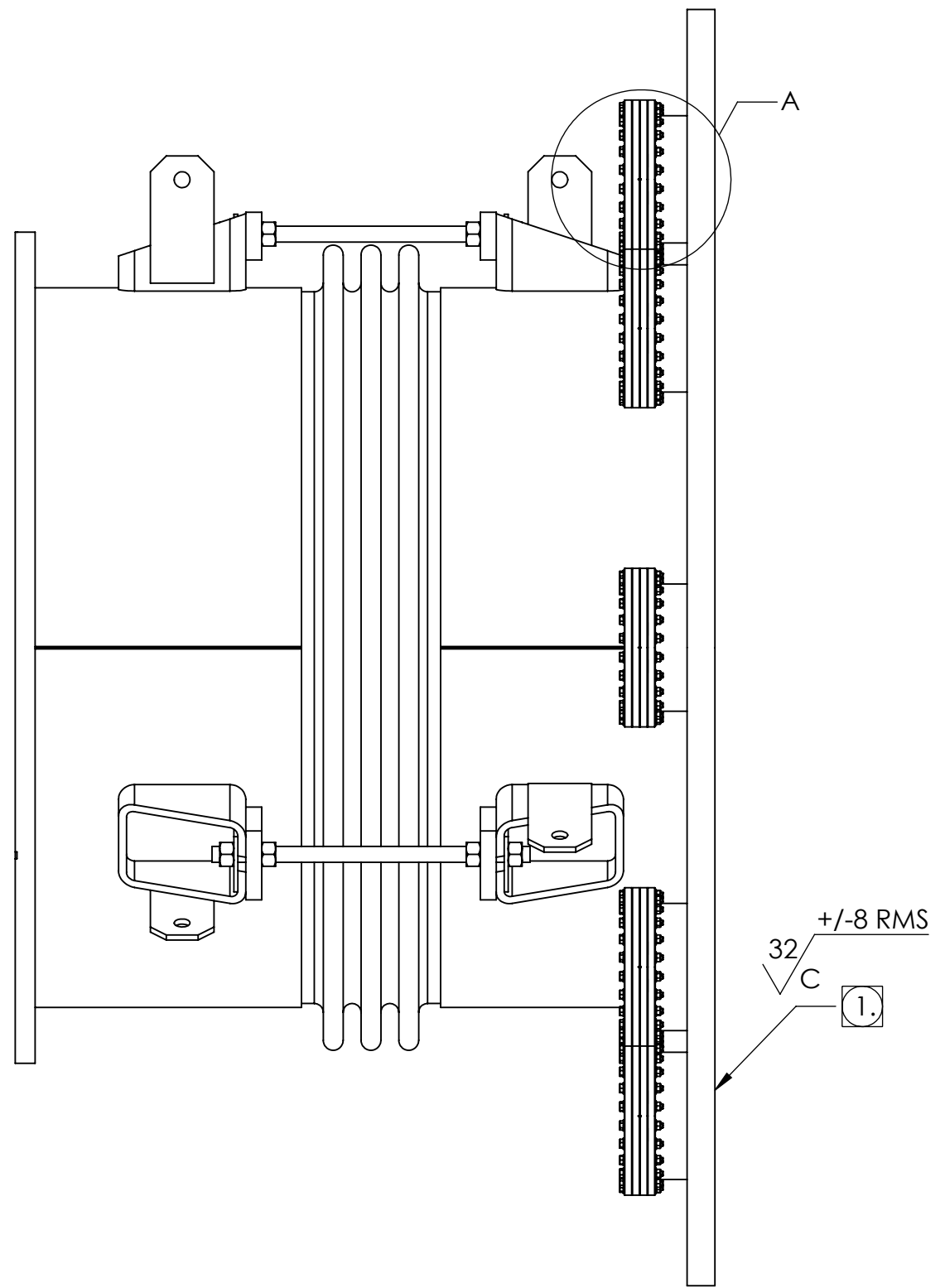
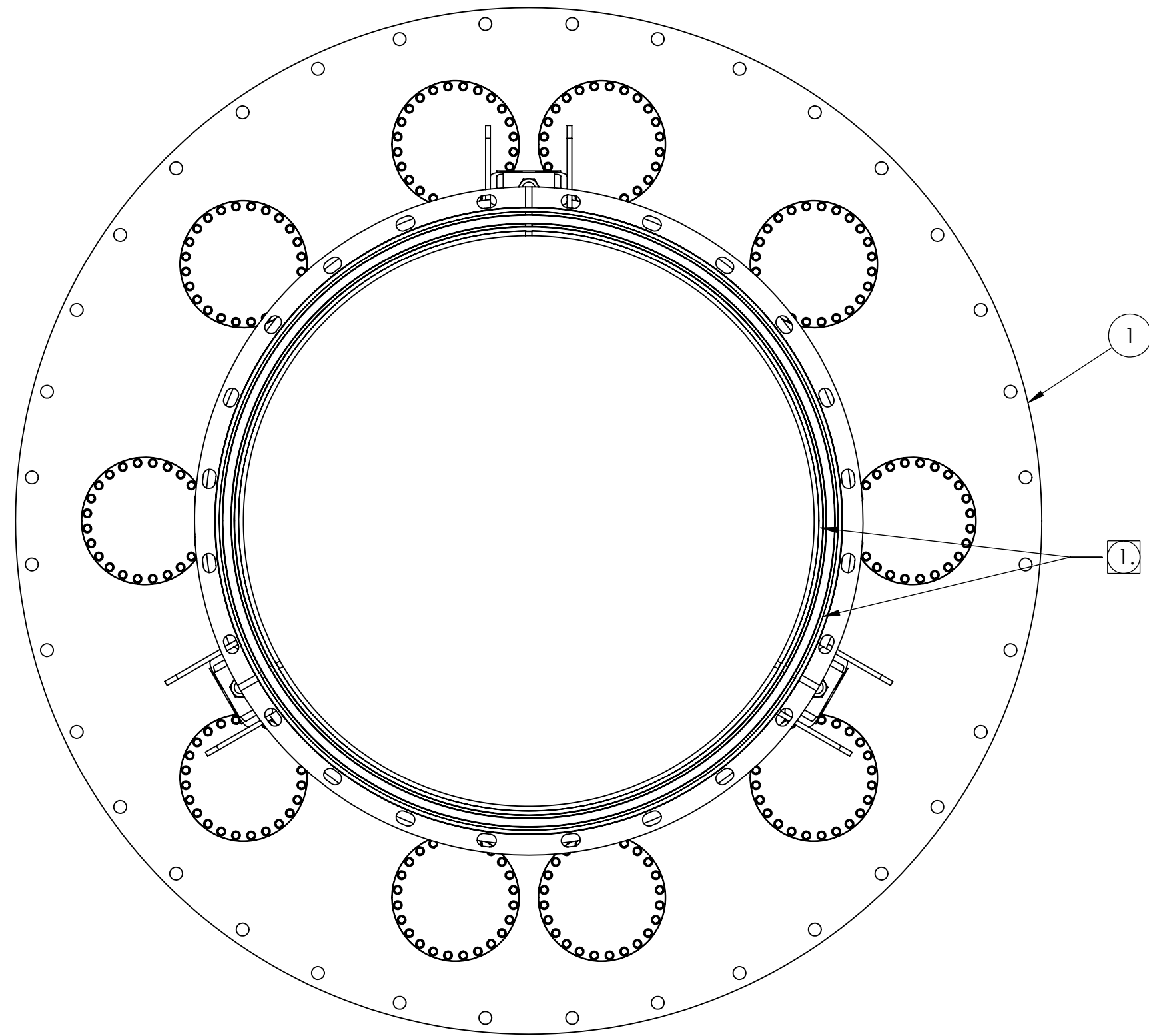


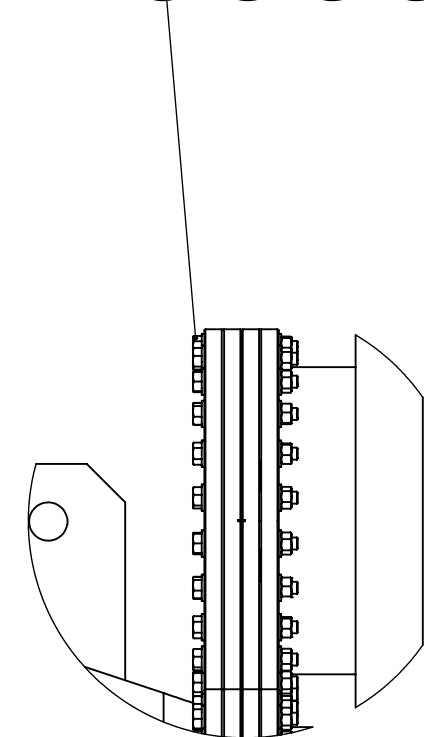
PROPRIETARY AND CONFIDENTIAL
 DRAWING IS THE SOLE PROPERTY OF
 THE GNB CORPORATION. ANY
 REPRODUCTION IN PART OR AS A WHOLE
 WITHOUT THE WRITTEN PERMISSION OF
 THE GNB CORPORATION IS PROHIBITED.

REVISIONS				
ZONE	REV.	DESCRIPTION	DATE	APPROVED
	A	RELEASE TO PRODUCTION	8/23/2010	MKM2

F
E
D
C
B



6	4	3	2	5
240	480	10	10	240



DETAIL A
SCALE 1:5

- NOTES:
1. VACUUM SEALING SURFACE
 - CLEAN PER QP1750-D2
 - BAKEOUT PER QP1750-A6
 - LEAK CHECK PER QP1750-A7
 - KEEP FREE OF CONTAMINATION. ANY CONTAMINATION MUST BE REMOVED WITH A CO2 SPRAY IMMEDIATELY.
 - VERIFY CLEANLINESS PER QP1750-A3
 - PREPARE FOR SHIPPING QP1750-R6
 - ALL CONFLAT FLANGES ARE NON-ROTATABLE WITH THRU HOLES.

ITEM NO.	PART NUMBER	DESCRIPTION	QTY.
1	114296-00WS	WELDMENT, FINAL, ADAPTER A-17	1
2	G-1000	(NORCAL) GASKET, COPPER, 10" CF	10
3	1000-000N	(NORCAL) BLANK, CF, 10" OD	10
4	F050000S	WASHER, 5/16 NOM ID, 0.065 THK	480
5	G05F0000M	HEX NUT, 5/16-24	240
6	C05F0400S	HHCS, 5/16-24, 2.50 LG	240

MATERIAL: AISI 304/AISI 304L DUAL CERT PER SA240

UNLESS OTHERWISE SPECIFIED:
 DIMENSIONS ARE IN INCHES
 TOLERANCES: FINISH
 ANGULAR: ±0°30'
 .XX ±.03
 .XXX ±.005
 UNSPECIFIED FILLETS: R.015
 BREAK EDGES .010x45°
 REMOVE ALL BURRS
 // . . . WITHIN .03

WEIGHT: 2579.64#

APPROVALS: [Signature] DATE: 7/26/10
 DRAFTER: MKM2
 CHECKER: [Signature]
 ENGINEER: MKM2 7/26/10

GNB CORPORATION
 SCIENTIFIC AND INDUSTRIAL EQUIPMENT
 3200 DWIGHT RD. SUITE 100
 ELK GROVE, CA 95758
 916-395-3003 FAX: 916-395-3363
 www.gnbvalves.com

TITLE: FINAL ASSEMBLY, ADAPTER A-17

THIRD ANGLE PROJECTION

DO NOT SCALE DRAWING

C DWG. NO. 114436-00S REV A
 SCALE: 1:10 SHEET 1 OF 1

F
E
D
C
B

8 7 6 5 4 3 2 1