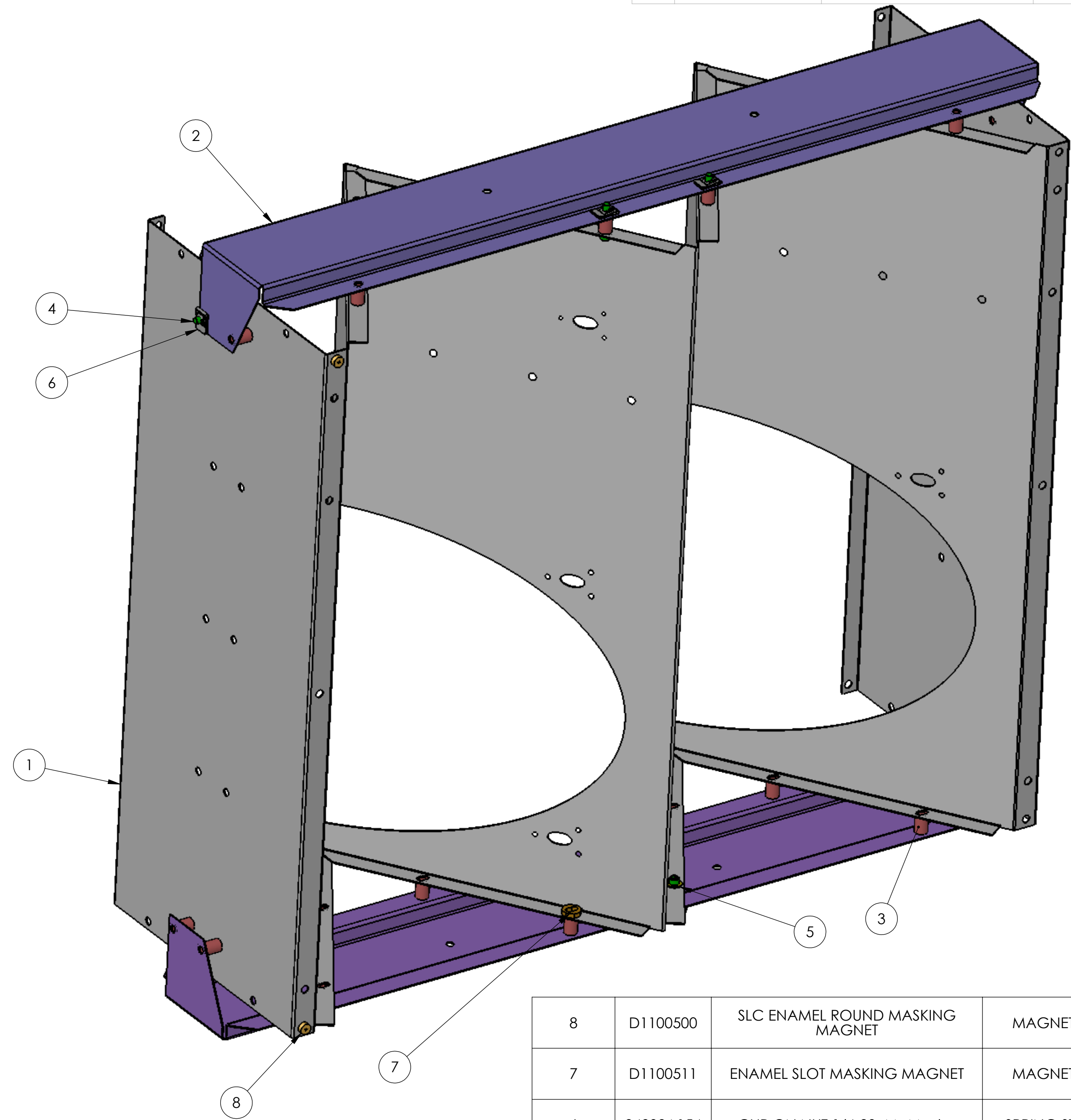
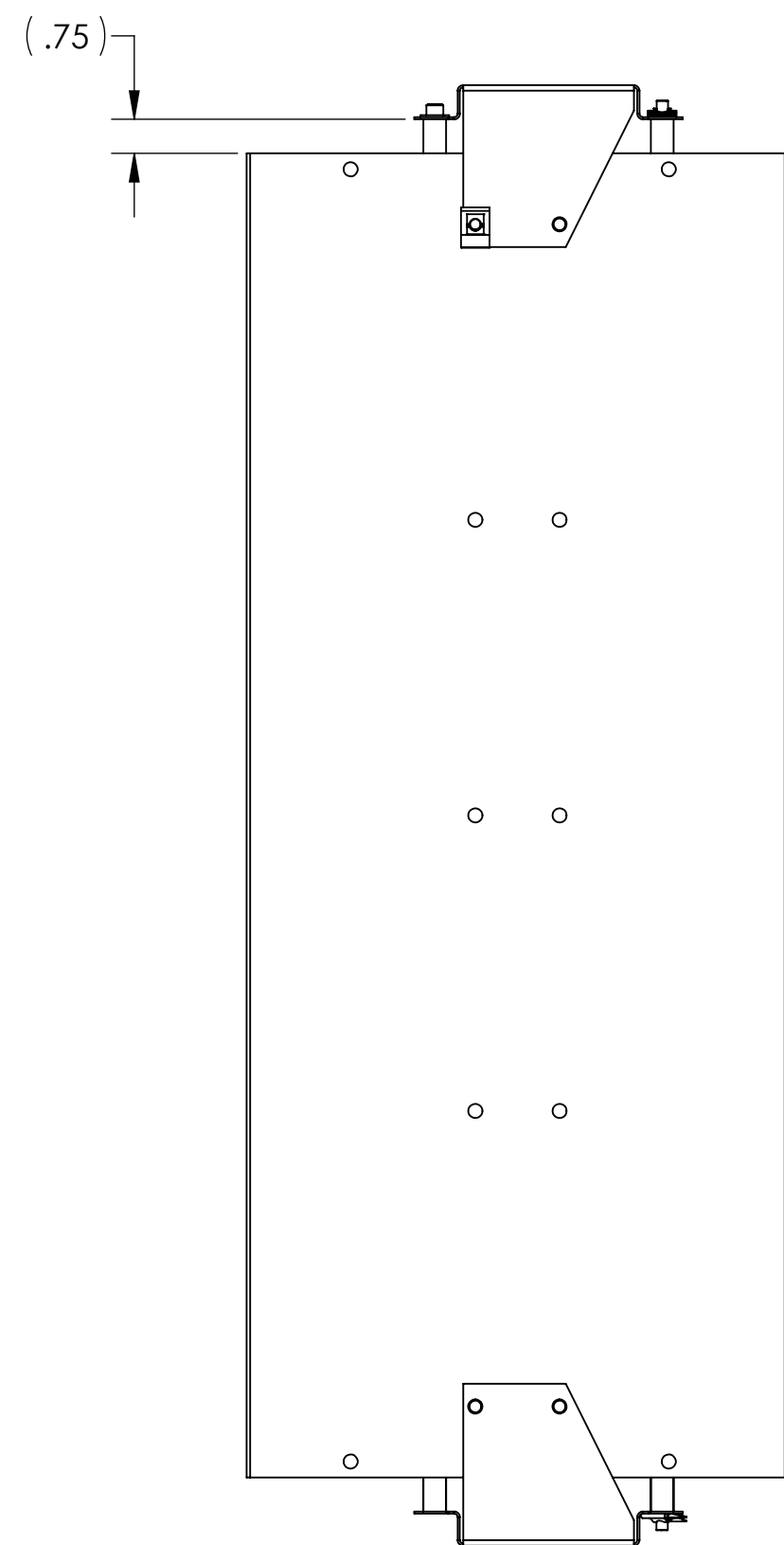
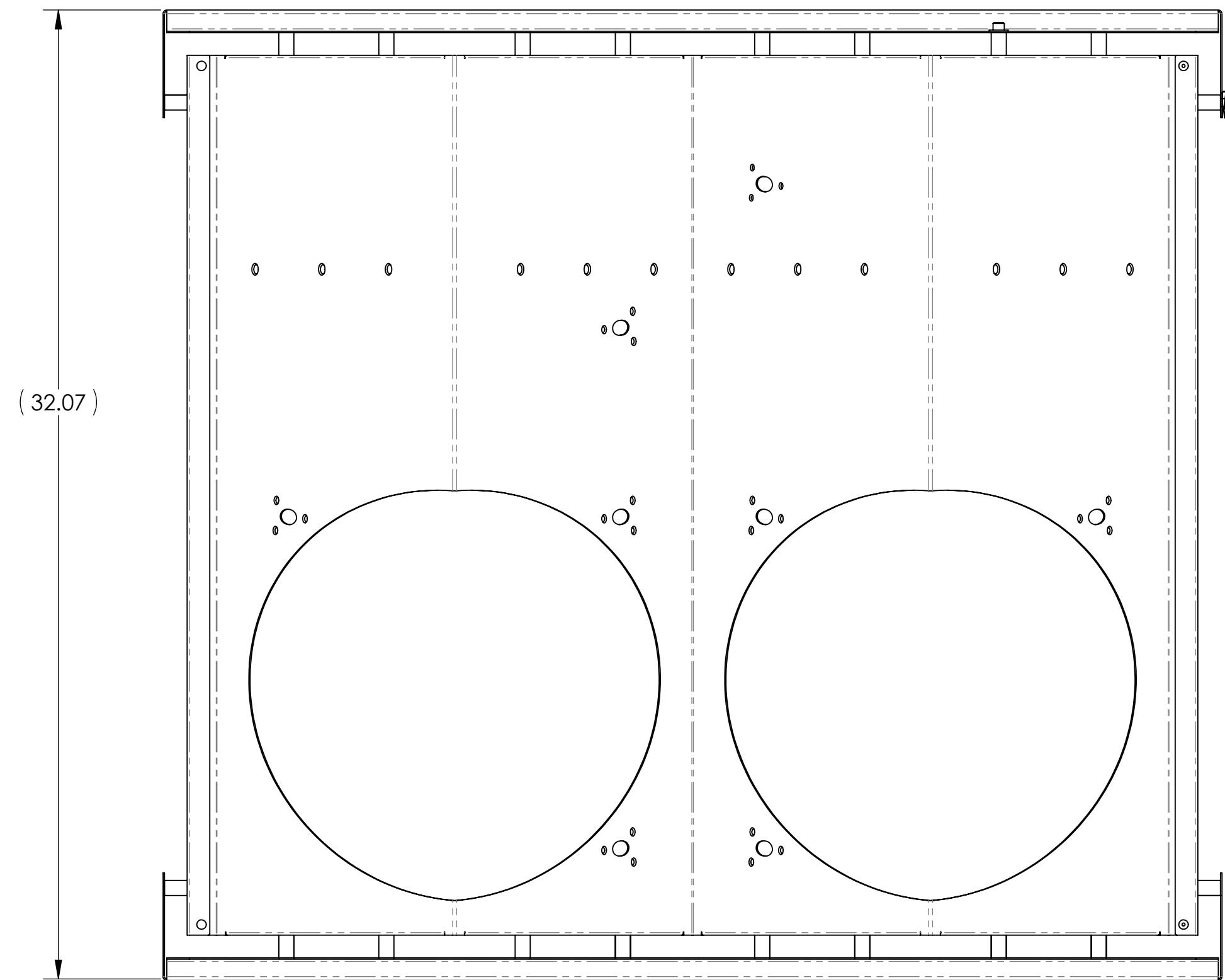
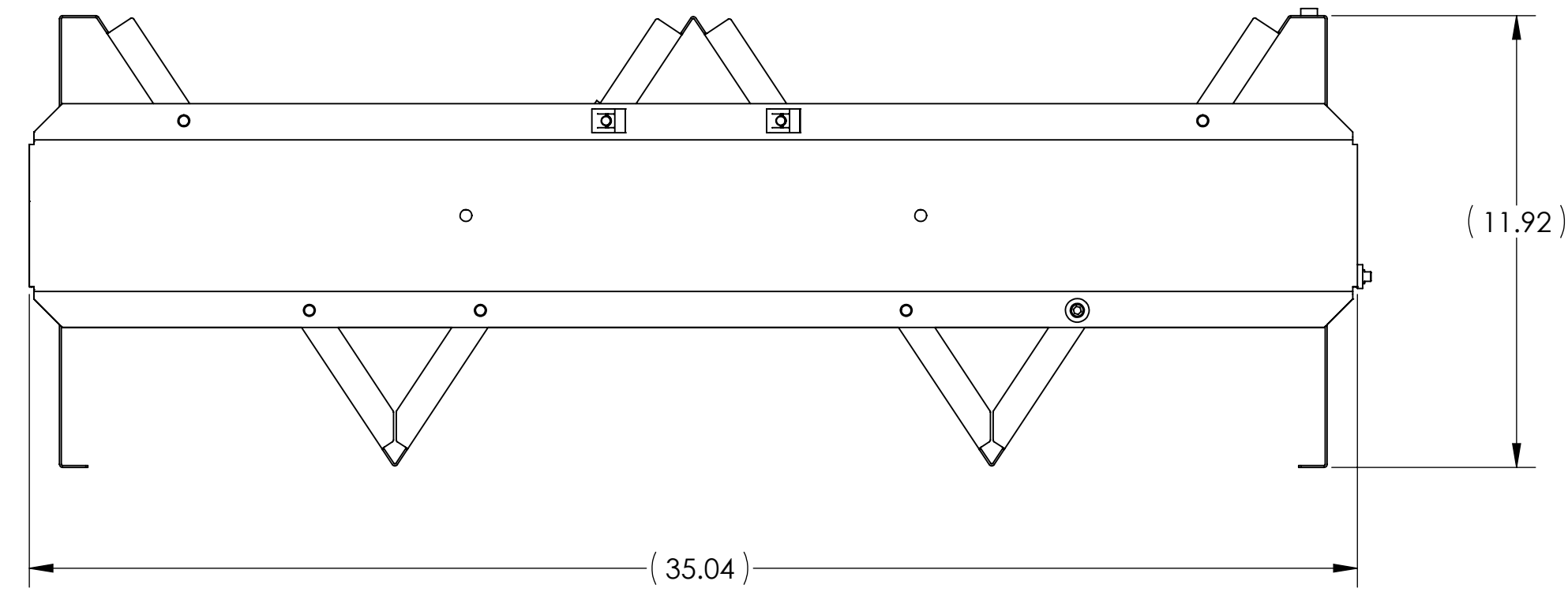


REV.	DATE	DCN #	DRAWING TREE #
v1	11 FEB 2011	E1100258	-
-	-	-	-
-	-	-	-

NOTES:



ITEM NO.	PART NUMBER	DESCRIPTION	MATERIAL	REQ	SPARE	TOTAL
8	D1100500	SLC ENAMEL ROUND MASKING MAGNET	MAGNET	52	10	62
7	D1100511	ENAMEL SLOT MASKING MAGNET	MAGNET	24	6	30
6	94808A154	CLIP ON NUT 1/4-20, McMaster	SPRING STL	24	6	30
5	92141A029	WASHER #.25, .62 OD, MC	18-8 SSTL	24	6	30
4	92196A544	SCREW, SOCKET HEAD CAP, 1/4-20 UNC-2A X 1.25 LONG,	18-8 SSTL	24	6	30
3	D1100078	SPACER TUBE	AISI 1020	24	2	26
2	D1100074	ACB INNER SKIN PORCELAIN HANGING FIXTURE	18 GA Enamel Steel A424 Type	2		2
1	D1000973	ARM CAVITY BAFFLE SKIN	18 GA Enamel Steel A424 Type	1		1

PARTS LIST

NOTES AND TOLERANCES: (UNLESS OTHERWISE SPECIFIED)	
1. INTERPRET DRAWING PER ASME Y14.5-1994.	
2. REMOVE ALL SHARP EDGES, R.02 MIN.	
3. DO NOT SCALE FROM DRAWING.	
4. ALL MACHINING FLUIDS MUST BE FULLY SYNTHETIC, FULLY WATER SOLUBLE AND FREE OF SULFUR, SILICONE, AND CHLORINE.	
MATERIAL	N/A
FINISH	N/A μinch
ANGULAR ± °	

CALIFORNIA INSTITUTE OF TECHNOLOGY MASSACHUSETTS INSTITUTE OF TECHNOLOGY	
SYSTEM	ADVANCED LIGO
SUB-SYSTEM	AOS
NEXT ASSY	-

PART NAME		ENAMEL HANGING FIXTURE ASSY			
DESIGNER	N.Nguyen	07 FEB 2011	SIZE	DWG. NO.	REV.
DRAFTER	N.Nguyen	15 Mar 2011	D	D1100075	v1
CHECKER	M. Smith	21 Mar 2011	SCALE: 1:1	PROJECTION:	SHEET 1 OF 1
APPROVAL	D. Coyne	25 Mar 2011			

D1100075_AutLIGO_AOS_Porcelain Hanging Fixture Assy_PART FDM REV.X.006_DRAWING FDM REV.X.010