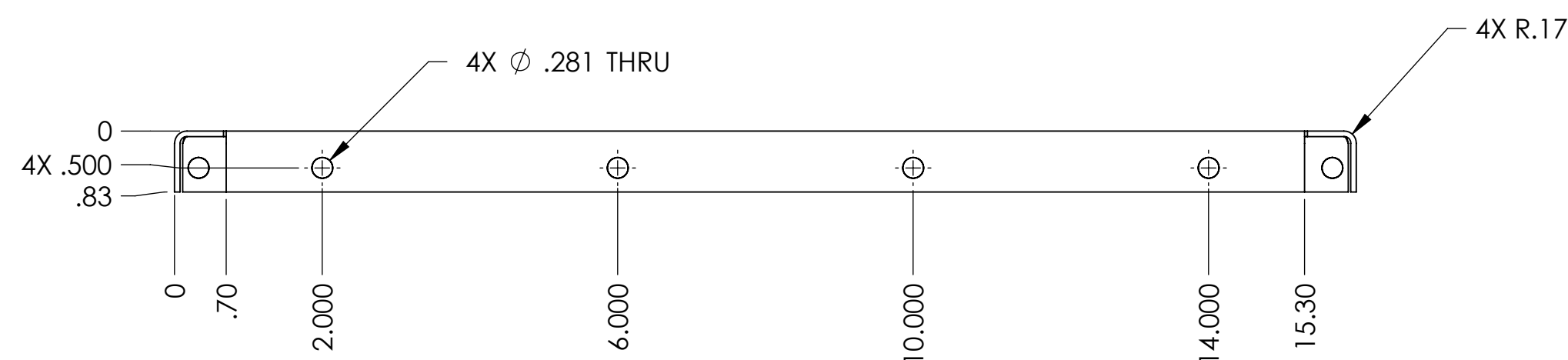
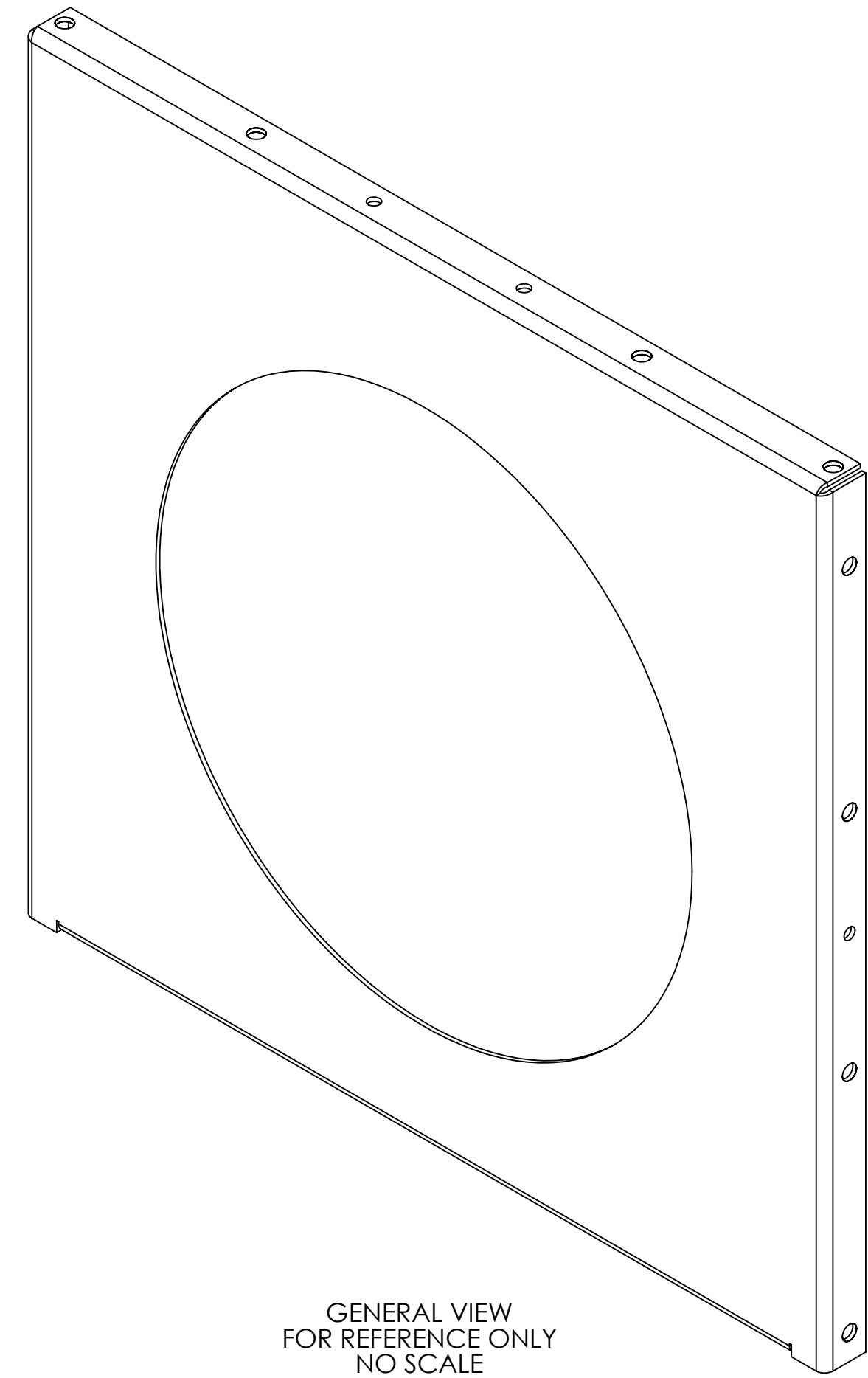
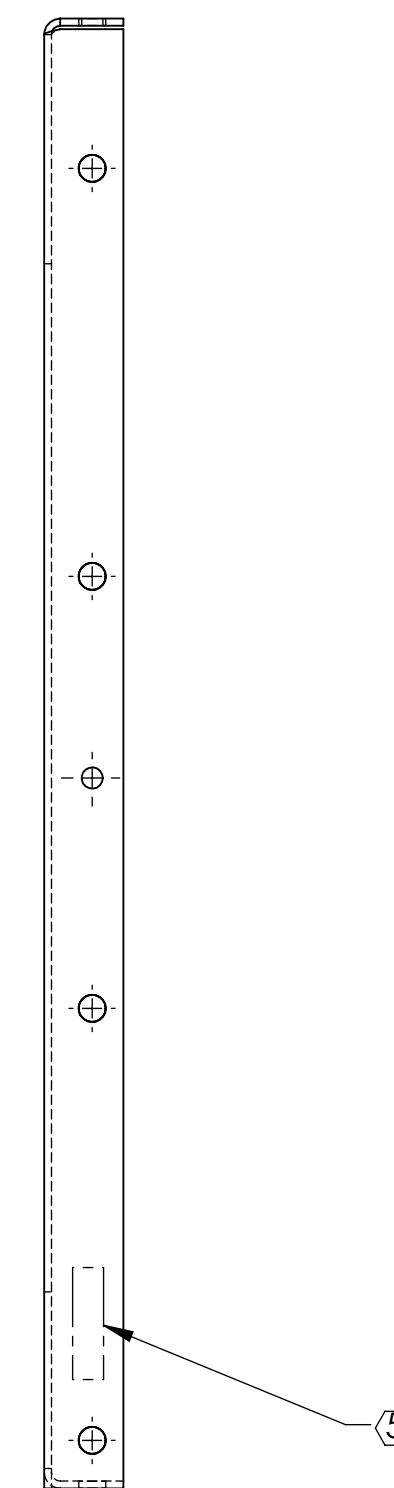
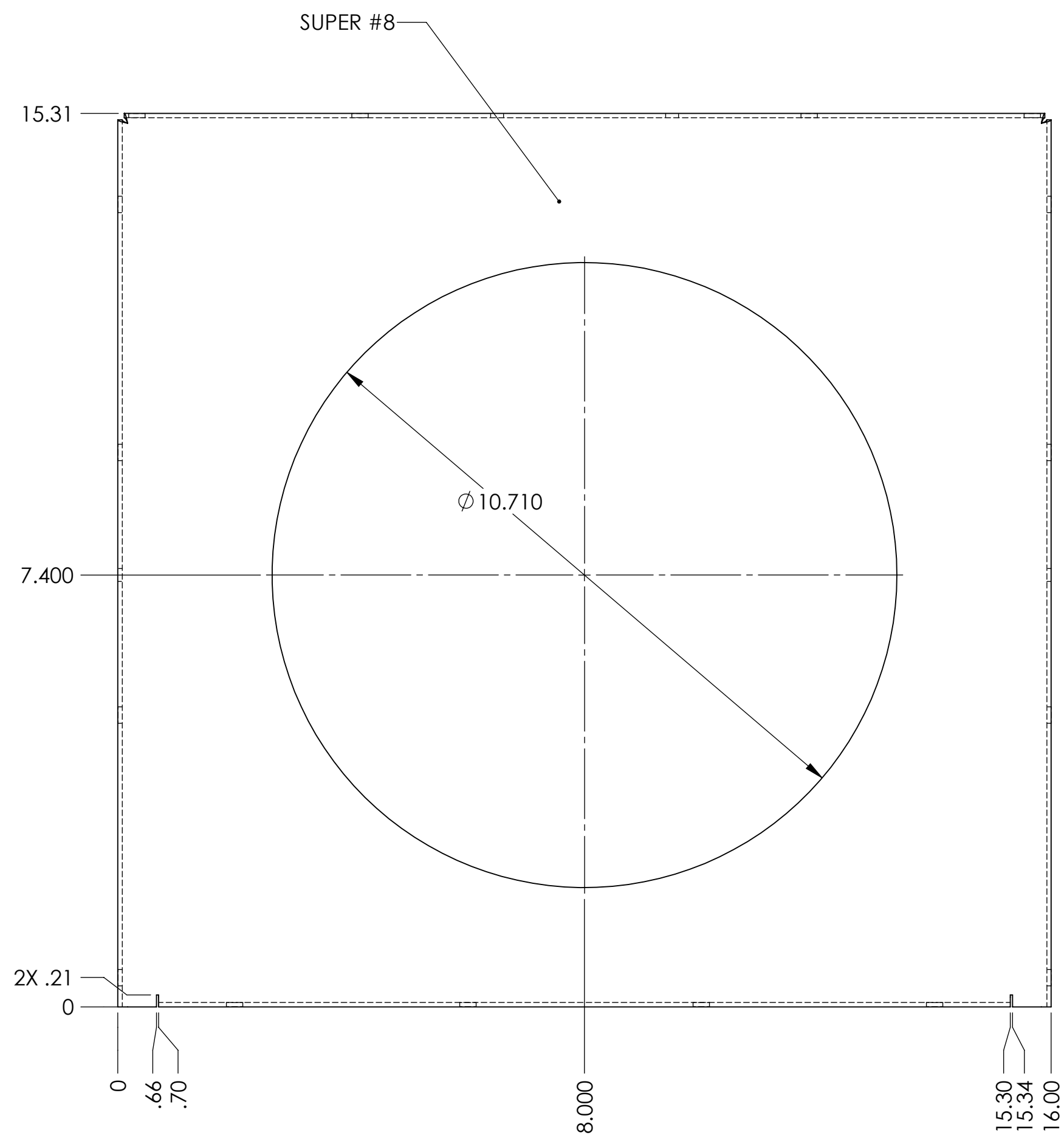
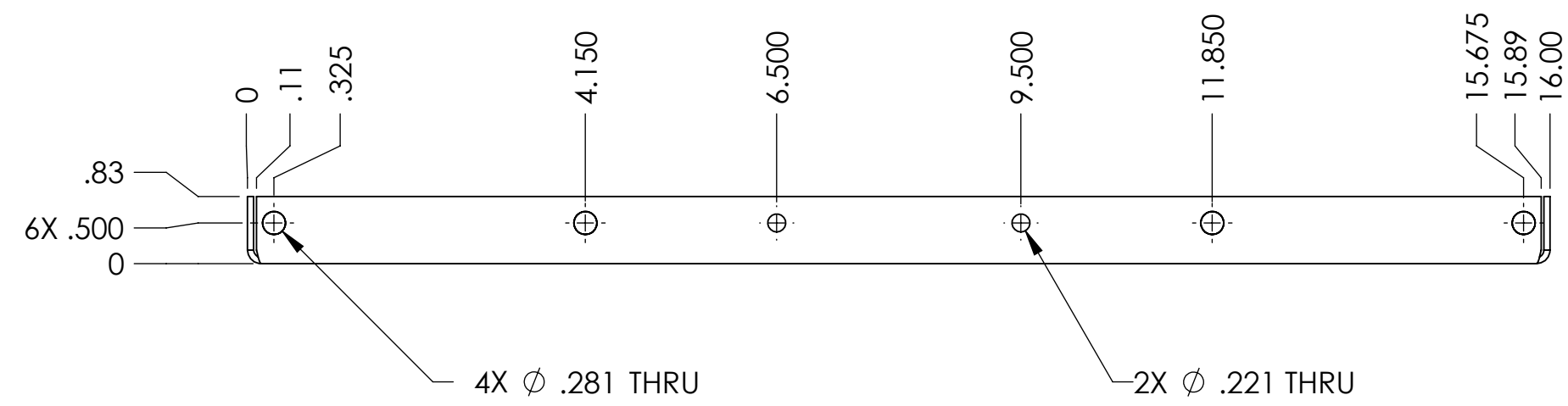
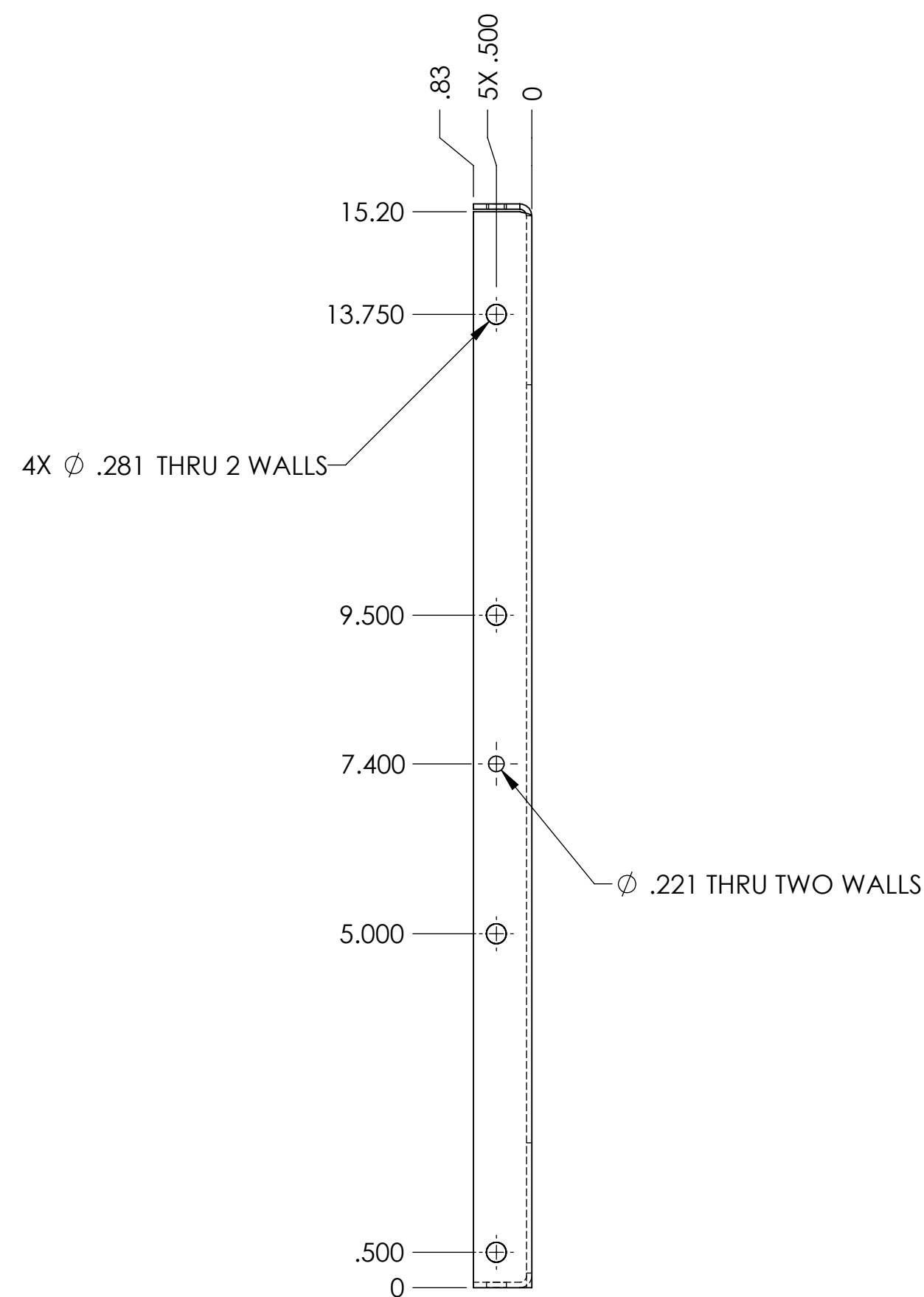


- NOTES CONTINUED:
- 5. SCRIBE, ENGRAVE (A VIBRATORY TOOL MAY BE USED), LASER MARK (NO INKS OR DYES) DRAWING PART NUMBER, REVISION (AND VARIANT OR TYPE IF APPLICABLE) ON NOTED SURFACE OF PART FOLLOWED ON THE NEXT LINE WITH A THREE DIGITAL SERIAL NUMBER. SERIAL NUMBERS START AT 001 FOR THE FIRST ARTICLE AND PROCEED CONSECUTIVELY. USE MINIMUM .012" HIGH CHARACTERS, UNLESS THE SIZE OF THE PART DICTATES SMALLER CHARACTERS.  
EXAMPLE: DXXXXXXVY, TYPE-XX, S/N XXX  
DO NOT APPLY MARK ON SUPER # 8 SIDE.
  - 6. APPROXIMATE WEIGHT = 5.020 LB.
  - 7. ALL PARTS SHALL BE MANUFACTURED IN ACCORDANCE WITH LIGO SPECIFICATION E0900364.
  - 8. ALL MATERIAL IS TO BE VIRGIN MATERIAL (i.e. NO WELD REPAIRS, PLUGS OR RECYCLED MATERIAL). NO REPAIRS SHALL BE MADE UNLESS APPROVED IN ADVANCE, AND IN WRITING, BY LIGO LABORATORY. REFER TO LIGO-E0900364.
  - 9. SURFACE FINISH TO BE AS-PROCESSED FROM MILL/SUPPLIER, FREE FROM SCRATCHES OR GOUGES.
  - 10. PART TO BE OXIDIZED PER LIGO SPECIFICATION E1100842.

REV.	DATE	DCN #	DRAWING TREE #
v1	4 APR 2011	E1100313	
v2	2 APR 2012	E1100313-v1	



NOTES AND TOLERANCES: (UNLESS OTHERWISE SPECIFIED)	
1. INTERPRET DRAWING PER ASME Y14.5-1994. 2. REMOVE ALL SHARP EDGES, .005-.015, FOR MACHINED PARTS. ROUND ALL EDGES APPROXIMATELY R.02 FOR SHEET METAL PARTS. 3. DO NOT SCALE FROM DRAWING. 4. ALL MACHINING FLUIDS MUST BE FULLY SYNTHETIC, FULLY WATER SOLUBLE AND FREE OF SULFUR, SILICONE, AND CHLORINE.	
DIMENSIONS ARE IN INCHES TOLERANCES: .XX ± .03 .XXX ± .010 ANGULAR ± 1.0°	MATERIAL: 14 GAUGE 304 SSSL FINISH: 9 SUPER #8

CALIFORNIA INSTITUTE OF TECHNOLOGY MASSACHUSETTS INSTITUTE OF TECHNOLOGY	
SYSTEM: ADVANCED LIGO NEXT ASSY: D1003205	SUB-SYSTEM: AOS

PART NAME: ALIGO SR3 HR BAFFLE PLATE			
DESIGNER: C. WILKERSON	17 DEC 2010	SIZE: D	DWG. NO.: D1003173
DRAFTER: C. WILKERSON	17 DEC 2011	SCALE: 1:2	REV.: v2
CHECKER: L. AUSTIN	4 NOV 2011	PROJECTION:	SHEET 1 OF 1
APPROVAL: M. SMITH	4 NOV 2011		

D1003173 ALIGO SR3 HR BAFFLE PLATE, PART PDM REV: X-044, DRAWING PDM REV: X-031