

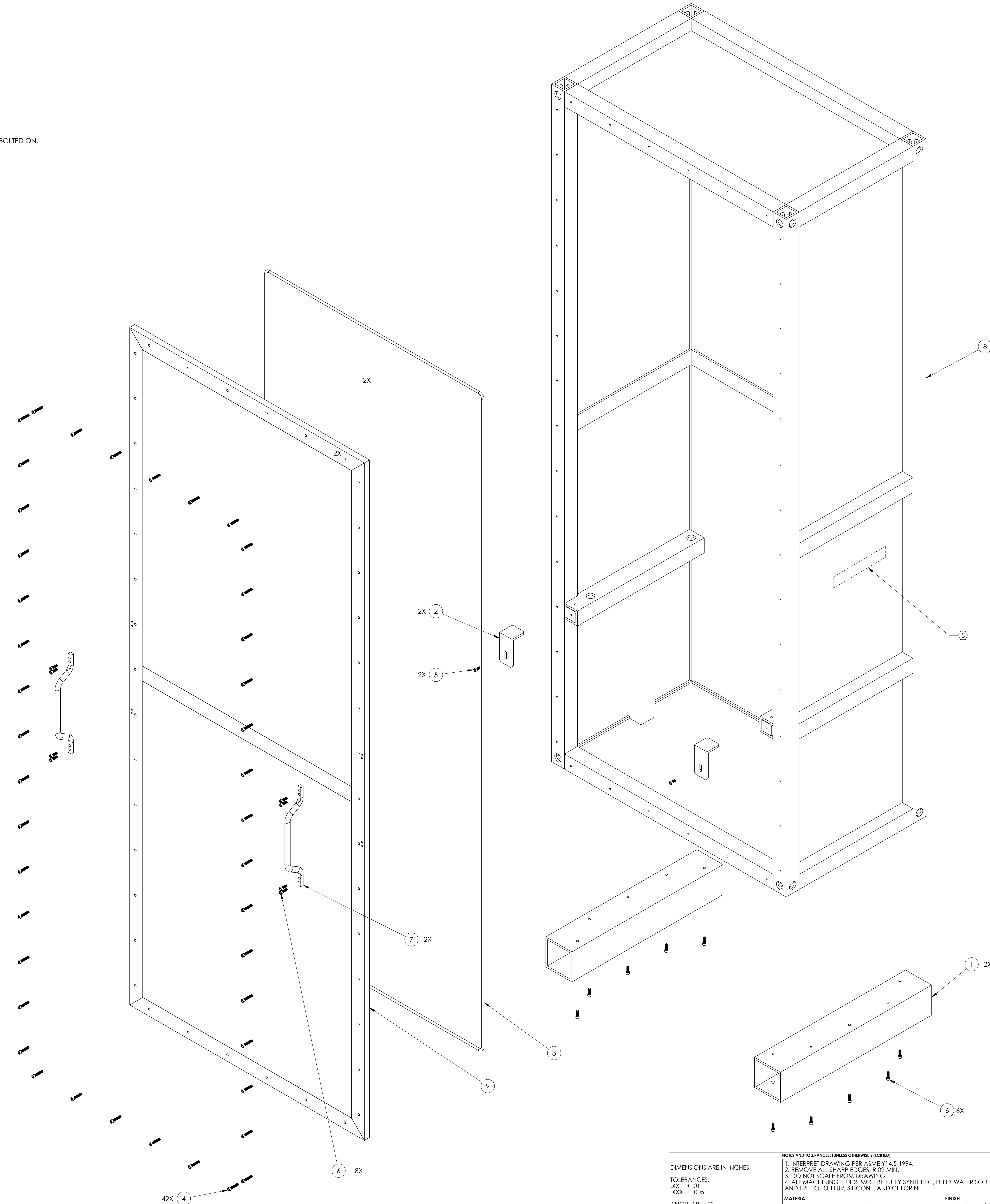
NOTES CONTINUED:

5. SCRIBE, ENGRAVE, OR MECHANICALLY STAMP (NO INKS OR DYES) DRAWING PART NUMBER, REVISION (AND VARIANT OR TYPE IF APPLICABLE) ON NOTED SURFACE OF PART FOLLOWED ON THE NEXT LINE WITH A THREE DIGIT SERIAL NUMBER. SERIAL NUMBERS START AT 001 FOR THE FIRST ARTICLE AND PROCEED CONSECUTIVELY. USE MINIMUM 0.12" HIGH CHARACTERS, UNLESS THE SIZE OF THE PART DICTATES SMALLER CHARACTERS. A VIBRATORY TOOL MAY BE USED. EXAMPLE: DXXXXXX-VY, TYPE-XX, S/N XXX

6. APPROXIMATE WEIGHT = 231LB.

7. THE SUPPORT RAILS, ITEM 1, ARE SHOWN BOLTED ON. THESE CAN BE WELDED ON IF PREFERRED.

REV.	DATE	DCN #	DRAWING TREE #
V1	9 NOV 2010	E1000755	
V2	7 DEC 2010	E1000840	

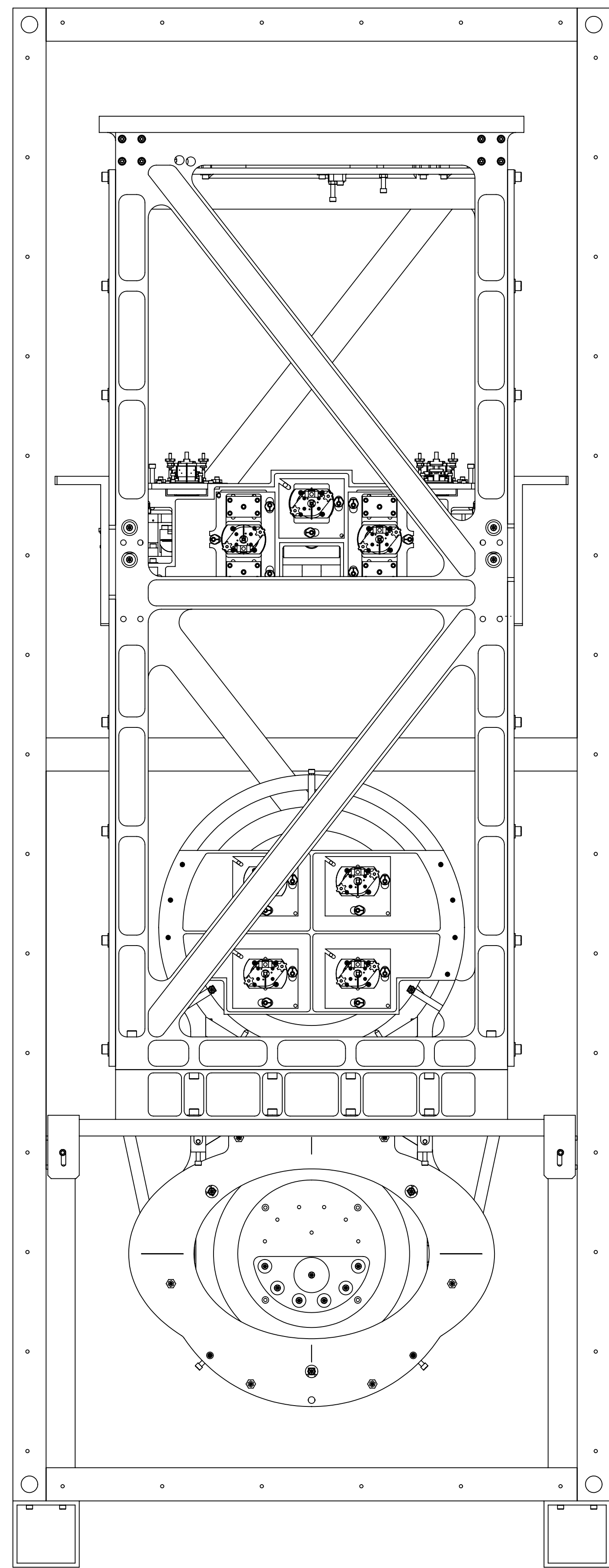


ITEM NO.	PART NUMBER	DESCRIPTION	MATERIAL	REQ	SPARE TOTAL
9	D1003008	BS STRUCTURE STORAGE CONTAINER FRONT PANEL	N/A	1	0
8	D1003007	BS STRUCTURE STORAGE CONTAINER WELDMENT	N/A	1	0
7	1871A65	ROUND GRIP PULL HANDLE	1100-H14 AI	2	2
6	92200A540	SCREW, SHC, 1/4-20 x 3/4, MS16995-50, MC #92200A540	300 S5TL	18	18
5	92200A537	SCREW, SHC, 1/4-20 x 1/2, MS16995-48, MC #92200A537	300 S5TL	2	2
4	92200A540	SCREW, SHC, 1/4-20 x 1 1/4, MS16995-53, MC #92200A540	300 S5TL	42	42
3	.275 X 240.1 O-RING	ROW INC. O-RING, .275 THICK X 240.1 CORD LENGTH	VITON	1	1
2	D1002247	LOWER STRUCTURE STORAGE CONTAINER LSAT CLAMP	6061-T6 AI	2	2
1	D1002248	LOWER STRUCTURE STORAGE CONTAINER SUPPORT RAILS	6061-T6 AI	2	2

NOTES AND TOLERANCES: (UNLESS OTHERWISE SPECIFIED)	
1. INTERPRET DRAWING PER ASME Y14.5-1994.	
2. REMOVE ALL SHARP EDGES, R.02 MIN.	
3. DO NOT SCALE FROM DRAWING.	
4. ALL MACHINING FLUIDS MUST BE FULLY SYNTHETIC, FULLY WATER SOLUBLE AND FREE OF SULFUR, SILICONE, AND CHLORINE.	
DIMENSIONS ARE IN INCHES	
TOLERANCES:	
.XX ± .01	
.XXX ± .005	
ANGULAR ± .5°	
MATERIAL	N/A
FINISH	N/A μinch

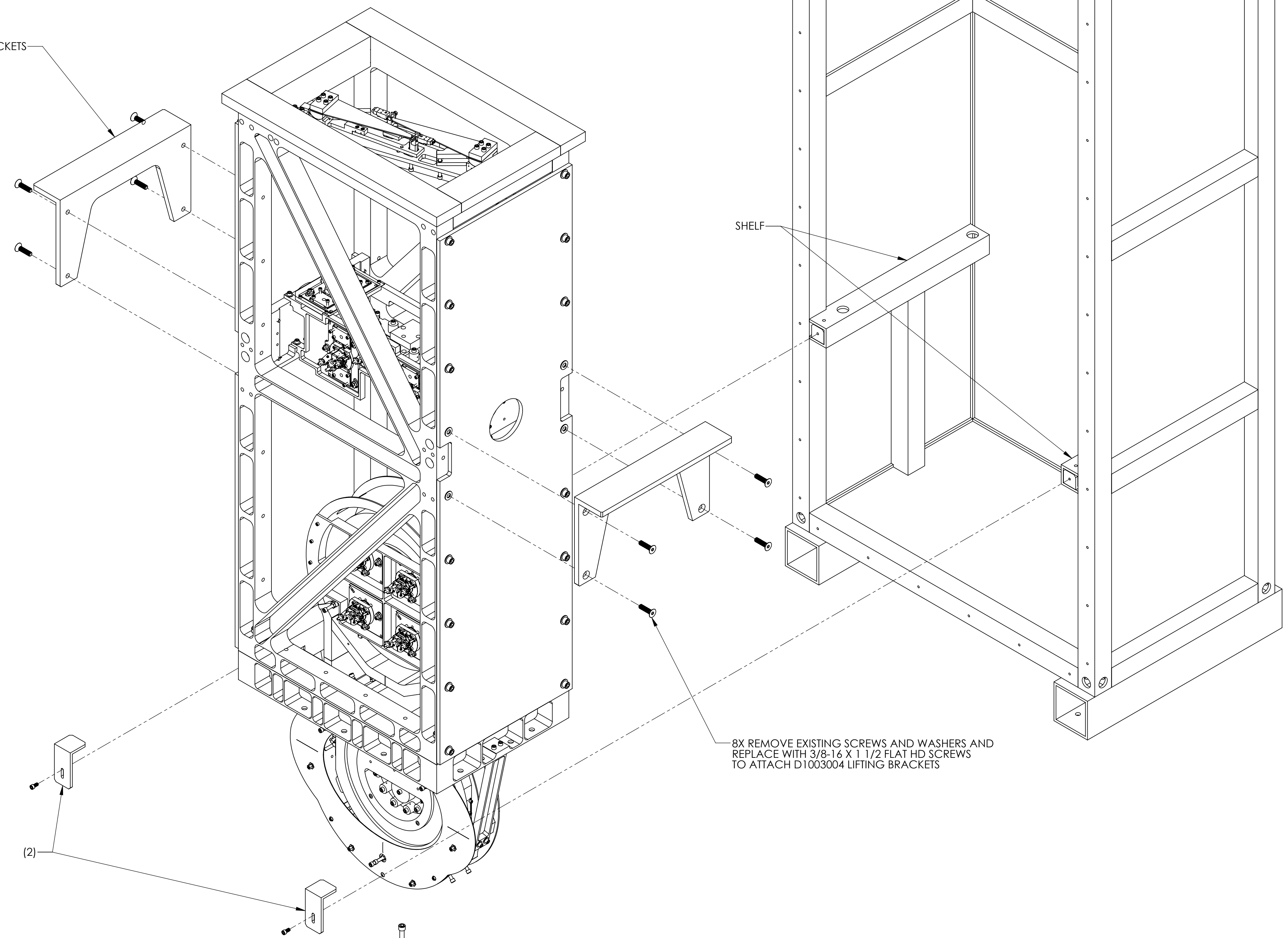
CALIFORNIA INSTITUTE OF TECHNOLOGY MASSACHUSETTS INSTITUTE OF TECHNOLOGY		PART NAME BS STRUCTURE STORAGE CONTAINER	
SYSTEM ADVANCED LIGO	SUB-SYSTEM SUS	DESIGNER K. BUCKLAND	DATE 8 NOV 2010
DRAFTER K. BUCKLAND	DATE 9 NOV 2010	SIZE E	DWG. NO. D1003006
CHECKER (blank)	APPROVAL (blank)	SCALE: 1:4	PROJECTION:
		REV. v2	SHEET 1 OF 2

D:\00006-30000-000-000-BS-STRUCTURE STORAGE CONTAINER PARTS\REV. X.000 DRAWING FROM REV. X.000



FRONT PANEL AND HARDWARE
REMOVED FOR CLARITY

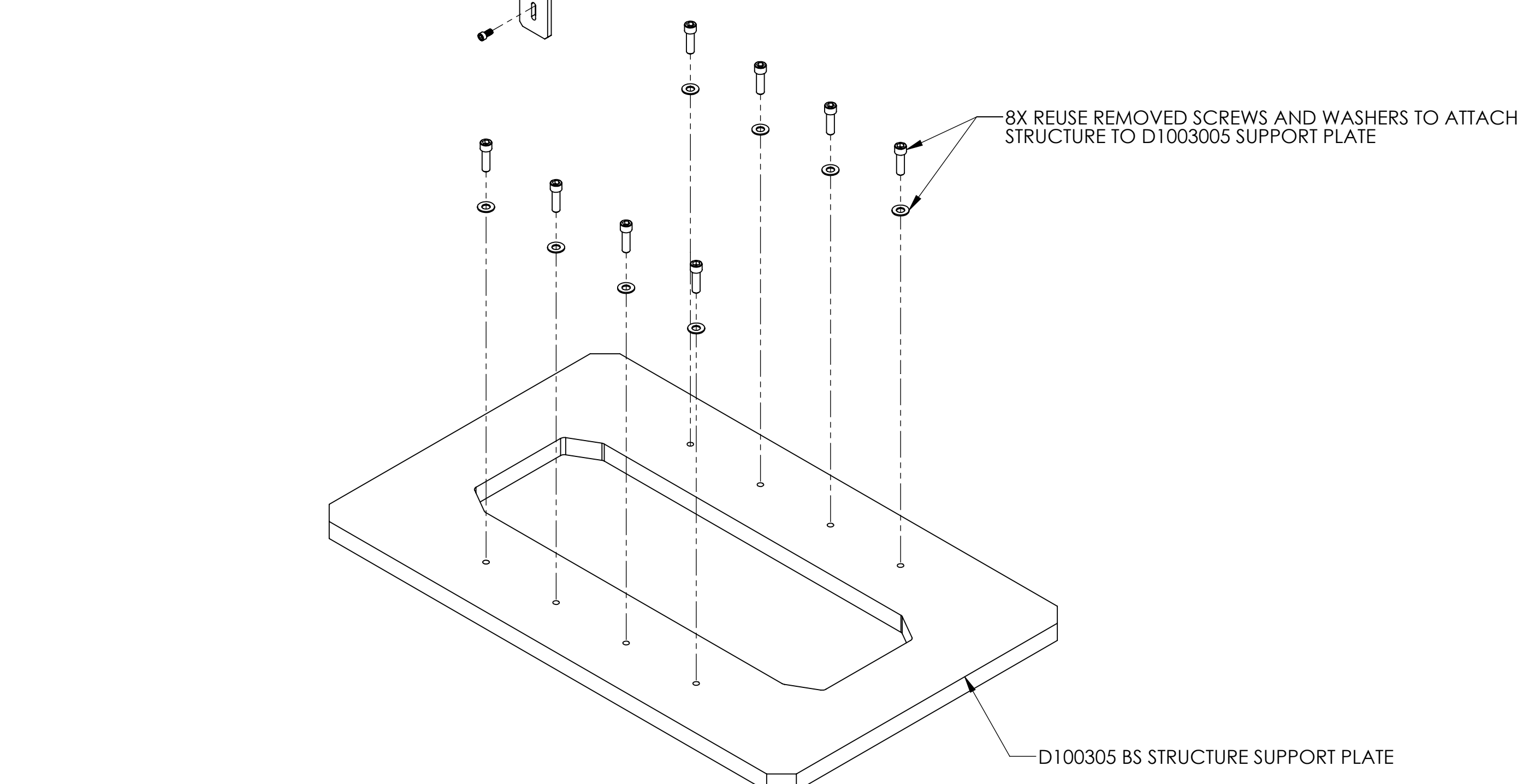
D1003004 LIFTING BRACKETS



SHELF

8X REMOVE EXISTING SCREWS AND WASHERS AND
REPLACE WITH 3/8-16 X 1 1/2 FLAT HD SCREWS
TO ATTACH D1003004 LIFTING BRACKETS

FRONT PANEL AND HARDWARE
REMOVED FOR CLARITY



8X REUSE REMOVED SCREWS AND WASHERS TO ATTACH
STRUCTURE TO D1003005 SUPPORT PLATE

D1003005 BS STRUCTURE SUPPORT PLATE