




BSC8 Optical table as viewed from below. 2k FMy suspension is at the lower left. COS Beam dumps are on the right half of the picture.




BSC8 Optical table as viewed from below, with 2k ITMy suspension attached (viewing HR - front surface). FMy tower behind ITMy at bottom of picture.




BSC 8 Same view as above picture, slightly more South table view.




BSC8 Looking towards East at Gate Valve between BSC8 and BSC1. COS cavity beam dump “BD_4KITMYHR3” (foreground, center) and “BD_2KFMYYY” (background, left).




BSC8 2k FMy at center, ITMy to the right, looking South. COS beamdumps labeled on picture. South chamber door removed.



BSC8 Looking South. Same view as above, different angle.



BSC8 Looking South. FMy at left, ITMy at right with COS Elliptical Baffle on AR/rear side.



BSC8 Looking NW at AR/rear side of FM_y (right foreground) and ITM_y with baffle (left, slightly background). (Chamber ports reflected in baffle glass.)