




HAM8 2k MC2 SOS with new aluminum wire shield mounted to MC2 baffle. South is towards the top of the picture.




HAM8 MMT2 SOS with new stainless steel wire shield mounted to MMT2 "RM Offset Beam Dump Baffle."  
Picture taken outside of HAM8 chamber, just before installation 7/9/02.




HAM8 MMT2 in chamber with “RM Offset Beam Dump” and wire shield installed. Optional Optical lever steering mirror behind SOS tower. Looking towards East HAM 8 door.




HAM8 Side view of MMT2. North is to the left (toward 2k PSL table).




HAM8 NW corner of optical table. MMT2 in upper right corner of picture.



HAM8 MMT2 and steering mirror. Looking towards East door of HAM8. MC2 baffle is to the far right.




HAM8 Looking towards SE corner of table. MC2 and MC2 baffle/shield assembly at right. Optional Optical Lever steering mirror behind MC2 at far lower right. COS/IO Baffle at far right (black glass with hole) mounted to chamber gussets.




HAM8 NW corner of optical table looking towards MC tube.






HAM8 South side of table with COS/IO baffle in background. MC2 in center.



HAM8 SW corner of table - MC2 in center. HAM 8 West chamber door removed.



HAM8 Removing lower SOS safety stop springs on 2 MC2 Earthquake stops - 7/9/02.