



7/17/01

DOCUMENT CHANGE NOTICE (DCN)

| DOCUMENT No. (DOC-REV-GP. ID) | TITLE | NEW REV. |
|----------------------------------|--|----------|
| LIGO-E010136-00-W | Chamber Component Configuration BSC 9, Jan. 26, 2001 | A |

CHANGE DESCRIPTION (FROM/TO):

Official Release. Rev change from -00 to -A.

REASON FOR CHANGE: Updated for 4k Detector Installation

ACTION: Incorporate change Attach DCN to drawing(s) Other action (specify):

DISPOSITION OF HARDWARE (IDENTIFY SERIAL NUMBERS)

DCN DISTRIBUTION (X=incl. docs)

- No hardware affected (record change only)
- List S/Ns which comply already:
- List S/Ns to be reworked or scrapped:
- List S/Ns to be built with this change:
- List S/Ns to be retested per this change:
-
-
-
-


| | | |
|--------------|-------------|-----------|
| | Barish | Coles |
| X Coyne | Lazzarini | Lindquist |
| Raab | Sanders | Shoemaker |
| Stapfer | Tyler | Weiss |
| Whitcomb | Sciogliwicz | |
| X Cook | | |
| X Mike Smith | | |

SAFETY, COST, SCHEDULE, REQUIREMENTS IMPACT? No Yes (If yes, enter Change Request number)


| APPROVALS: | DATE | OTHER APPROVALS (specify) | DATE |
|---|---------|---------------------------|------|
| ORIGINATOR: L. Jones/B. Weaver <i>[Signature]</i> | 7/17/01 | | |
| TASK LEADER: D. Coyne <i>[Signature]</i> | 7/17/01 | | |
| GROUP LEADER: S. Whitcomb <i>[Signature]</i> | | | |
| DCC RELEASE: <i>[Signature]</i> | 7/26/01 | | |




BSC 9 ETMx 4k Optic and Telescope as viewed from below (with a “fisheye”). South is towards the top. Cloth door cover is to the East (right).




BSC 9 ETMx 4k LOS and Telescope elevation view, looking East.




BSC 9 ETMx "front" HR surface. Telescope aperature behind optic.




BSC 9 East side of table as viewed from below. North is to the right, the ETMx LOS is at the bottom, left of center.




BSC 9 North side of table as viewed from below. The bottom of the telescope is seen on the right, North is at the top.




BSC 9 NW corner of table as viewed from below. North is to the left, West is at the top.




BSC 9 ETMx LOS as viewed from below South is at the top. Telescope COS Beam Dump is the post hanging from the table in upper right.




BSC 9 South side of SW seismic stack.




BSC 9 South side of SW seismic stack.



BSC 9 West side of SW seismic stack.



BSC 9 West side of SW seismic stack.



BSC 9 West side of seismic Downtube.



BSC 9 West side of Downtube.