


HAM1 Faraday Isolator between MMT1 and SM1. North is at the top, South is at the bottom.

E010087


LHO






HAM1 Farady Isolator






HAM1 West side of table looking at the Faraday Isolator and MMT1.




HAM1 Faraday Isolator and SM1 viewed from above.






HAM1 “Fish-eye” view. South is at the top, North is at the bottom.




HAM1 Viewed from West side of table. North is to the Left.






HAM1 NW Corner. North is to the left.




HAM1 Looking Northwest at the back of MC1.






HAM1 MC1, MC1 baffle, and MC3 from the front, looking South.




HAM1 MC1 and left, MC3 on right. Looking South.






HAM1 Looking North.



HAM1 RM Offset Beam Dump on MMT1. South is to the right.





HAM1 RM Offset Beam Dump on MMT1.