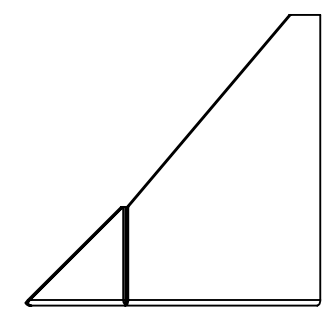
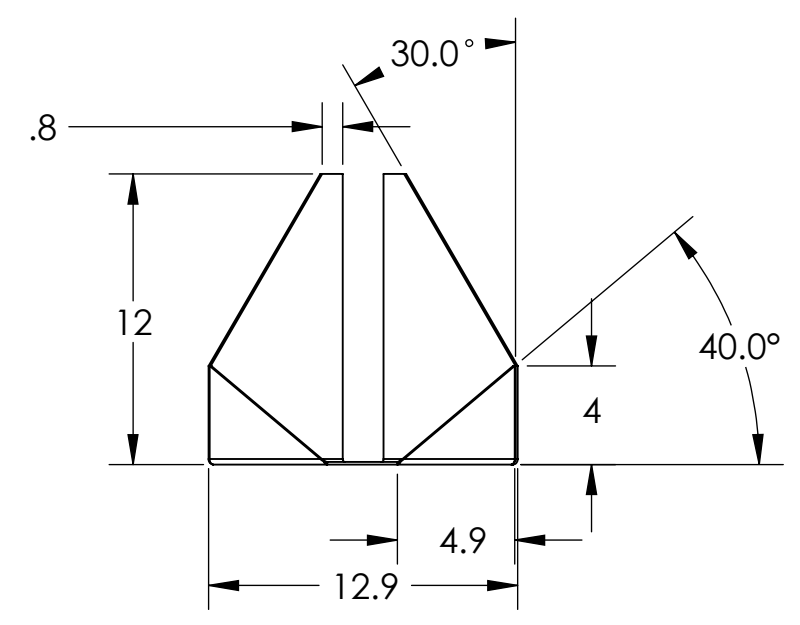
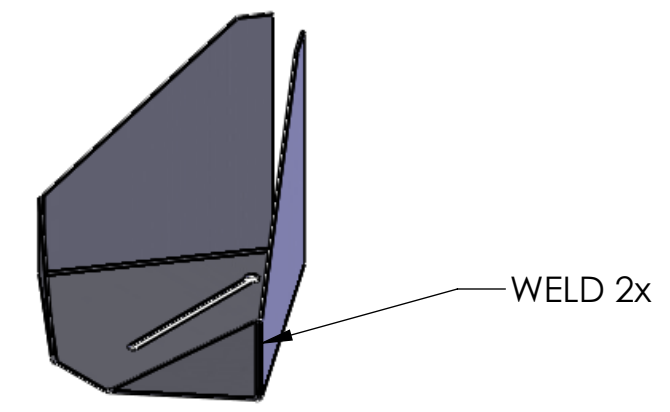
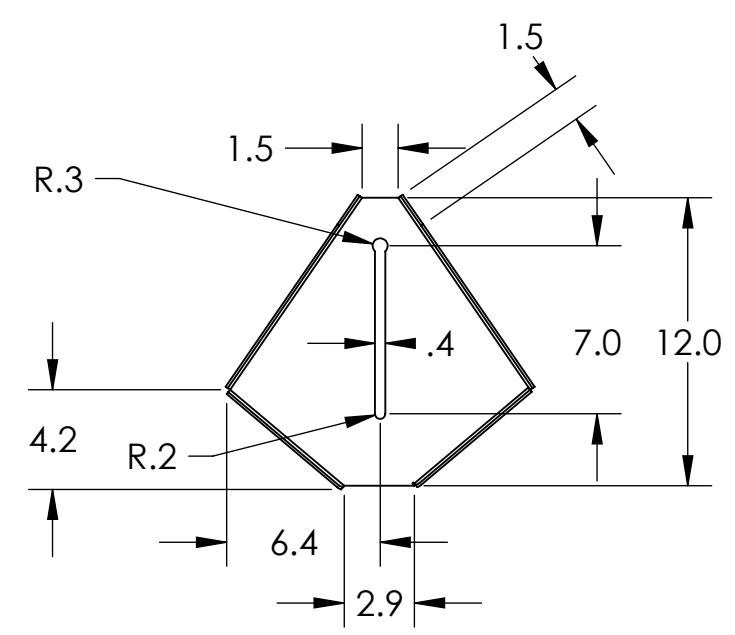


REV.	DATE	DCN #	DRAWING TREE #
-	-	-	-
-	-	-	-
-	-	-	-



D1002683- guide stand base, PART PDM REV: A, DRAWING PDM REV:

NOTES AND TOLERANCES: (UNLESS OTHERWISE SPECIFIED)				LIGO CALIFORNIA INSTITUTE OF TECHNOLOGY MASSACHUSETTS INSTITUTE OF TECHNOLOGY		PART NAME	
DIMENSIONS ARE IN inches				SYSTEM		SUB-SYSTEM	
1. INTERPRET DRAWING PER ASME Y14.5-1994.				DESIGNER		FOLEY	
2. REMOVE ALL SHARP EDGES AND BURRS				DRAFTER		12/15/2010	
3. DO NOT SCALE FROM DRAWING.				CHECKER		SIZE DWG. NO.	
TOLERANCES:				APPROVAL		B D1002683	
.XX ±				NEXT ASSY		D1002685	
.XXX ±				MATERIAL		SCALE: 1:8	
ANGULAR ± °				FINISH		PROJECTION:	
12 GAUGE STEEL				PAINT AFTER FAB		μinch	
						SHEET 1 OF 1	