

1

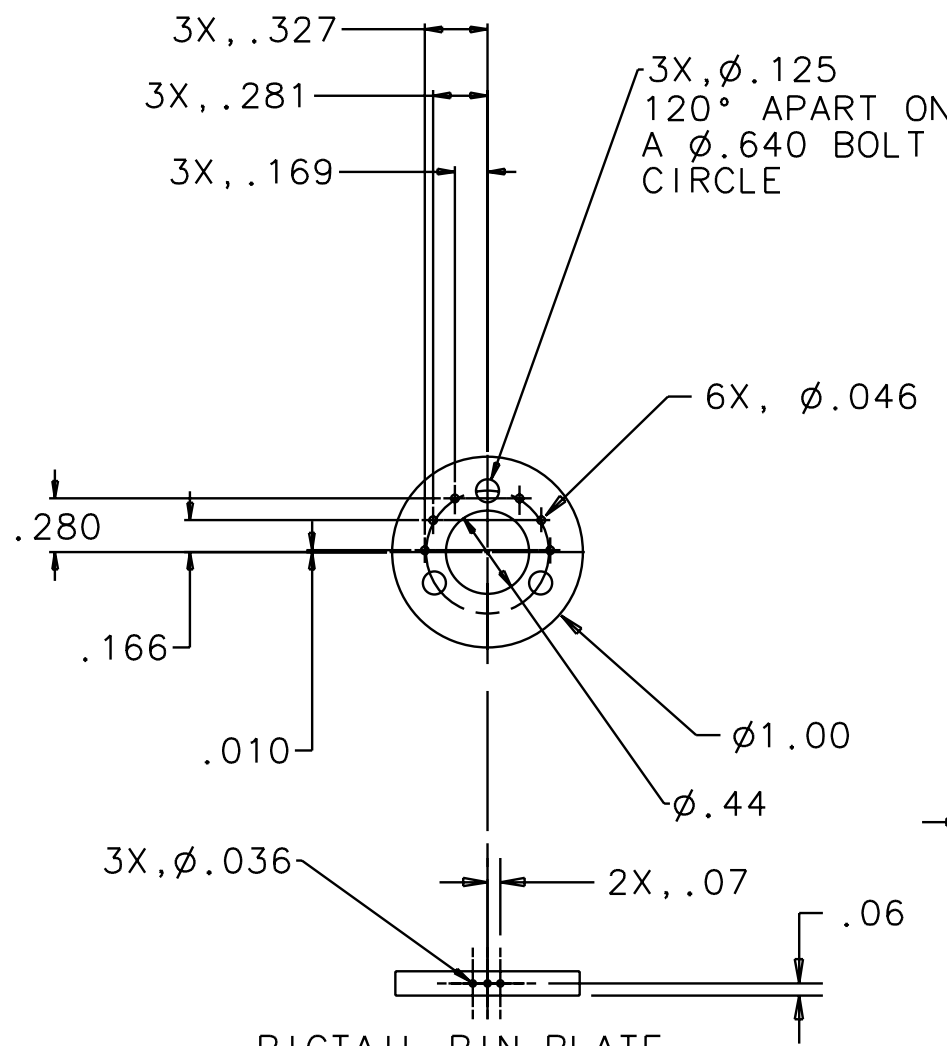
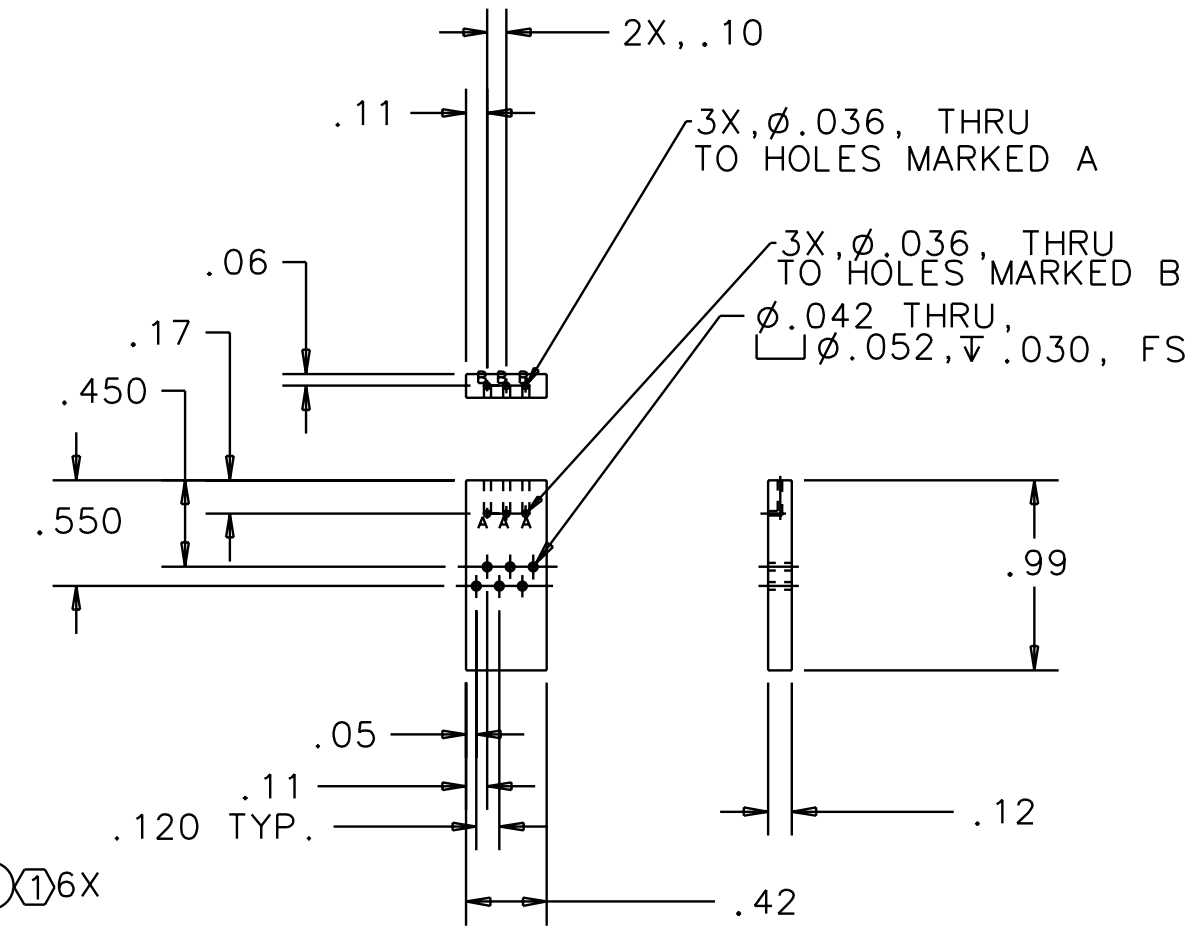
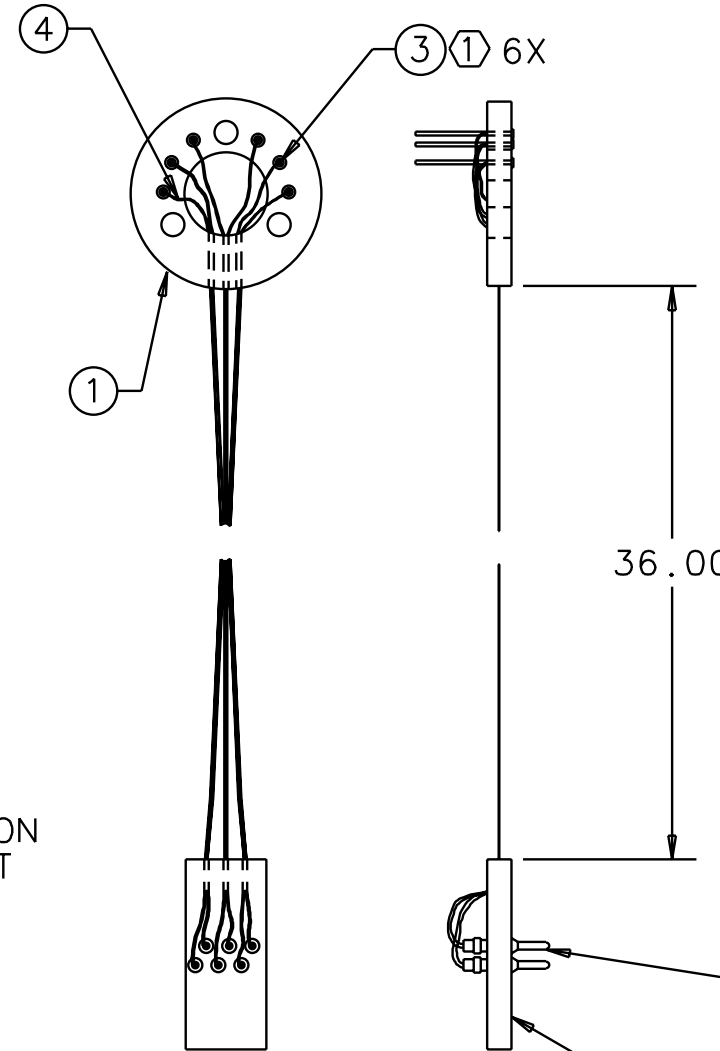
2

3

4

NOTES: (UNLESS OTHERWISE SPECIFIED)
① SOLDER WIRES TO PINS.

REV	DATE	DRAWN BY	CHECKED	DCC	DCN/DESCRIPTION
A	12-8-99	J. Romie			E990441/INITIAL RELEASE
B	10-18-00	J. Romie			E000464/φ.025 TO φ.036 CHANGE MAGNET WIRE P/N



PIGTAIL RECTANGULAR PLATE
DETAIL, ITEM 2
SCALE: 1/1

PIGTAIL PIN PLATE
DETAIL, ITEM 1
SCALE: 1/1

QTY	RECD	PART OR IDENTIFYING NO	NOMENCLATURE OR DESCRIPTION	MATERIAL SPECIFICATION	ITEM NO
6		WIRE PRO CONN. P/N 17-20250, OR EQUIV.	PIN FROM D CONNECTOR		5
A/R		COONER WIRE P/N CZ1104	SINGLE CLEAR TEFLON BIOMED WIRE		4
6		AUGAT DIP P/N 508-AG10D OR EQUIV.	SOCKET FROM DIP SOCKET		3
1			PIGTAIL RECTANGULAR PLATE	PRESHRUNK PFA 440HP	2
1			PIGTAIL PIN PLATE	PRESHRUNK PFA 440HP	1

UNLESS OTHERWISE SPECIFIED DIMENSIONS ARE IN IN TOLERANCES ARE: FRACTIONS DECIMALS .XX = ± .02 .XXX = ± .003 ANGLES = ± .5° DO NOT SCALE DRAWING	APPROVALS		DATE	CALIFORNIA INSTITUTE OF TECHNOLOGY MASSACHUSETTS INSTITUTE OF TECHNOLOGY	
	DRAWN J. Romie	GROUP	12-8-99		
SEE PARTS LIST	CHECKED			TITLE SENSOR/ACTUATOR PIGTAIL, LONG	
MATERIAL NONE				SIZE B	DWG NO. D990675
SCALE 1/1	FILENAME /home/dcc/docs/D990675.pdf			REV B	SHEET 1 OF 1

1

2

3