

6

5

4

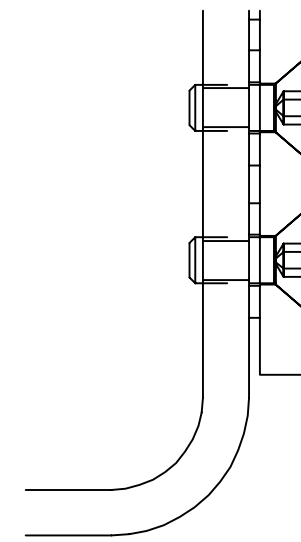
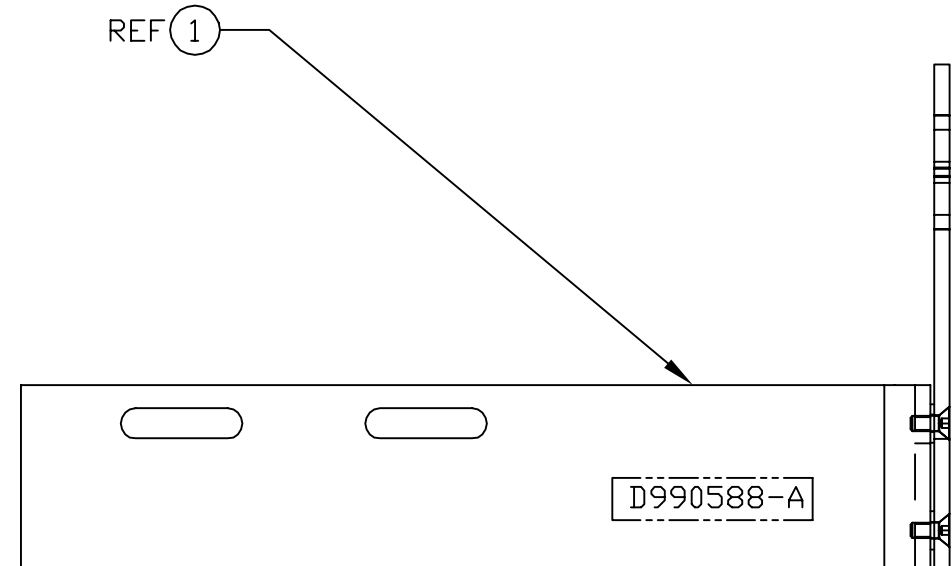
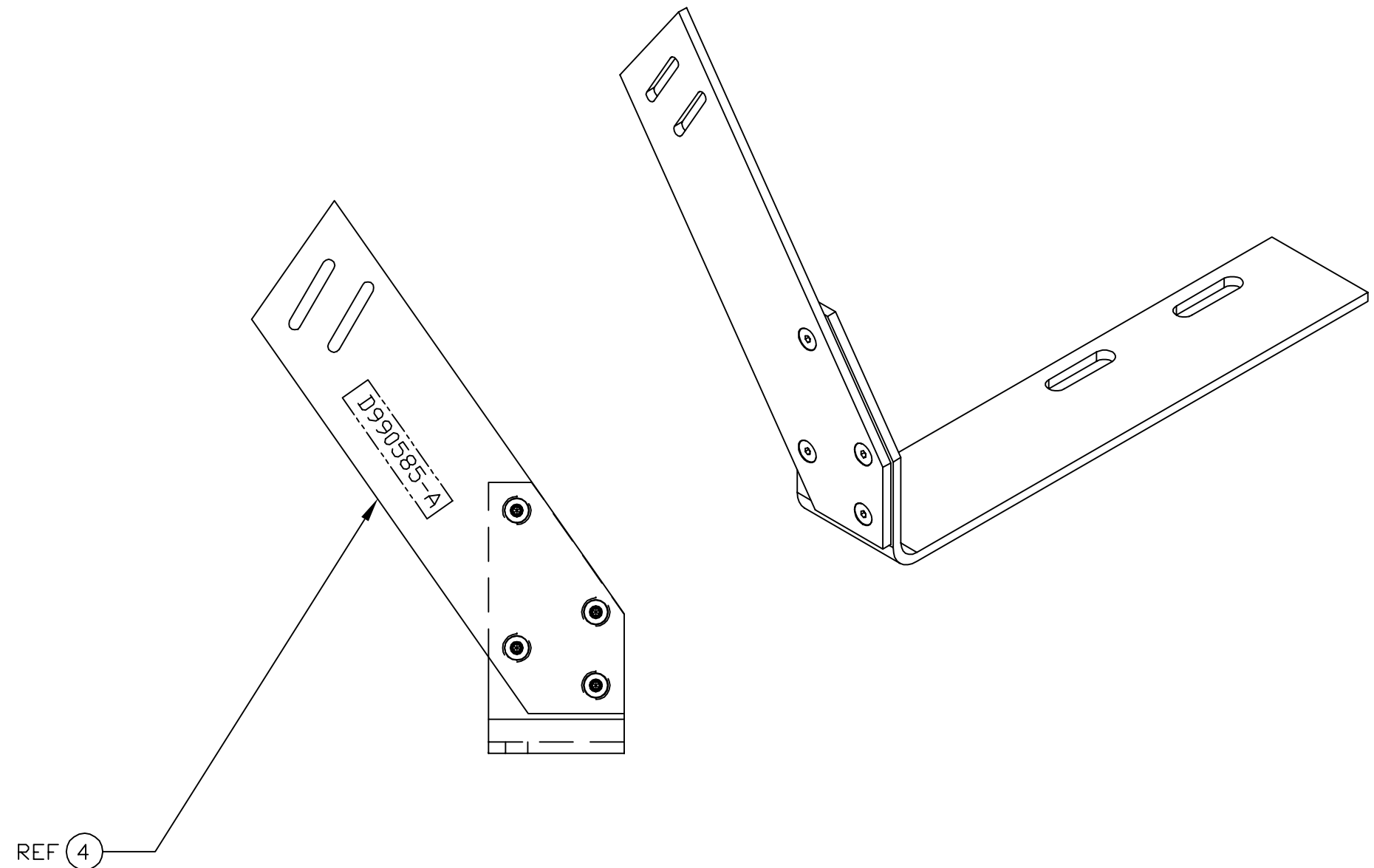
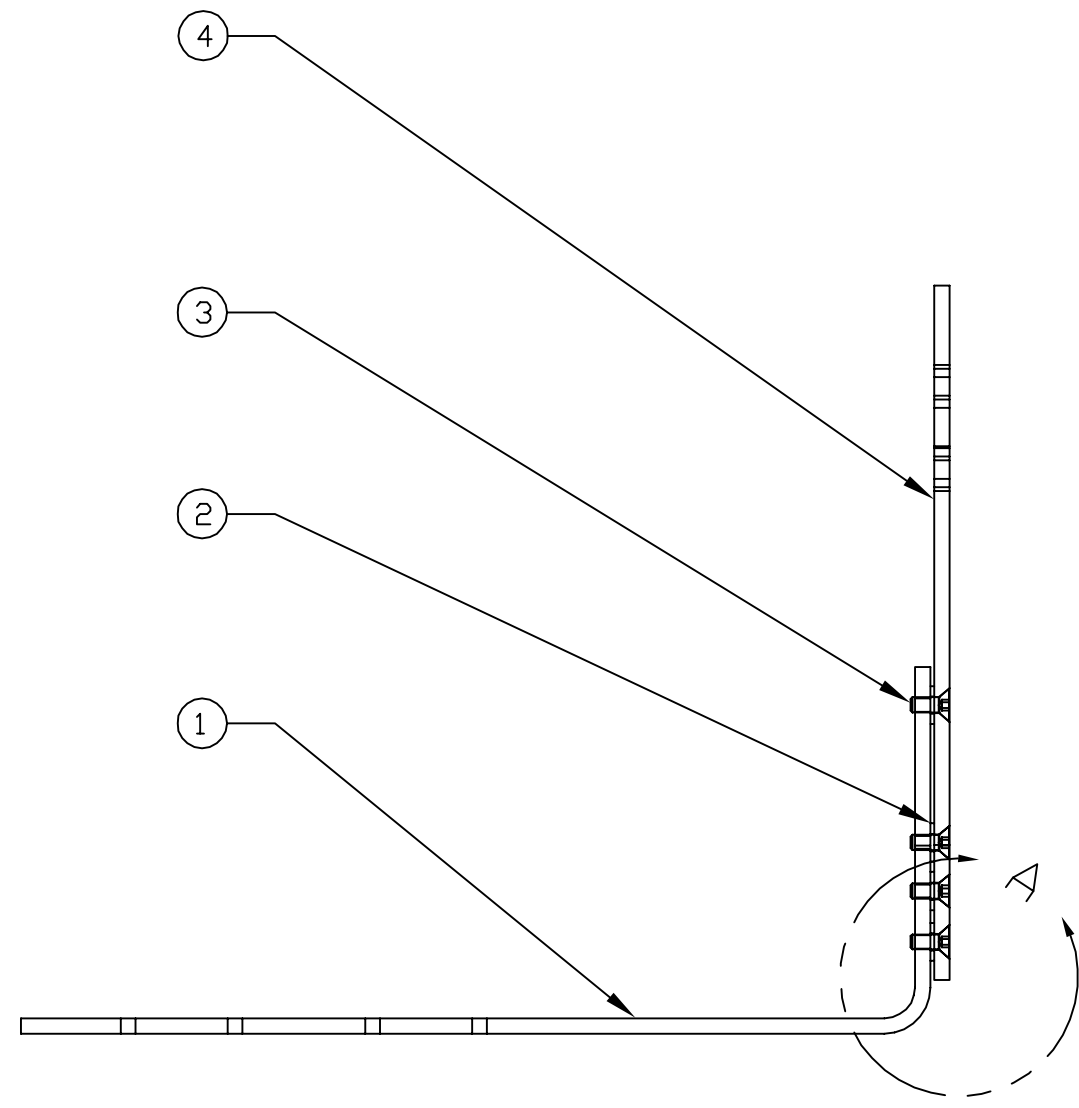
3

2

1

NOTES: (UNLESS OTHERWISE SPECIFIED)

- 1. THIS IS A UHV APPLICATION AND ALL PARTS ARE TO BE KEPT CLEAN AND FREE FROM CONTAMINANTS INCLUDING LUBRICANTS, PRIOR TO AND DURING ASSEMBLY.



VIEW A

4	1	D990585	LEFT STRAP PLATE	-
3	4	UC COMPONENTS #FA-2810-NA	1/4-28 x .63 LG SDC FL HD SCREW	STAINLESS STEEL W/SILVER PL
2	4	UC COMPONENTS #WFV-25	1/4 NOM I.D. FLAT WASHER-VENTED	STAINLESS STEEL
1	1	D990588	LEFT STRAP BASE	-
REF	QTY	PART or DRWG No.	DESCRIPTION	MATERIAL

UNLESS OTHERWISE SPECIFIED DIMENSIONS ARE IN INCHES (mm)				PARTS and MATERIAL LIST				LIGO CALIFORNIA INSTITUTE OF TECHNOLOGY MASSACHUSETTS INSTITUTE OF TECHNOLOGY	
TOLERANCES:		THREE PLACE DECIMAL ±		RELEASE		E990036		I. D. BAFFLE, LEFT STRAP ASSEMBLY	
FRACTIONAL ±		FINISHED SURFACE RMS		PRE-RELEASE		-		CAD FILE	
ANGULAR ±		BREAK CORNERS IN/ OUT:		-		-		STRAPASY_LT.dwg	
ANGULARMACH ± BEND ±		REMOVE ALL BURRS		-		-		SIZE	
TWO PLACE DECIMAL ±				-		-		C	
MATERIAL:		HEAT TREAT:		FINISH:		KABOT		DWG. NO.	
						3-10-99		D990582-A	
DVG. NO.		DESCRIPTION		REV		DATE		SCALE	
REFERENCE DRAWINGS		USED ON:		NEXT ASS'Y: D990597, D990616		ISSUE DESCRIPTION		NTS	
								SHEET	
								1 OF 1	

6

5

4

3

2

1