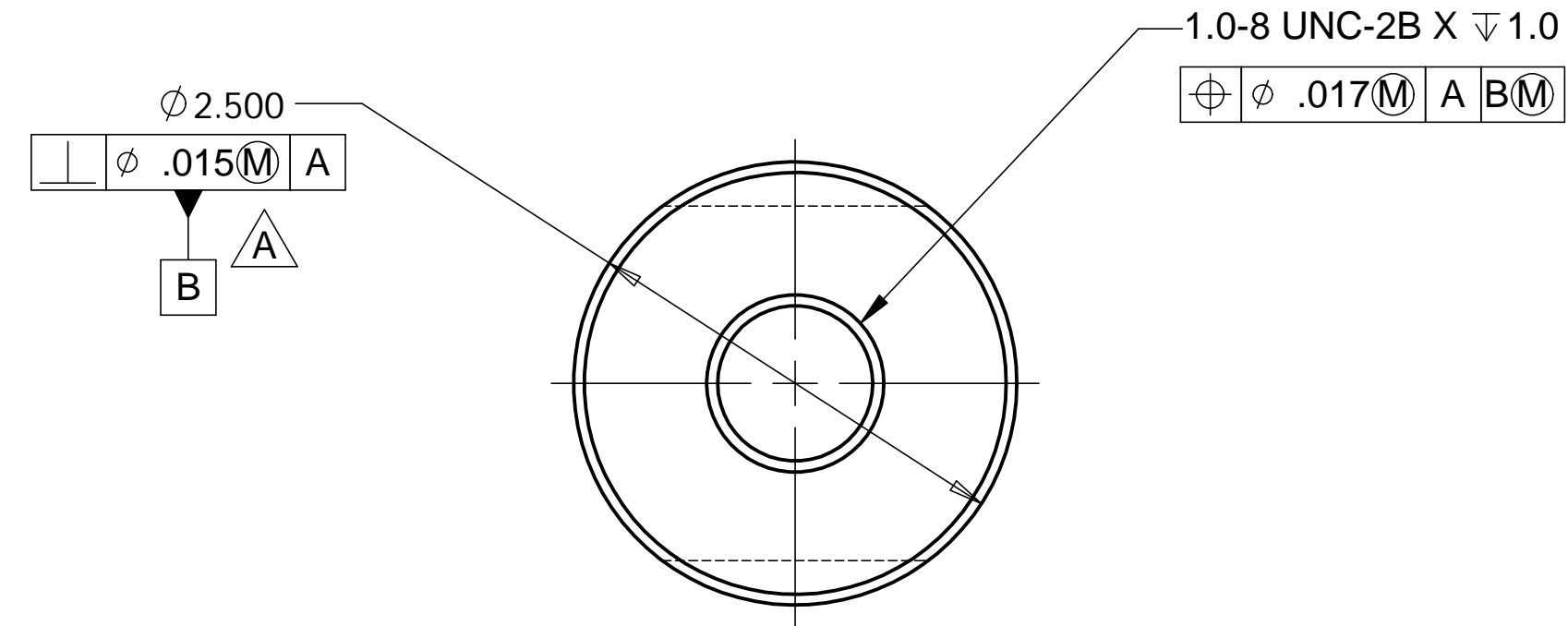
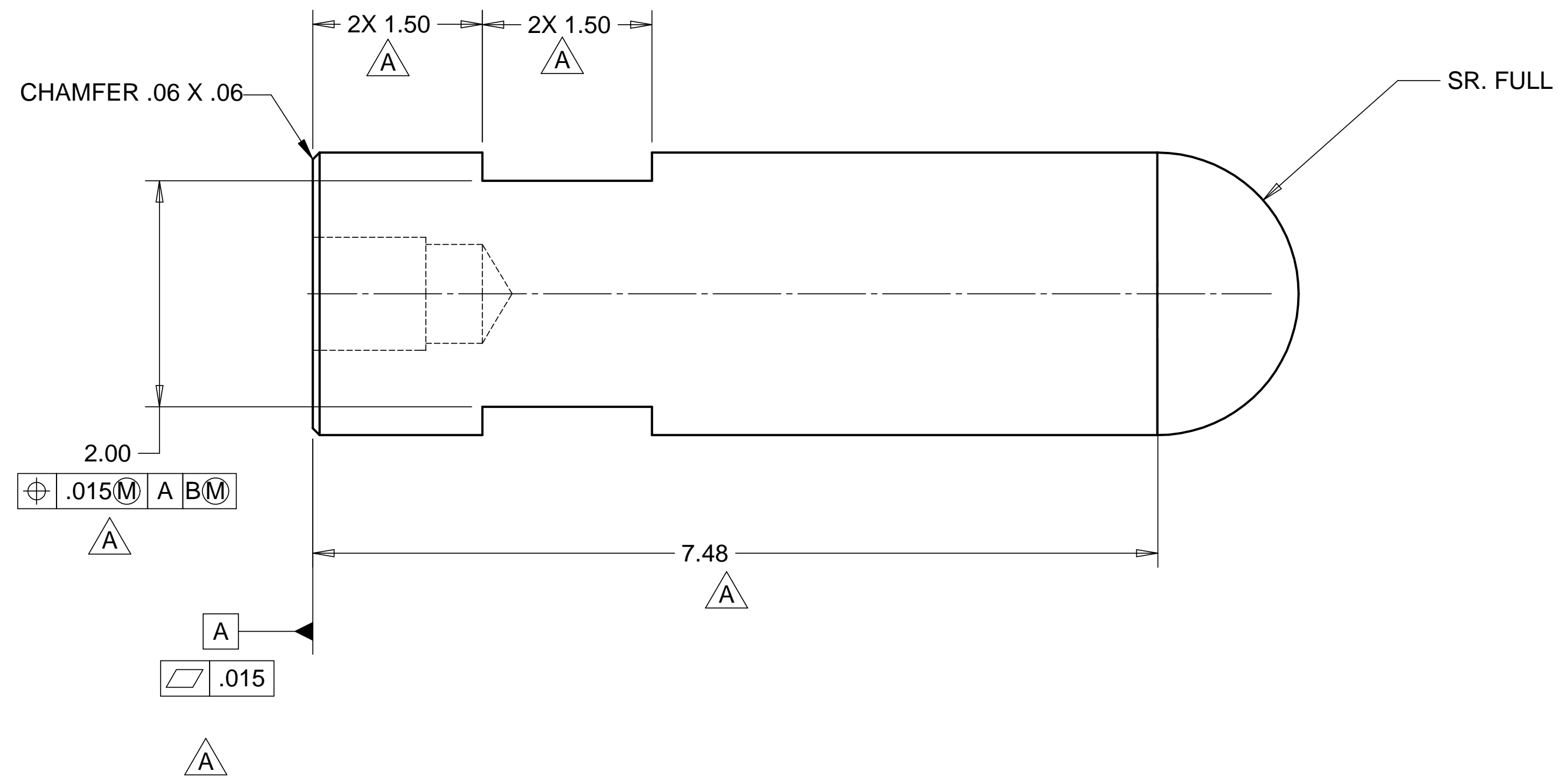
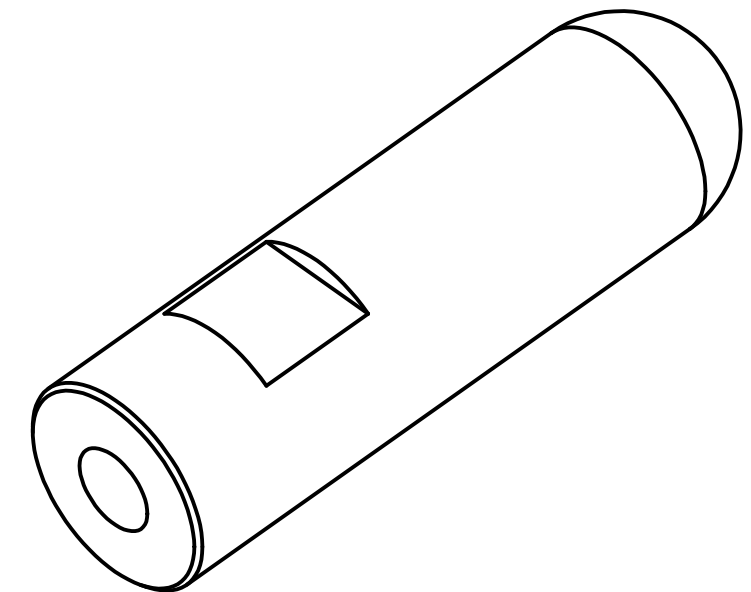


8 7 6 5 4 3 2 1

REVISIONS		DATE	APPROVED
REV.	DESCRIPTION		
A	SEE ECN FOR CHANGES	3-23-98	WKM



NOTES: UNLESS OTHER WISE SPECIFIED

1. ALL DIMENSIONS IN INCHES
2. DIMENSIONS AND TOLERANCING PER ANASI Y14.5M-1994
3. SURFACE TEXTURE PER ANI/ASME B 46.1-1985
4. REMOVE ALL BURRS AND BREAK SHARP EDGES TO A MAXIMUM OF .015
5. ALL INSIDE CORNERS TO BE .015 RADIUS MAX
6. COUNTERSINK 82 DEGREES ALL TAPPED HOLES TO MAJOR DIAMETER
7. COUNTERSINK 82 DEGREES APPROXIMATELY .015 DEEP ALL DRILLED HOLES
8. PARTS TO BE THOROUGHLY CLEANED TO REMOVE ALL OIL, GREASE, DIRT AND CHIPS
9. PART NUMBER (DRAWING NO. PLUS DASH NO. PLUS SERIAL NO.) TO BE CLEARLY MARKED ON THE PART ITSELF.
10. PART WEIGHS 9.5 Lbs.

ITEM NO.	QTY.	DESCRIPTION	MATERIAL
1	1	ROD, 2.50 DIA.	303 STAINLESS STEEL

PARTS LIST			
UNLESS OTHERWISE SPECIFIED: DIMENSIONS ARE IN INCHES -TOLERANCES-		CAD GENERATED DRAWING, DO NOT MANUALLY UPDATE DO NOT SCALE DRAWING	
DECIMALS	ANGULAR = +/- 30'	HYTEC, INC TITLE HAM CENTERING JIG POINT CONTACT DETAIL	
.X = +/- .1			
.XX = +/- .03			
.XXX = +/- .010	SURFACE FINISH = 250		
FINISH	SIGNATURE	DATE	DWG. NO. D972957 SIZE D SHEET NO. 1 of 1 SCALE 1/1 REVISION A
	DESIGNED W. K. MILLER	1-21-98	
	DRAWN GERALD BUSTOS	1-21-98	
	CHECKED HARRY SALAZAR	3-14-98	
PART NO.	ENGR. T. THOMPSON	3-14-98	
D972957-1	APPROVED T. THOMPSON	3-14-98	

8 7 6 5 4 3 2 1