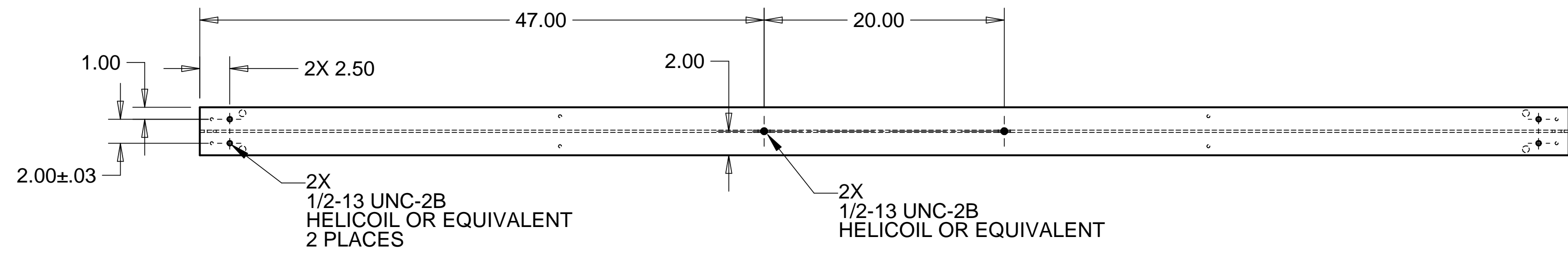


8 7 6 5 4 3 2 1

REVISIONS			
REV.	DESCRIPTION	DATE	APPROVED

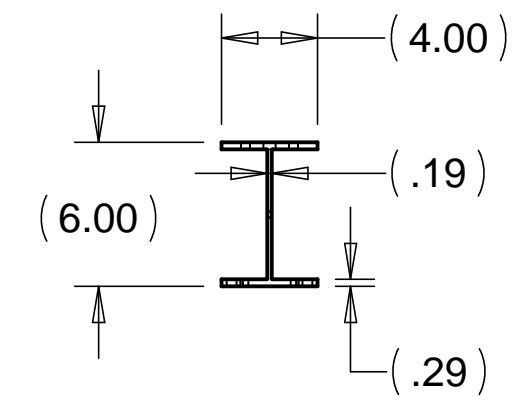
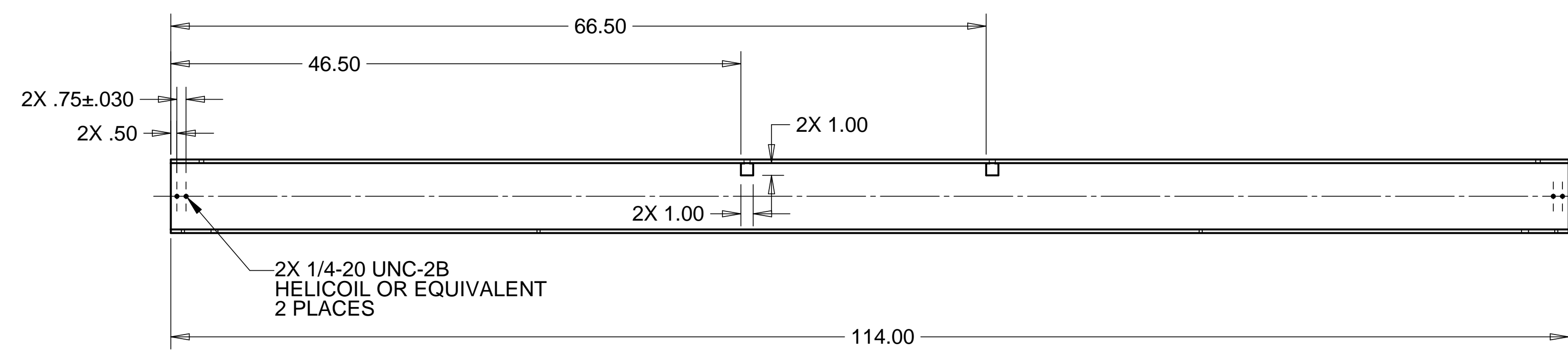
D

D



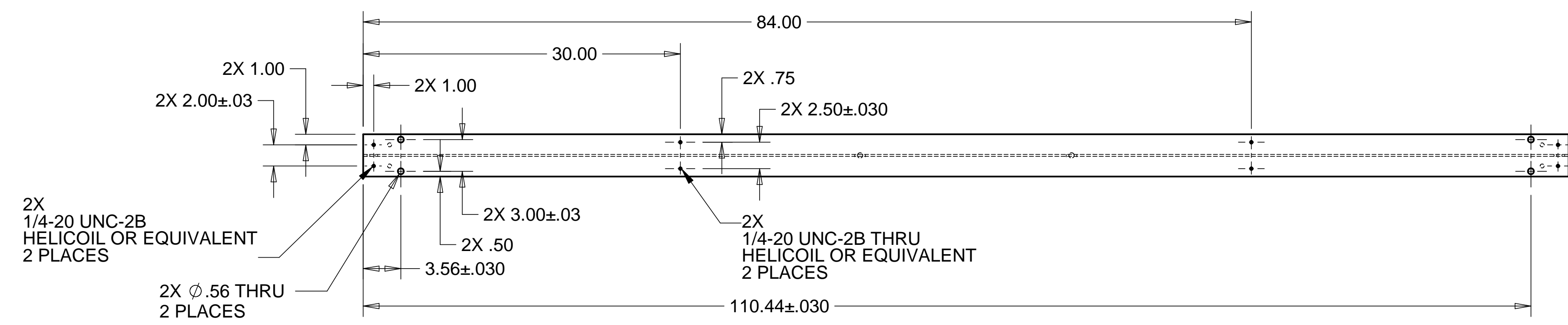
C

C



B

B



MATL: I6.0 X 4.03# 6061-T6 ALUM ASSOCIATION

NOTES: UNLESS OTHERWISE SPECIFIED

1. ALL DIMENSIONS IN INCHES
2. DIMENSIONS AND TOLERANCING PER ASME Y14.5M-1994
3. SURFACE TEXTURE PER ANSI/ASME B 46.1-1985
4. REMOVE ALL BURRS AND BREAK SHARP EDGES TO A MAXIMUM OF .015
5. ALL INSIDE CORNERS TO BE .015 RADIUS MAX
6. COUNTERSINK 82 DEGREES ALL TAPPED HOLES TO MAJOR DIAMETER
7. COUNTERSINK 82 DEGREES APPROXIMATELY .015 DEEP ALL DRILLED HOLES
8. PARTS TO BE THOROUGHLY CLEANED TO REMOVE ALL OIL, GREASE, DIRT, AND CHIPS.
9. PART NUMBER (DRAWING NO. PLUS DASH NO. PLUS SERIAL NO.) TO BE CLEARLY MARKED ON THE PART ITSELF.
10. PART WEIGHS 37.4 Lbs.

A

A

PARTS LIST			
UNLESS OTHERWISE SPECIFIED: DIMENSIONS ARE IN INCHES -TOLERANCES-	CAD GENERATED DRAWING, DO NOT MANUALLY UPDATE DO NOT SCALE DRAWING		HYTEC, INC TITLE BSC RAIL SYSTEM MINOR RAIL I-BEAM
	DECIMALS .XX = +/- .06 .XXX = +/- .010	ANGULAR = +/- .30° SURFACE FINISH = 250	
FINISH	DESIGNED W. K. MILLER	SIGNATURE W. K. MILLER	DATE 1/14/98
PART NO. D972430-1	CHECKED HARRY SALAZAR	ENGR. T. THOMPSON	DATE 2/5/98
	APPROVED T. THOMPSON	DATE 2/5/98	SCALE 1/8
SIZE D		SHEET NO. 1 of 1	
REVISION		REVISION	

8 7 6 5 4 3 2 1