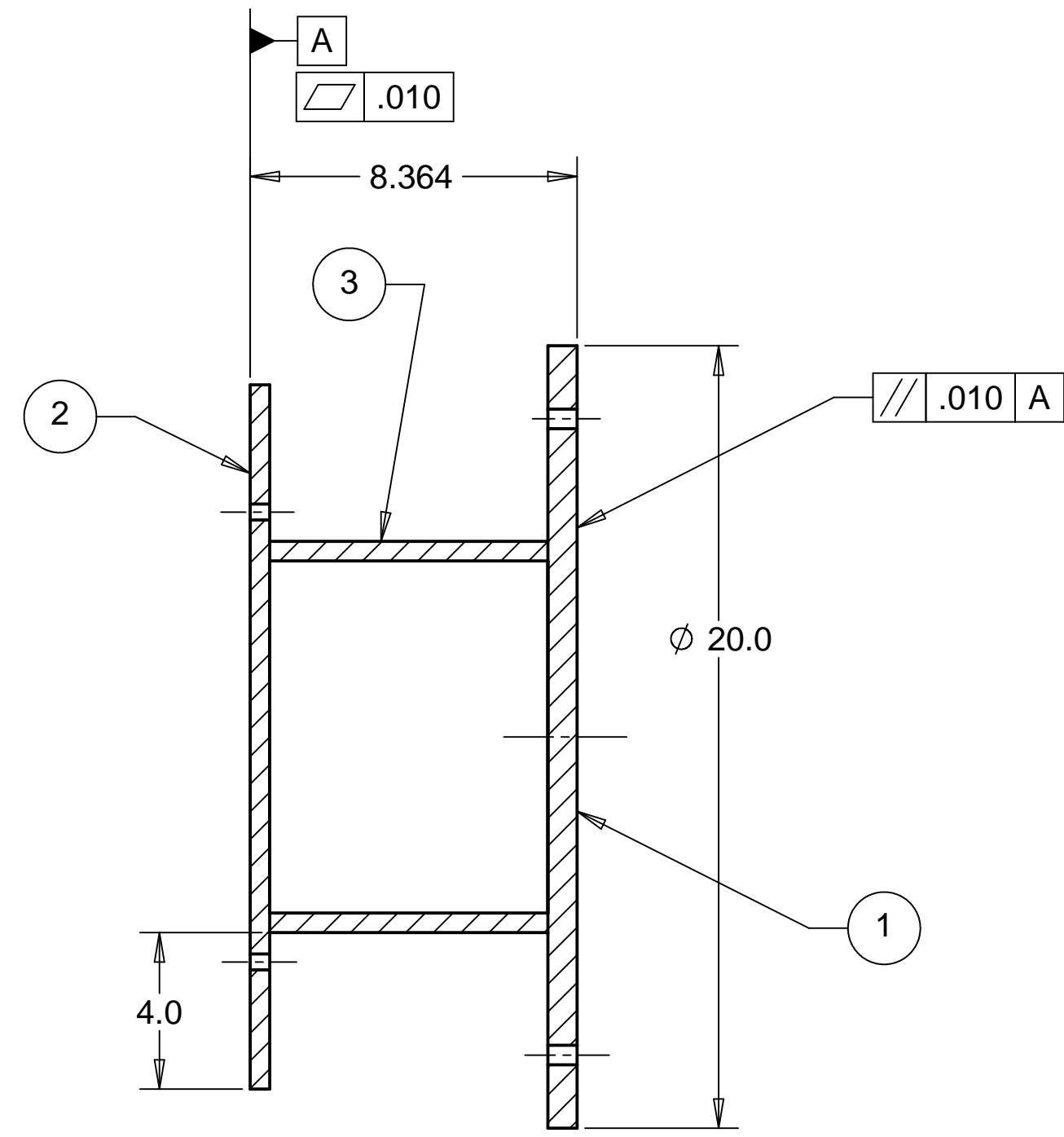
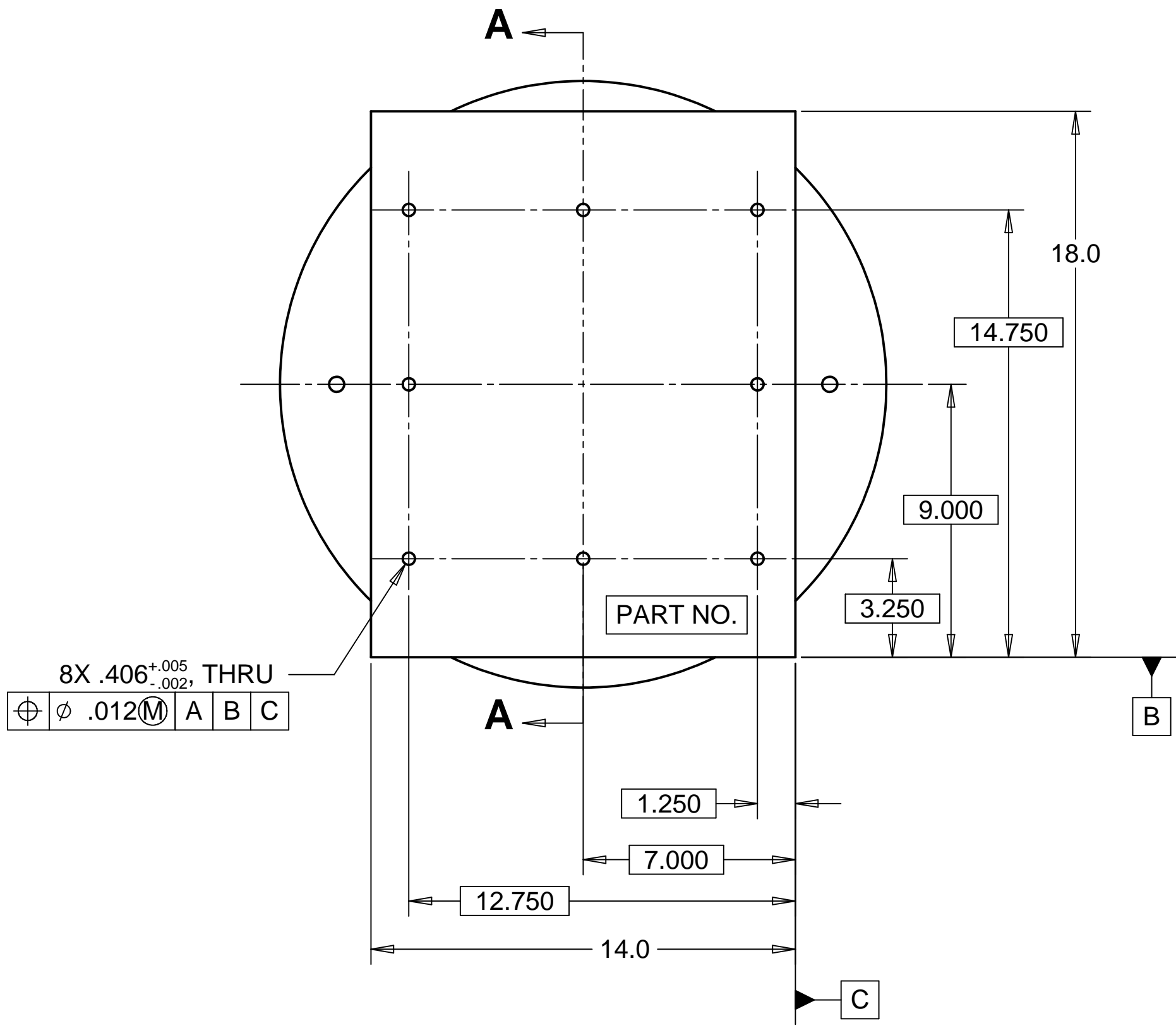
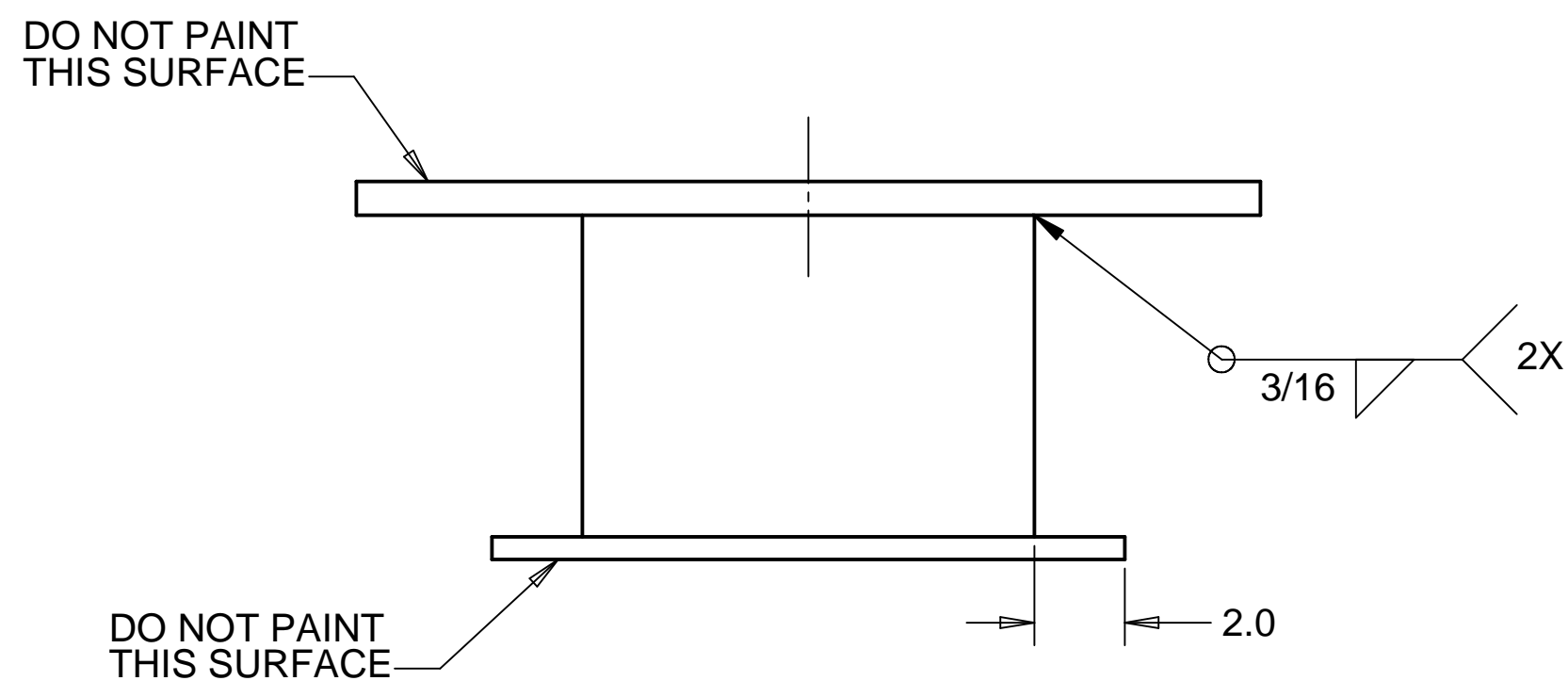
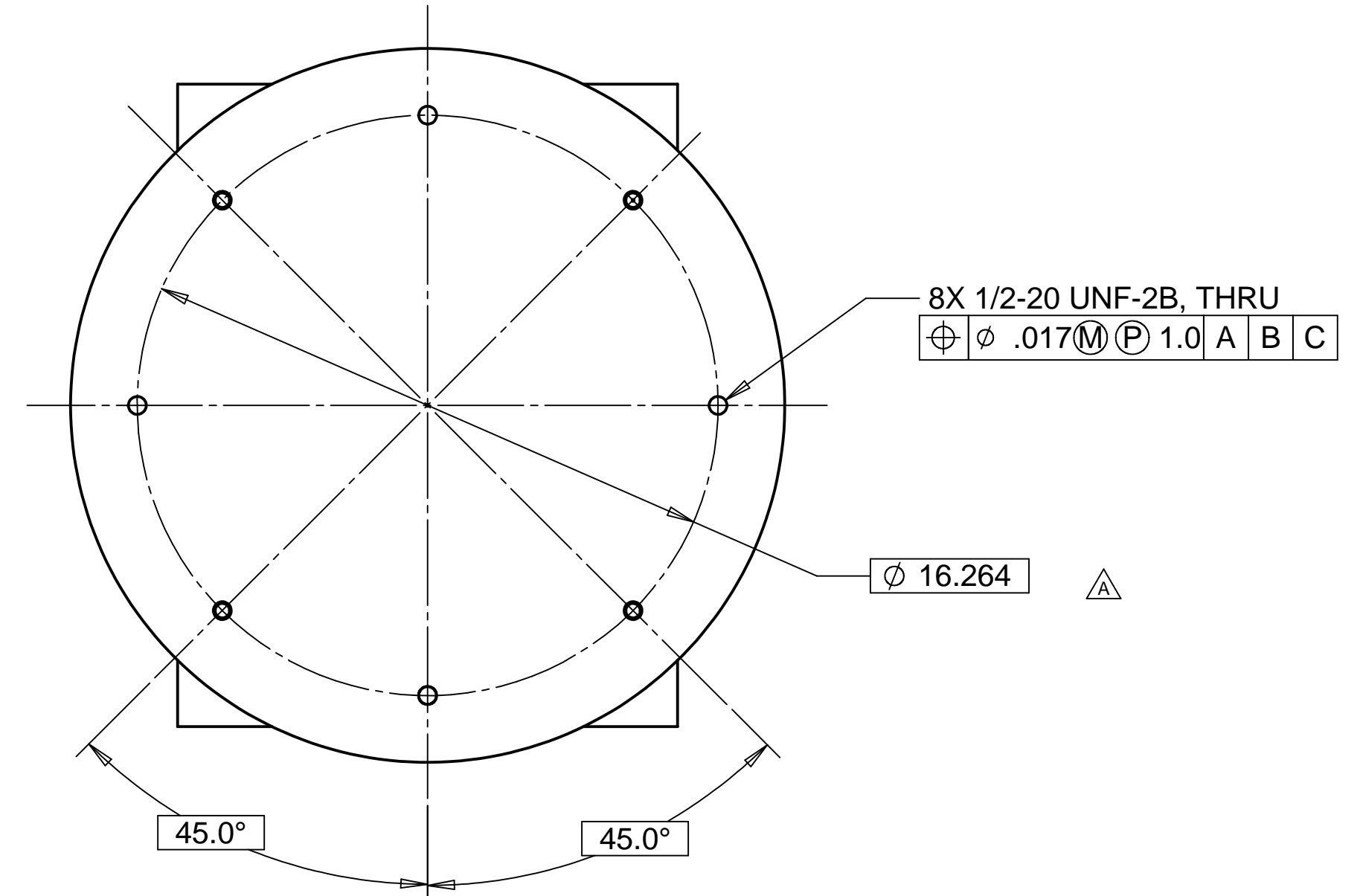


8 7 6 5 4 3 2 1

REVISIONS			
REV.	DESCRIPTION	DATE	APPROVED
A	SEE ECN# D972107-A FOR CHANGE LIST	01-12-98	T. THOMPSON



SECTION A-A



WEIGHT: 140.6 lbs.

NOTES: UNLESS OTHERWISE SPECIFIED

- ALL DIMENSIONS IN INCHES
- DIMENSIONS AND TOLERANCING PER ASME Y14.5M-1994
- SURFACE TEXTURE PER ANSI/ASME B 46.1-1985
- REMOVE ALL BURRS AND BREAK SHARP EDGES TO A MAXIMUM OF .015
- ALL INSIDE CORNERS TO BE .015 RADIUS MAX
- COUNTERSINK 82 DEGREES ALL TAPPED HOLES TO MAJOR DIAMETER
- COUNTERSINK 82 DEGREES APPROXIMATELY .015 DEEP ALL DRILLED HOLES
- PARTS TO BE THOROUGHLY CLEANED TO REMOVE ALL OIL, GREASE, DIRT AND CHIPS
- PART NUMBER (DRAWING NO. PLUS DASH NO. PLUS SERIAL NO.) TO BE CLEARLY MARKED ON THE PART ITSELF.
- PAINT:  
ALL VISIBLE SURFACES  
MEDIUM TEXTURED BLUE SHERWIN WILLIAMS (D13 POLANE (R) T-PLUS,  
POLYURETHANE ENAMEL, F63 SERIES) F63TX-L2822-5864.

ITEM NO.	QTY.	DESCRIPTION	MATERIAL
1	1	PLATE, .75 THK	A36 STEEL
2	1	PLATE, .50 THK	A36 STEEL
3	1	SQ. TUBING, 10.0 X .50 WALL	A500 GRADE B

PARTS LIST				HYTEC, INC	
UNLESS OTHERWISE SPECIFIED: DIMENSIONS ARE IN INCHES -TOLERANCES-		CAD GENERATED DRAWING, DO NOT MANUALLY UPDATE DO NOT SCALE DRAWING		TITLE LIGO BSC X-FINE ASSEMBLY REPLACEMENT WELDMENT	
DECIMALS .X = +/- .1 .XX = +/- .03 .XXX = +/- .010	ANGULAR = +/- .30°	FINISH	SIGNATURE	DATE	DWG. NO.
			ROGER L. SMITH	12-05-97	SIZE
			ROGER L. SMITH	12-05-97	SHEET NO.
			B. WEINSTEIN	12-18-97	D972107
			ERIC PONSLET	12-09-97	D
			T. THOMPSON	12-19-97	1 of 1
PART NO. D972107-1		SCALE 1/4"			REVISION A

8 7 6 5 4 3 2 1