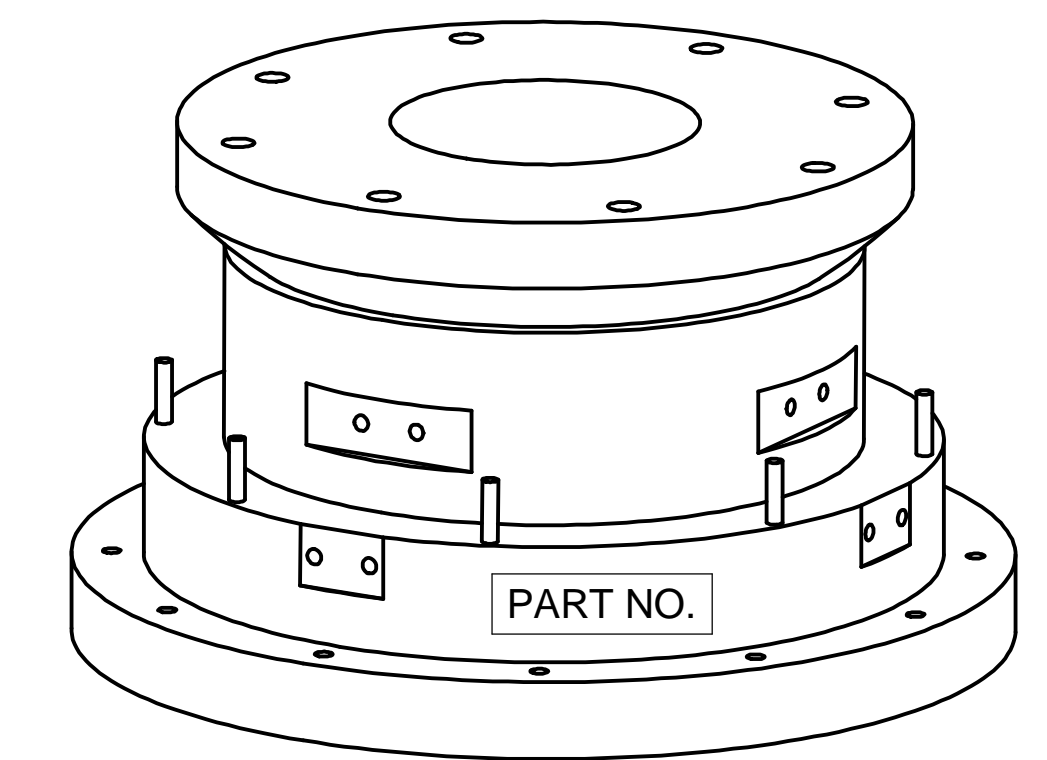
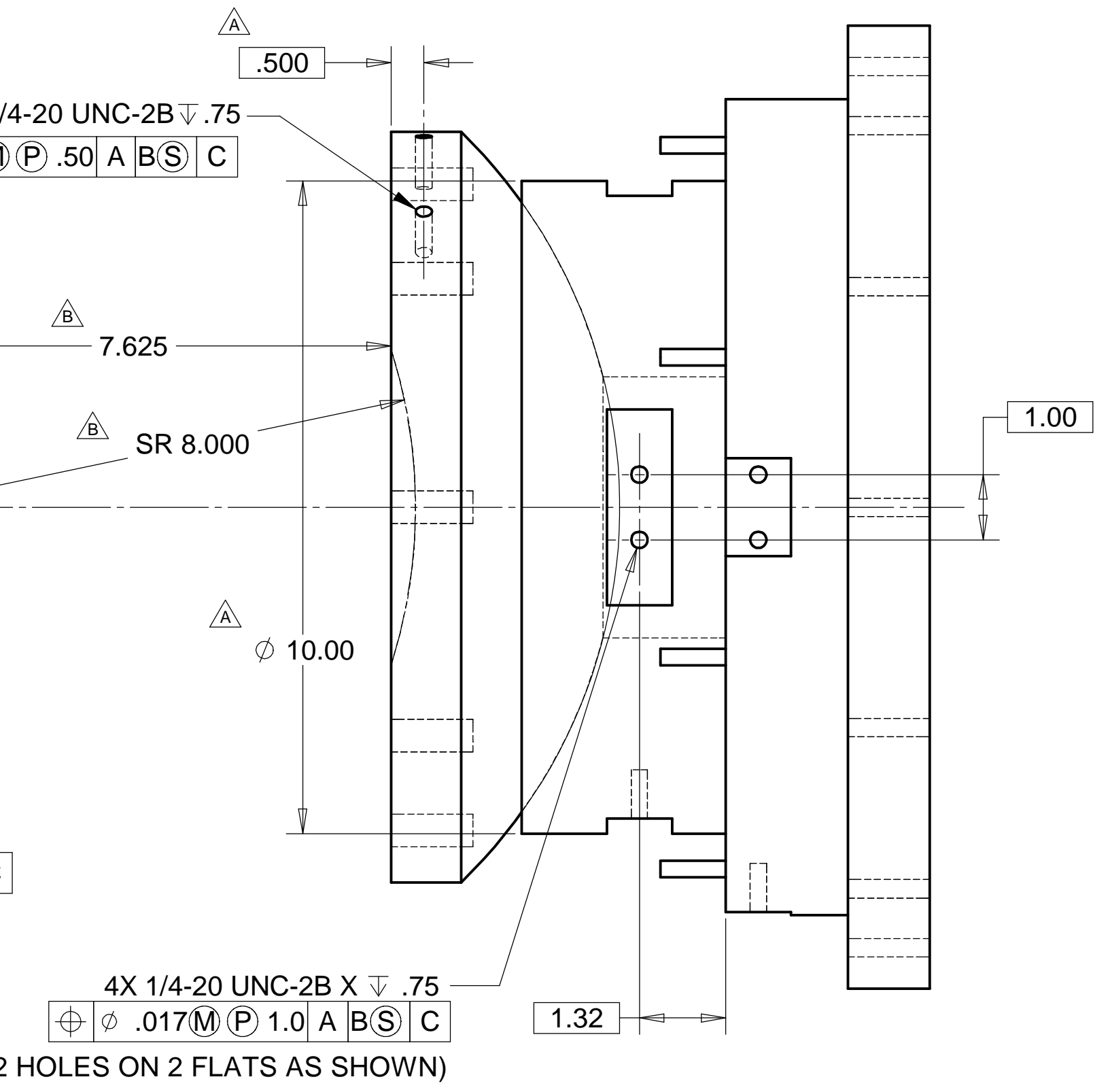
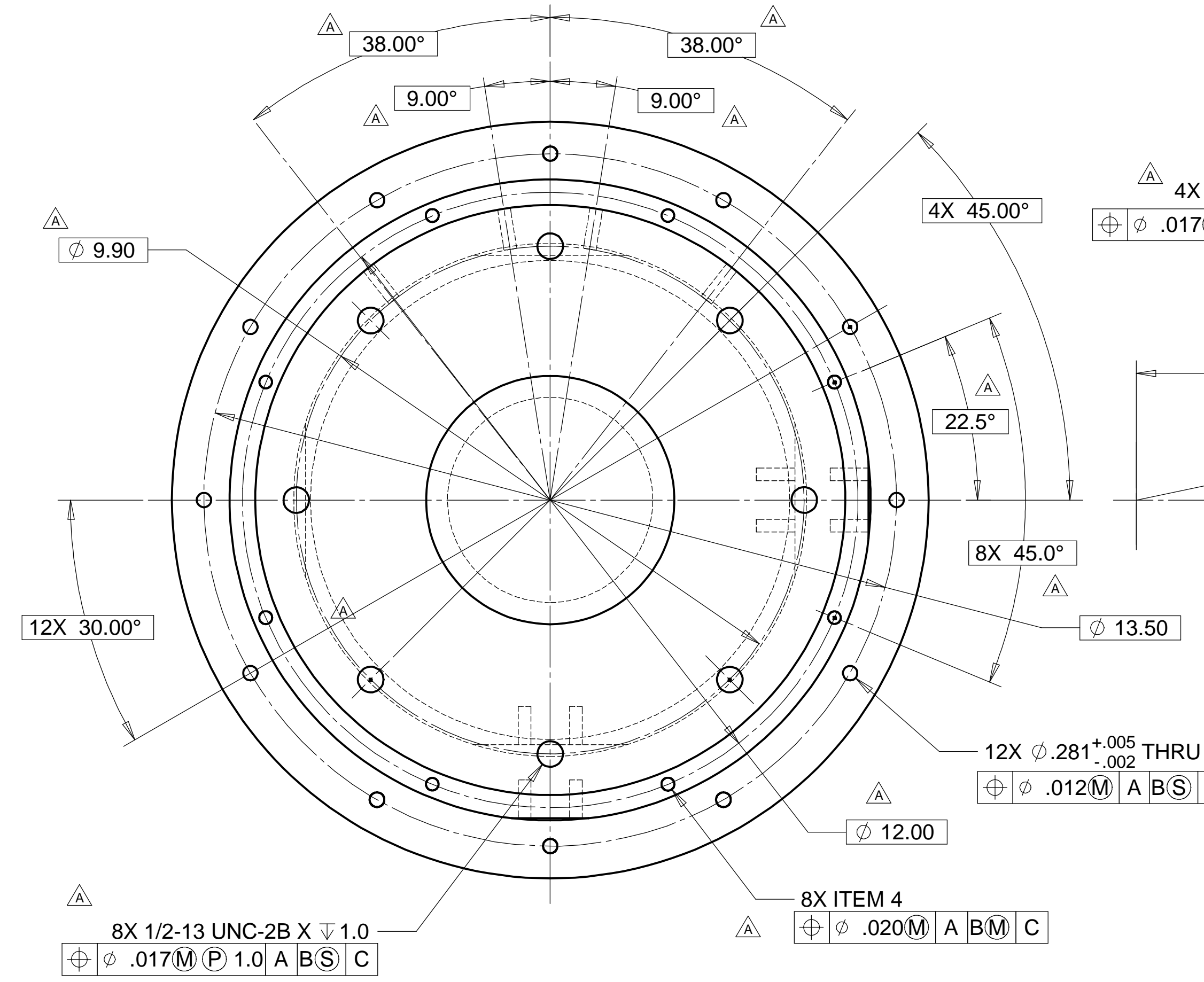


REVISIONS			
REV.	DESCRIPTION	DATE	APPROVED
A	SEE ECN# D972106-A FOR CHANGE LIST	11-03-97	T. THOMPSON
B	SEE ECN# D972106-B FOR CHANGE LIST	11-13-97	T. THOMPSON



D

D

C

C

B

B

A

A

NOTES: UNLESS OTHERWISE SPECIFIED

1. ALL DIMENSIONS IN INCHES
2. DIMENSIONS AND TOLERANCING PER ANASI Y14.5M-1994
3. SURFACE TEXTURE PER ANI/ASME B 46.1-1985
4. REMOVE ALL BURRS AND BREAK SHARP EDGES TO A MAXIMUM OF .015
5. ALL INSIDE CORNERS TO BE .015 RADIUS MAX
6. COUNTERSINK 82 DEGREES ALL TAPPED HOLES TO MAJOR DIAMETER
7. COUNTERSINK 82 DEGREES APPROXIMATELY .015 DEEP ALL DRILLED HOLES
8. PARTS TO BE THOROUGHLY CLEANED TO REMOVE ALL OIL, GREASE, DIRT AND CHIPS
9. PART NUMBER (DRAWING NO. PLUS DASH NO. PLUS SERIAL NO.) TO BE CLEARLY MARKED ON THE PART ITSELF.

WEIGHT OF ASSEMBLY: 91.5 lb.

ITEM NO.	QTY.	PART NO.	DESCRIPTION
1	1		AIRBEARING BASE SURFACE
2	1		AIRBEARING MID SURFACES
3	1		AIRBEARING SPHERICAL SURFACE
4	8		DOWEL PIN, 1/4 X 2.0 LG.

PARTS LIST				HYTEC, INC	
UNLESS OTHERWISE SPECIFIED: DIMENSIONS ARE IN INCHES -TOLERANCES-		CAD GENERATED DRAWING, DO NOT MANUALLY UPDATE DO NOT SCALE DRAWING		TITLE	
DECIMALS X = +/- .1 .XX = +/- .03 .XXX = +/- .010		ANGULAR = +/- 30' SURFACE FINISH = 250		LIGO AIR-BEARING ASSEMBLY	
FINISH ALL MACHINED SURFACES 64 RMS		SIGNATURE		DATE	
PART NO. D972106-1		DESIGNED ROGER L. SMITH		8/22/97	
		DRAWN ED PIOTROWICZ / R. SMITH		8/25/97	
		CHECKED HARRY SALAZAR		8/25/97	
		ENGR. T. THOMPSON		8/25/97	
		APPROVED T. THOMPSON		8/25/97	
		SCALE 1/2		DWG. NO. D972106	
		REVISION B		SIZE SHEET NO. D 1 of 1	

8

7

6

5

4

3

2

1