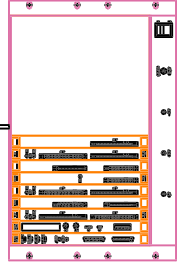
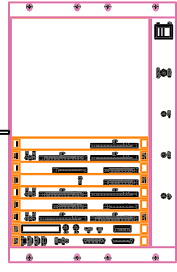
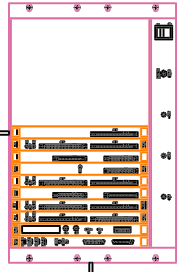


CDS NETWORK INFRASTRUCTURE



HARDWARE INTERCONNECT
FOR GATE VALVE INTERLOCK

MECHANICAL ROOM

UNLESS OTHERWISE SPECIFIED DIMENSIONS ARE IN INCHES TOLERANCES: FRACTIONS: ± .005 DECIMALS: ± .010 HOLE PLACES: ± .010 FITTINGS: ± .010 BREAK CORNERS IN REMOVE ALL BUBBLES		DO NOT SCALE THIS DRAWING	USED IN:	NEXT ASSY:	5	REFERENCE DRAWINGS	6
DESCRIPTION	DWG. NO.	DESCRIPTION	DWG. NO.	DESCRIPTION	DWG. NO.	DESCRIPTION	DWG. NO.
A	Initial Release per ECN E970001-00-C	REV		ISSUE DESCRIPTION			
SHEETS EFFECTED	DATE	REV		ISSUE DESCRIPTION			
DRAWN	TONY T.	CHECKED	R. Bork	GROUP	CDS	CURRENT REVISION APPROVAL	DATE
							10-10-96
LUGO CALIFORNIA INSTITUTE OF TECHNOLOGY MASSACHUSETTS INSTITUTE OF TECHNOLOGY		VCMS SYSTEM INTERCONNECT		SCALE	B	DWG. NO.	D961403-00-C
				CAD FILE		SHEET	1 OF 1
				REV		VER	01