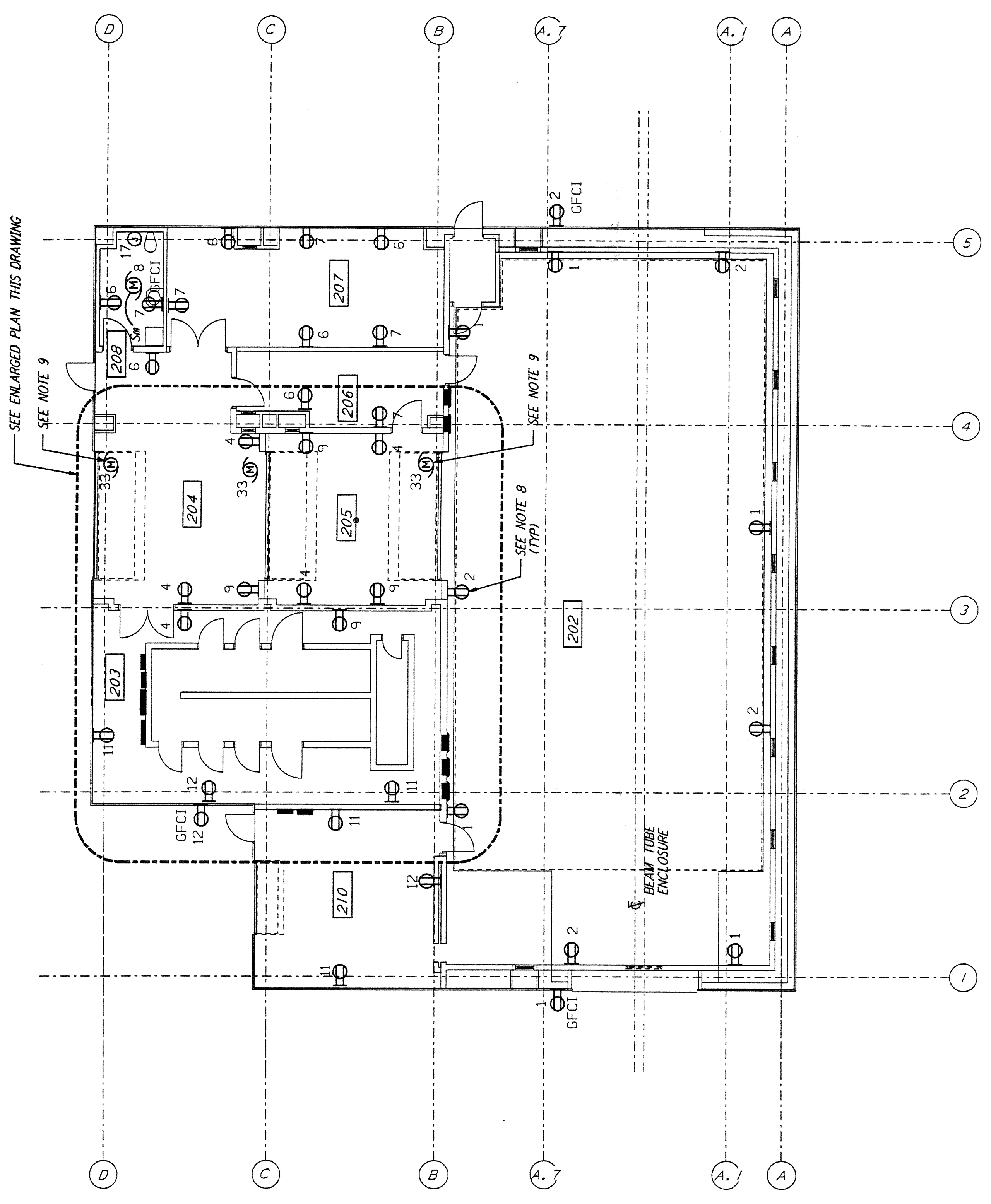


NOTES:

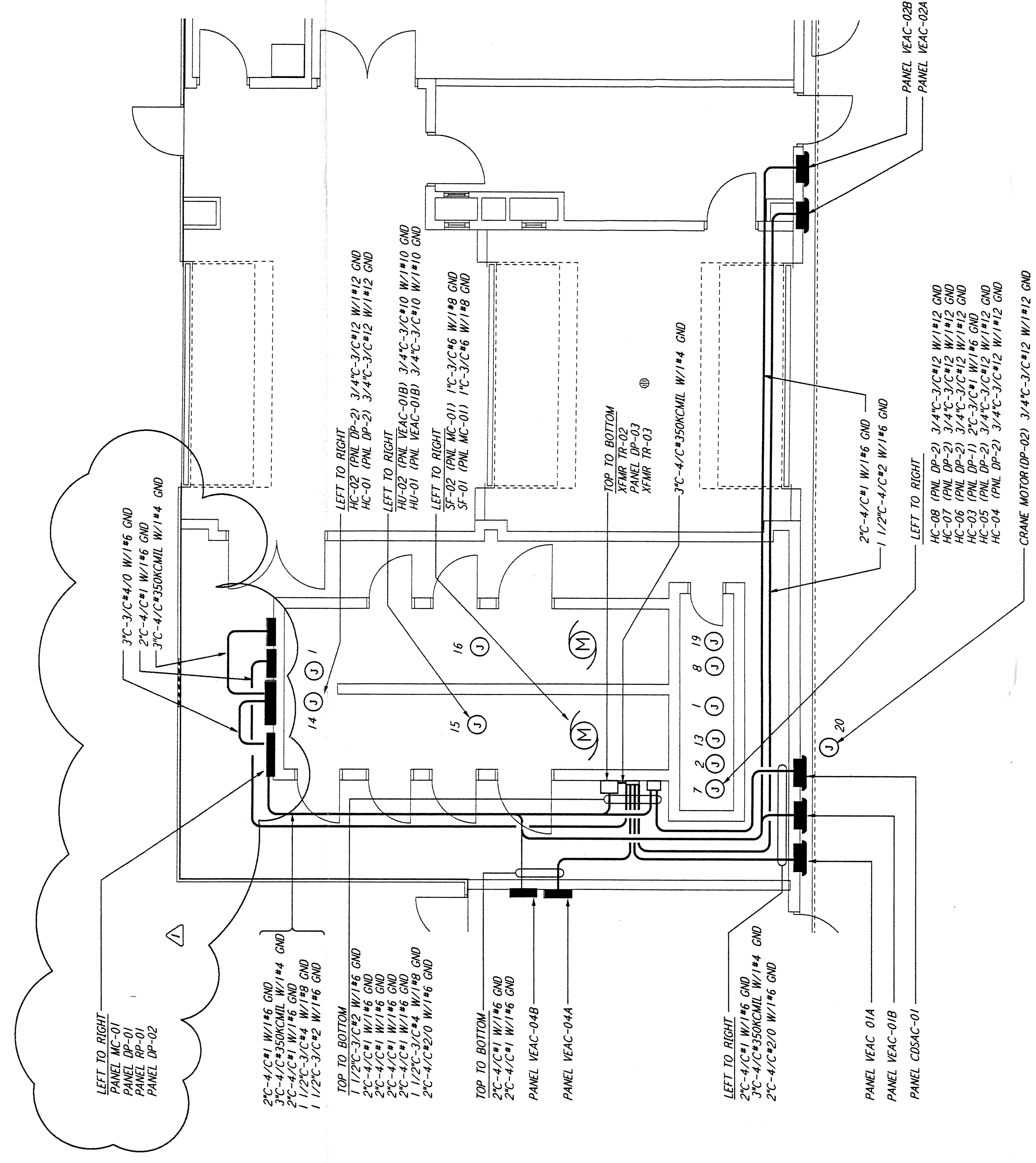
1. FOR STANDARD SYMBOLS, ABBREVIATIONS AND ACRONYMS SEE DWG. LA-E-001.
2. FOR ELECTRICAL SYMBOLS SEE DWG. LA-E-002.
3. FOR STANDARD INSTALLATION DETAILS SEE DWG. LA-E-404 AND LA-E-409.
4. FOR CABLE TYPE DESCRIPTION SEE DWG. LA-E-007.
5. ALL CONDUIT RUNS ARE SHOWN DIAGRAMMATICALLY ONLY, CONTRACTOR SHALL COORDINATE INSTALLATION WITH OTHER DISCIPLINES.
6. FOR SINGLE LINE DIAGRAM, SEE DWG. LA-E-008.
7. FOR EQUIPMENT LOCATION, SEE HVAC DWG. LA-H-211.
8. ALL CIRCUITS SHOWN ON THIS DRAWING ARE FROM PANEL RP01 UNLESS OTHERWISE NOTED.
9. CIRCUIT SHOWN FEEDING THESE ITEMS ARE FROM DP-02.
10. PANEL SCHEDULES ARE SHOWN ON DRAWINGS LA-E-205 AND LA-E-206.

This document and the design it covers are the property of PARSONS. They are loaned only with the borrower's expressed written agreement that they will not be reproduced, copied, loaned, exhibited, or used in any other way, except by written consent from PARSONS to the borrower.

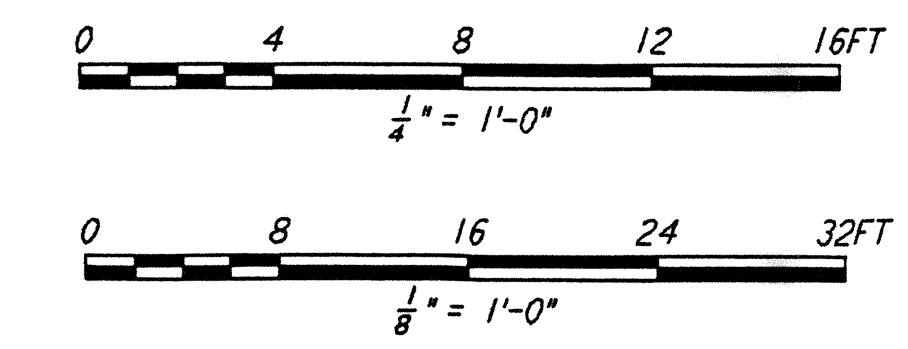
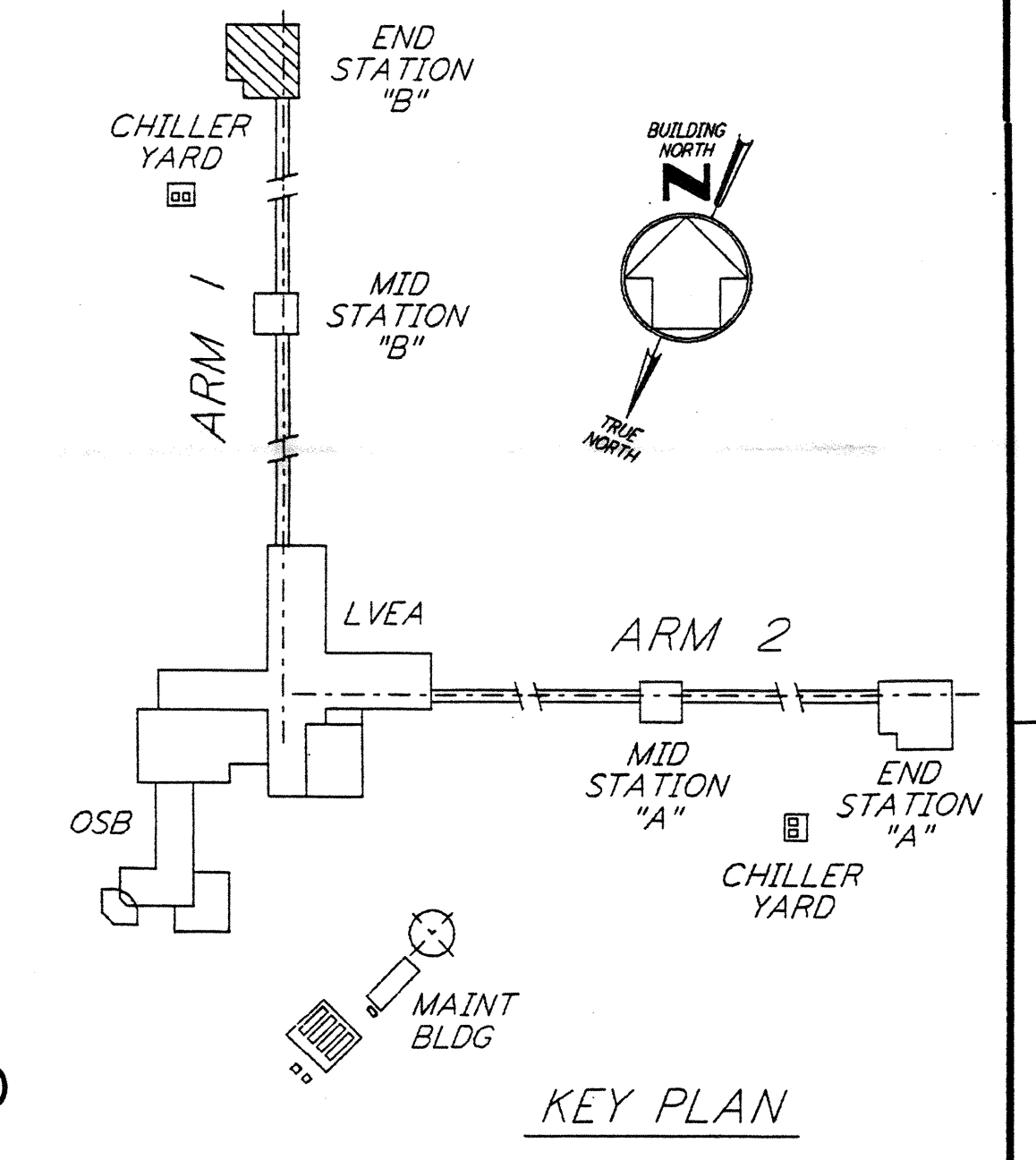
This document and the design it covers are the property of PARSONS. They are loaned only with the borrower's expressed written agreement that they will not be reproduced, copied, loaned, exhibited, or used in any other way, except by written consent from PARSONS to the borrower.



POWER PLAN
 1/8" = 1'-0"



ENLARGED PLAN
 1/4" = 1'-0"



LIGO-D961035-01-0

NO.	DATE	BY	CHKD	ENGR	PROJ	DESCRIPTION
1	2-28-97	J. G.	J. G.	J. G.	J. G.	GENERAL REVISIONS T1116=11-15-96

ISSUED FOR CONSTRUCTION
 DRAWN M. M. 11-15-96
 CHECKED J. C. L. 7-24-96
 ENGINEER K. C. R. 10-25-96
 PROJ T. D. M. 11-15-96



PARSONS
 100 WEST WALNUT STREET
 PASADENA, CALIFORNIA

LIGO
 CALIFORNIA INSTITUTE OF TECHNOLOGY
 MASSACHUSETTS INSTITUTE OF TECHNOLOGY

LASER INTERFEROMETER
 GRAVITATIONAL-WAVE OBSERVATORY
 SITE NO. 2 - LIVINGSTON, LOUISIANA

**ELECTRICAL
 END STATION B
 ABOVEGROUND POWER PLAN**

SCALE: AS SHOWN
 CONTRACT NUMBER: PPI 50969
 PROJECT NUMBER: 8094

LA-E-214