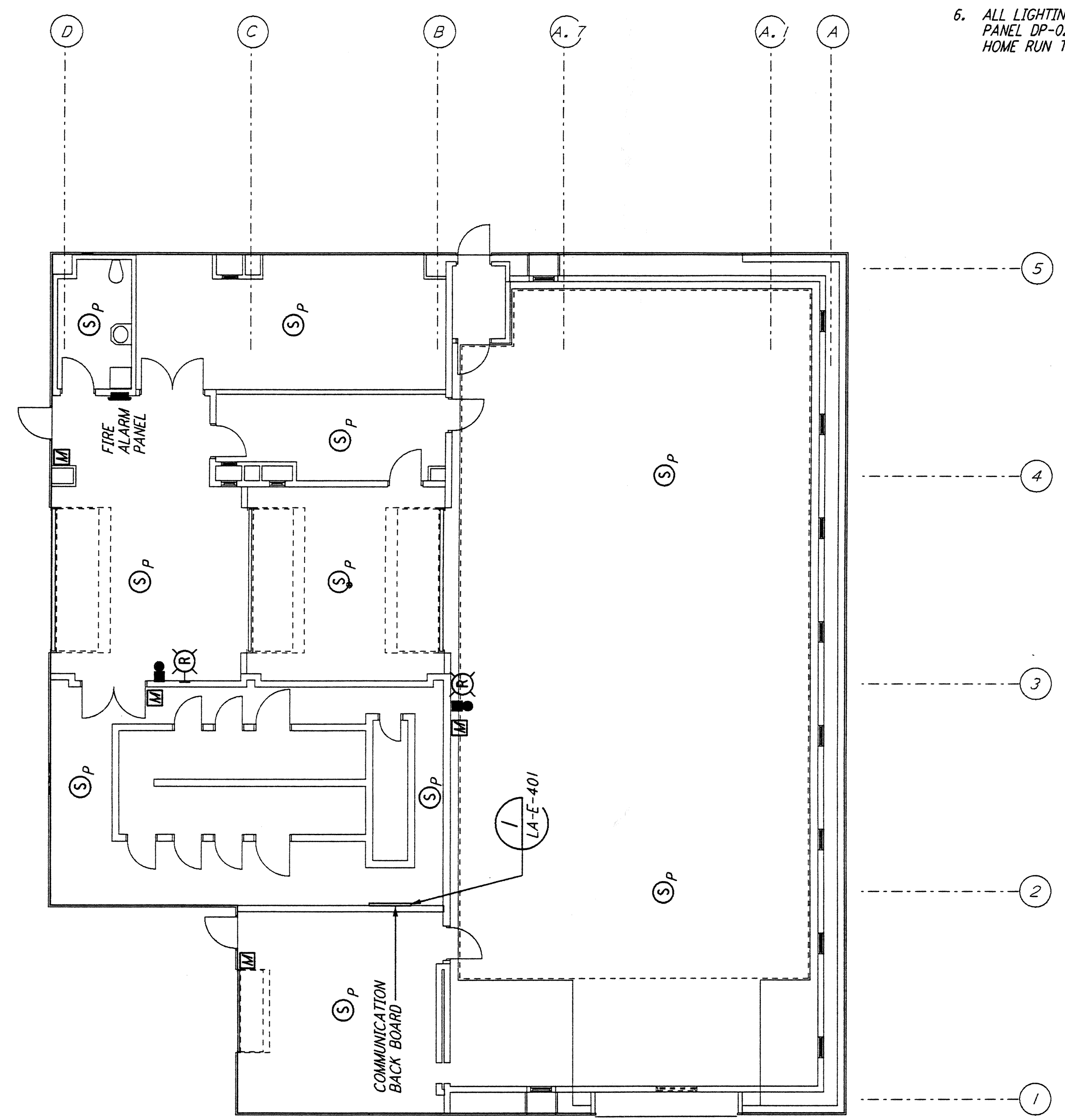
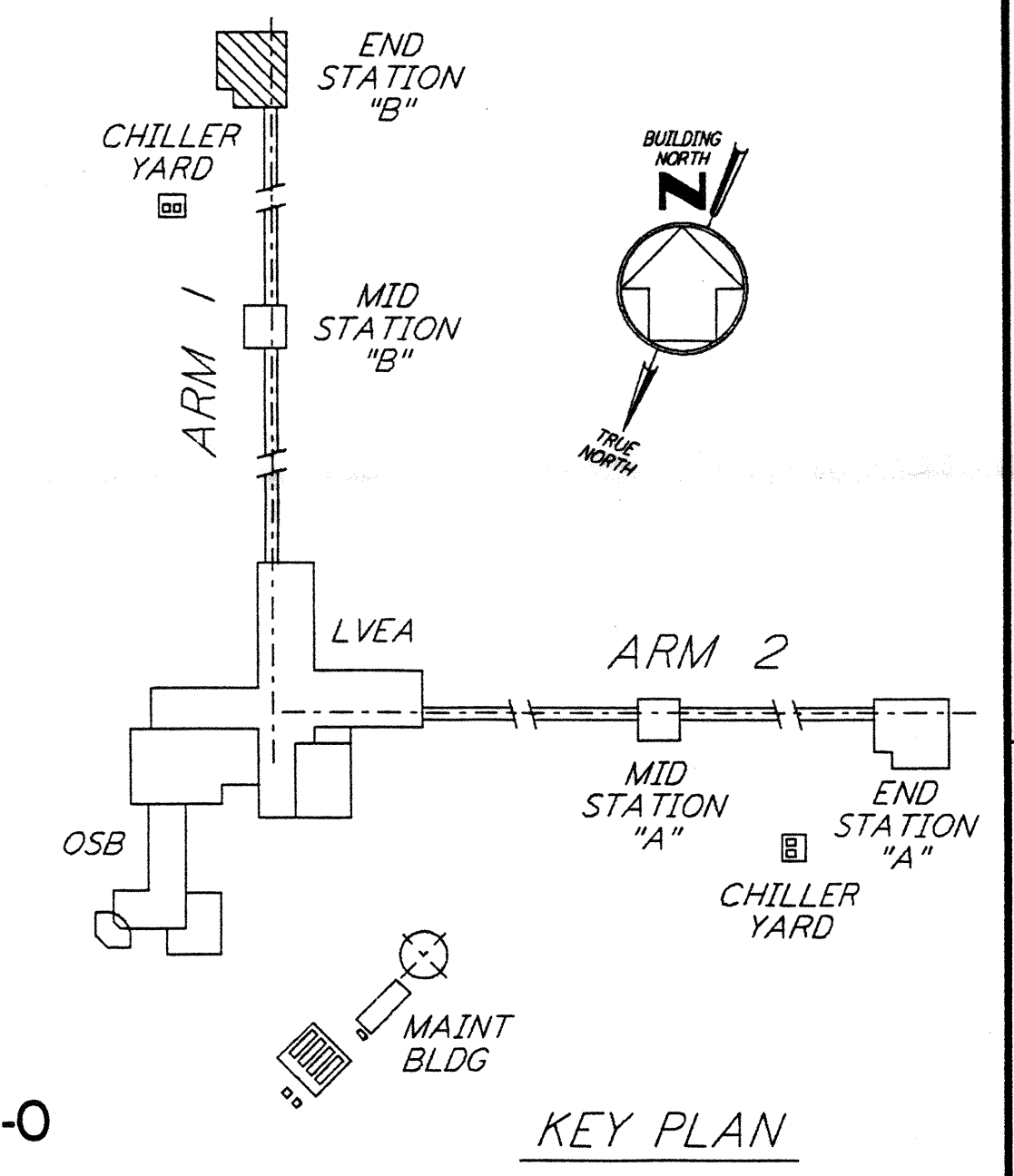


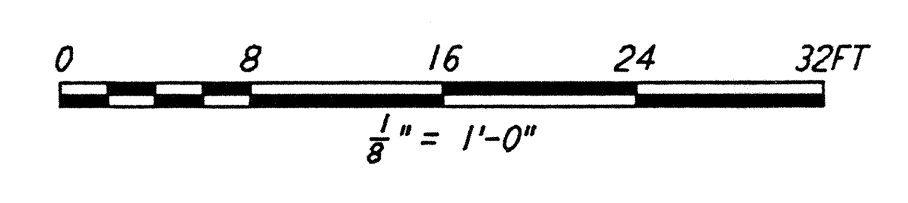
LIGHTING PLAN
 SEE NOTE 6



COMMUNICATIONS AND FIRE DETECTION PLAN



KEY PLAN



LIGO-D961032-01-O


NOTES:

1. FOR GENERAL NOTES SEE DRAWINGS LA-E-102.
2. ALL CIRCUITS SHOWN ON THIS DRAWING ARE FROM PANEL DP-02 UNLESS OTHERWISE NOTED.
3. FOR PANEL SCHEDULES SEE DRAWING LA-E-205 AND LA-E-206.
4. FOR FIXTURE LOCATION SEE ARCHITECTURAL REFLECTED CEILING PLAN ON DRAWING LA-A-221.
5. FOR FIRE DETECTION NOTES SEE DRAWING LA-E-110.
6. ALL LIGHTING CIRCUITS SHALL HAVE HOME RUN TO PANEL DP-02 EXCEPT CIRCUITS #13 & #15 SHALL HOME RUN TO PANEL RP-01.

This document and the design it covers are the property of PARSONS. They are loaned only with the borrower's expressed written agreement that they will not be reproduced, copied, loaned, exhibited, or used in any other way, except by written consent from PARSONS to the borrower.

NO.	DATE	BY	CHKD	ENGR	PROJ	DESCRIPTION
1	2-28-97	J. G.				GENERAL REVISIONS

ISSUED FOR CONSTRUCTION		
DRAWN	M. M.	11-15-96
CHECKED	J. C. L.	7-24-96
ENGINEER	K. C. R.	10-25-96
PROJ	T. D. M.	11-15-96



PARSONS
 100 WEST WALNUT STREET
 PASADENA, CALIFORNIA

LIGO
 CALIFORNIA INSTITUTE OF TECHNOLOGY
 MASSACHUSETTS INSTITUTE OF TECHNOLOGY

LASER INTERFEROMETER
 GRAVITATIONAL-WAVE OBSERVATORY
 SITE NO. 2 - LIVINGSTON, LOUISIANA

TITLE	SCALE	CONTRACT NUMBER	PROJECT NUMBER
ELECTRICAL END STATION B LIGHTING, COMMUNICATIONS & FIRE DETECTION PLAN	NONE	PP150969	8094
SHEET NUMBER		REVISIONS	
LA-E-211			