

PANEL 175RP_1		LOCATION RM 175										VOLTS 208Y/120V				
FED FROM	CKT #	MOUNTING RECESSED										MAIN				
		PHASE 3	WIRE 4	FEEDER				BUS 100								
CKT	LOAD SERVED	SLOT	POLES	WIRE SIZE	BKR	VOLT AMPS	PHASE LOAD (VA)			VOLT AMPS	BKR	WIRE SIZE	POLES	SLOT	LOAD SERVED	CKT
							A	B	C							
1	MISC RM 175	1	3		30					20		1	2	MISC RM 175	2	
		3								20		1	4	MISC RM 175	4	
		5								20		1	6	MISC RM 175	6	
7	MISC RM 175	7	3		30					20		1	8	MISC RM 175	8	
		9								20		1	10	MISC RM 175	10	
		11								20		1	12	MISC RM 175	12	
13	MISC RM 175	13	1		20								14	SPACE	14	
15	MISC RM 175	15	1		20								16	SPACE	16	
17	MISC RM 175	17	1		20								18	SPACE	18	
19	SPACE	19											20	SPACE	20	
21	SPACE	21											22	SPACE	22	
23	SPACE	23											24	SPACE	24	
25	SPACE	25											26	SPACE	26	
27	SPACE	27											28	SPACE	28	
29	SPACE	29											30	SPACE	30	
TOTAL																
TOTAL CONNECTED LOAD (VA)																
(AMPS)																
* WITH ISOLATED 200% NEUTRAL BUS																




PANEL 175RP_2		LOCATION RM 175										VOLTS 208Y/120V				
FED FROM	CKT #	MOUNTING RECESSED										MAIN				
		PHASE 3	WIRE 4	FEEDER				BUS 100								
CKT	LOAD SERVED	SLOT	POLES	WIRE SIZE	BKR	VOLT AMPS	PHASE LOAD (VA)			VOLT AMPS	BKR	WIRE SIZE	POLES	SLOT	LOAD SERVED	CKT
							A	B	C							
1	MISC RM 175	1	3		30					20		1	2	MISC RM 175	2	
		3								20		1	4	MISC RM 175	4	
		5								20		1	6	MISC RM 175	6	
7	MISC RM 175	7	3		30					20		1	8	MISC RM 175	8	
		9								20		1	10	MISC RM 175	10	
		11								20		1	12	MISC RM 175	12	
13	MISC RM 175	13	1		20								14	SPACE	14	
15	MISC RM 175	15	1		20								16	SPACE	16	
17	MISC RM 175	17	1		20								18	SPACE	18	
19	SPACE	19											20	SPACE	20	
21	SPACE	21											22	SPACE	22	
23	SPACE	23											24	SPACE	24	
25	SPACE	25											26	SPACE	26	
27	SPACE	27											28	SPACE	28	
29	SPACE	29											30	SPACE	30	
TOTAL																
TOTAL CONNECTED LOAD (VA)																
(AMPS)																
* WITH ISOLATED 200% NEUTRAL BUS																

not be reproduced, copied, loaned, exhibited, or used in any other way, except by written consent from PARSONS to the borrower.

This document and the design it covers are the property of PARSONS. They are loaned only with the borrower's expressed written agreement that they will

DRAWING NO.	DESCRIPTION	NO.	DATE	BY	CHKD	ENGR	PROJ	DESCRIPTION

ISSUED FOR CONSTRUCTION
 DRAWN M.M. 11-15-96
 CHECKED VCL 7-24-96
 ENGINEER KCE 10-28-96
 PROJ ESQAA 11/15/96



LASER INTERFEROMETER GRAVITATIONAL-WAVE OBSERVATORY SITE NO.2 - LIVINGSTON, LOUISIANA

TITLE	ELECTRICAL CORNER STATION LVEA OSB PANEL SCHEDULES	SCALE	NONE	CONTRACT NUMBER	PP150969	PROJECT NUMBER	8094
SHEET NUMBER	LA-E-122	REVISIONS					