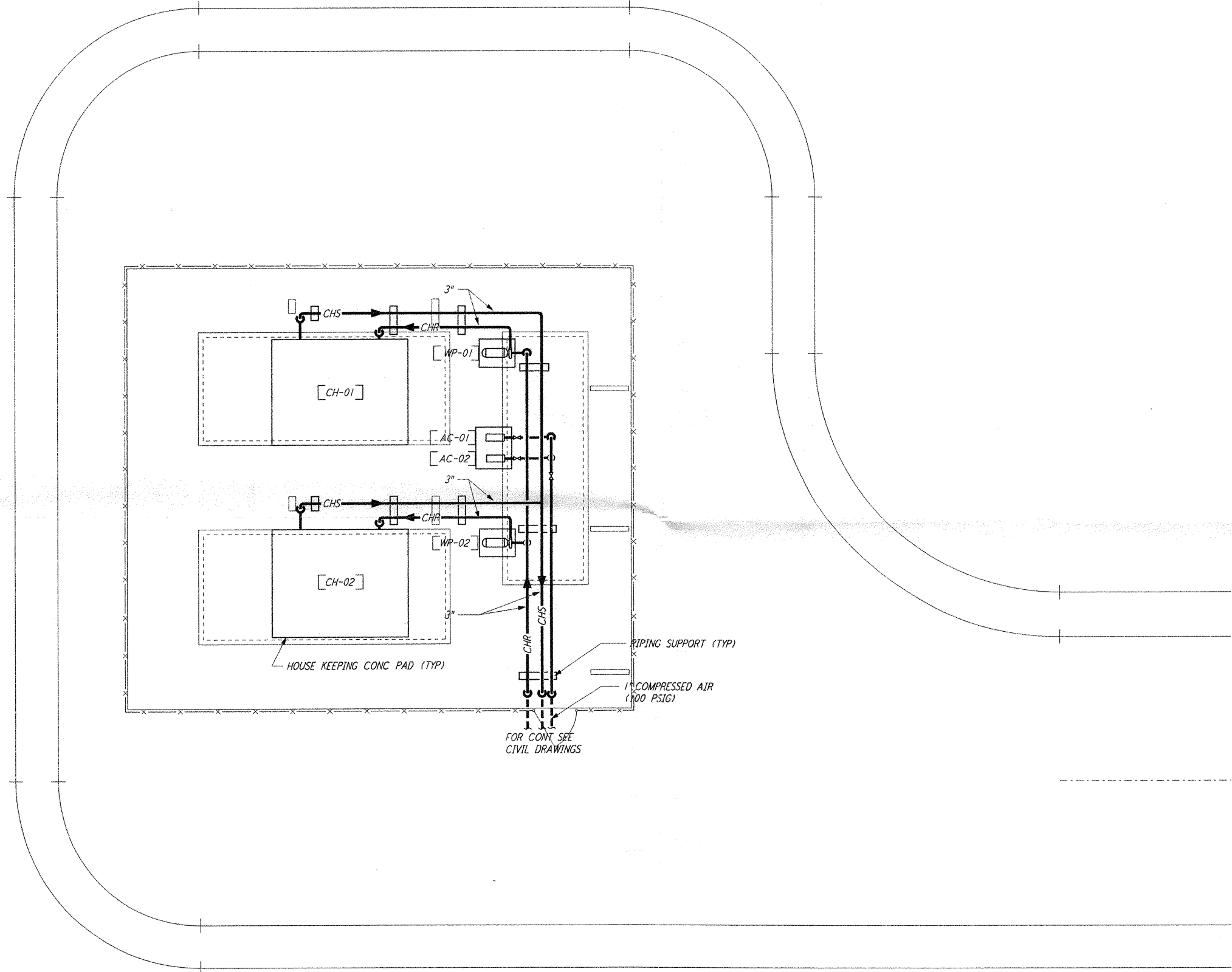
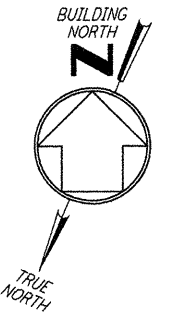


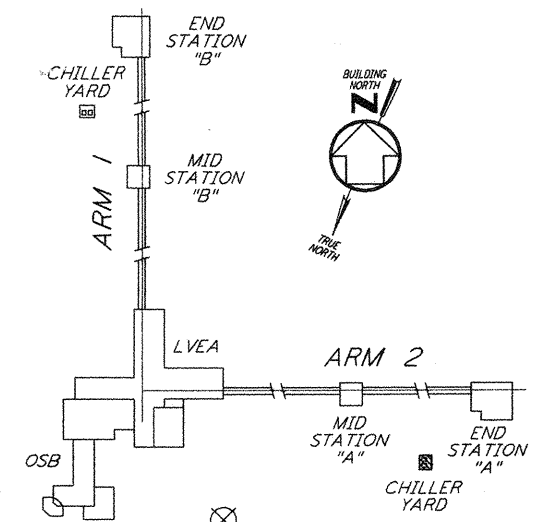
NOTES:

1. FOR LEGEND, ABBREVIATIONS AND GENERAL NOTES SEE SHEET LA-H-001 AND LA-H-002.
2. MAINTAIN 6'-8" CLEAR HEIGHT UNDER PIPES, FOR PIPE SUPPORT DETAILS SEE STRUCTURAL DRAWING WA-5-407.
3. PROVIDE FLOOR MOUNTED ELBOW SUPPORT AT THE PUMP SUCTION. CONTRACTOR MAY USE SUCTION DIFFUSER/STRAINER.
4. REFER TO SPECIFICATIONS FOR PIPE SUPPORT REQUIREMENTS.
5. SUPPORT PIPING TO ELIMINATE ANY LOADS TRANSMITTED FROM PIPING TO PUMPS AND CHILLERS.
6. FOR PIPING FLOW DIAGRAM SEE SHEET LA-H-221.
7. FOR CHILLERS AND PUMPS PIPING DETAILS SEE SHEETS LA-H-411 AND LA-H-412.
8. FOR EXACT LOCATION OF THE CHILLERS AND PUMPS SEE CIVIL DRAWINGS.
9. PROVIDE FLEX CONNECTIONS @ AIR COMPRESSOR DISCHARGE.

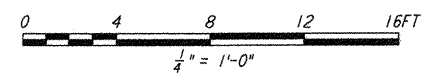


END STATION "A" CHILLER YARD PLAN

1/4" = 1'-0"



KEY PLAN



LIGO-D960984-02-0

LASER INTERFEROMETER
 GRAVITATIONAL-WAVE OBSERVATORY
 SITE NO. 2 - LIVINGSTON, LOUISIANA

TITLE	SCALE	CONTRACT NUMBER	PROJECT NUMBER
HVAC END STATION "A" CHILLER YARD PLAN	AS NOTED	PP150969	8094
SHEET NUMBER		REVISIONS	
LA - H - 213			

ISSUED FOR CONSTRUCTION
DRAWN CLP 11-15-96
CHECKED MN 10-25-96
ENGINEER AA 1-23-96
PROJ TDM 11-15-96

**AS-BUILT
 DRAWINGS**

PARSONS
 100 WEST WALNUT STREET
 PASADENA, CALIFORNIA

LIGO
 CALIFORNIA INSTITUTE OF TECHNOLOGY
 MASSACHUSETTS INSTITUTE OF TECHNOLOGY

REVISED	NO.	DATE	BY	CHKD	ENGR	PROJ	DESCRIPTION
	2	5-21-99	AO	AA	AA		ISSUED AS REVISED AS-BUILT
	1	8-7-98	DJB	AA	AA	MDW	ISSUED FOR AS-BUILT

This document and the design it covers are the property of PARSONS. They are loaned only with the borrower's expressed written agreement that they will not be reproduced, copied, loaned, exhibited, or used in any other way, except by written consent from PARSONS to the borrower.