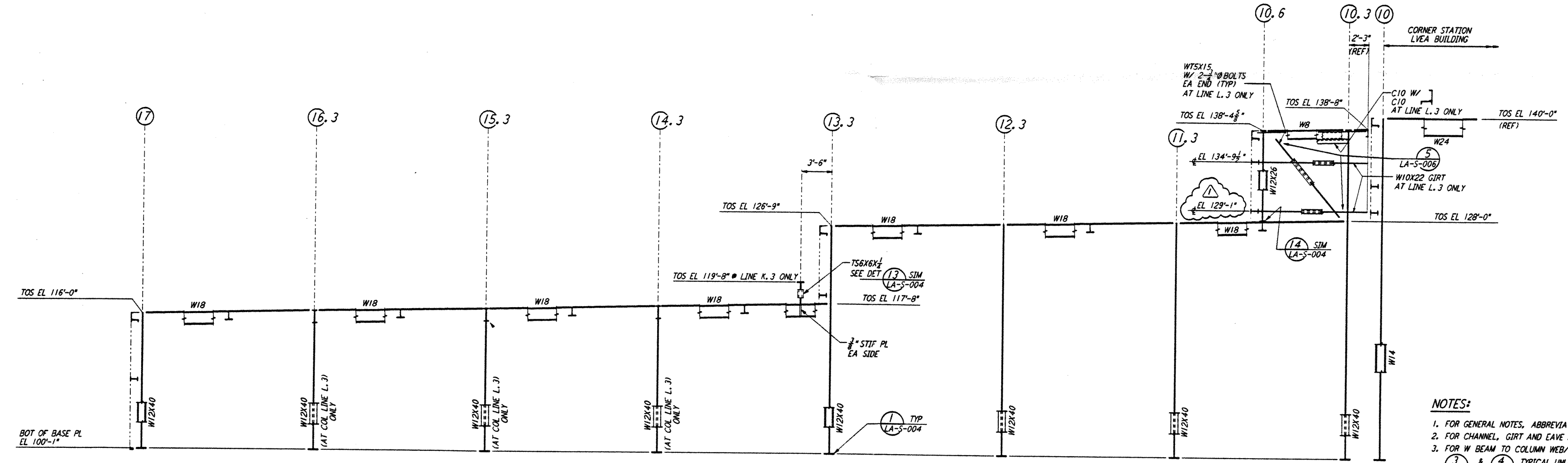
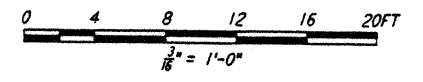


FRAMING ELEVATION AT COLUMN LINE J. 3
 $\frac{1}{8}'' = 1'-0''$



FRAMING ELEVATION AT COLUMN LINE K. 3 & L. 3
 $\frac{1}{8}'' = 1'-0''$

- NOTES:
- FOR GENERAL NOTES, ABBREVIATIONS AND SYMBOLS SEE DRAWING LA-S-001.
 - FOR CHANNEL, GIRT AND EAVE STRUT CONNECTION DETAILS SEE DRAWING LA-S-005.
 - FOR W BEAM TO COLUMN WEB/FLANGE CONNECTIONS, SEE DETAILS (6) & (7) TYPICAL UNLESS OTHERWISE NOTED.
 - FOR BASE ANGLE (LSX3) CONNECTIONS, SEE SECTION (A) LA-S-003.
 - FOR VERT BRGC CONNECTIONS SEE (2) LA-S-006, (3) LA-S-006, (4) LA-S-007, (5) LA-S-007 TYP UON.




LIGO-D960933-01-0

not be reproduced, copied, loaned, exhibited, or used in any other way, except by written consent from PARSONS to the borrower.

This document and the design it covers are the property of PARSONS. They are loaned only with the borrower's expressed written agreement that they will

NO.	DATE	BY	CHKD	ENGR	PROJ	DESCRIPTION
1	2-28-97	AM	A.B	AK		REV GIRT EL AT ELEV LN K. 3 & L. 3

ISSUED FOR CONSTRUCTION	DATE	BY
DRAWN	MCS	11-15-96
CHECKED	DDM	11-15-96
ENGINEER	BP	11-15-96
PROJ	TDM	11-15-96



PARSONS
 100 WEST WALNUT STREET
 PASADENA, CALIFORNIA

LIGO
 CALIFORNIA INSTITUTE OF TECHNOLOGY
 MASSACHUSETTS INSTITUTE OF TECHNOLOGY

LASER INTERFEROMETER
 GRAVITATIONAL-WAVE OBSERVATORY
 SITE NO. 2 - LIVINGSTON, LOUISIANA

STRUCTURAL
 CORNER STATION
 OSB FRAMING ELEVATIONS
 SHEET 1

AS NOTED PPI50969 8094
LA-S-117