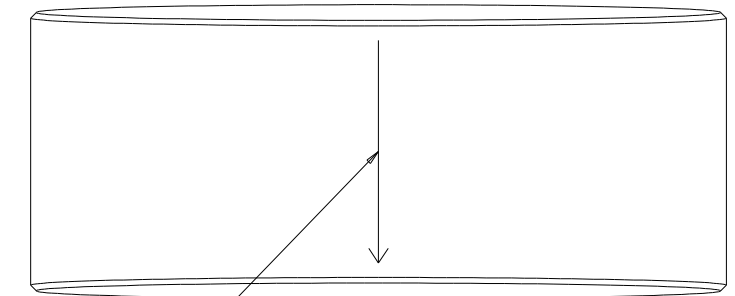
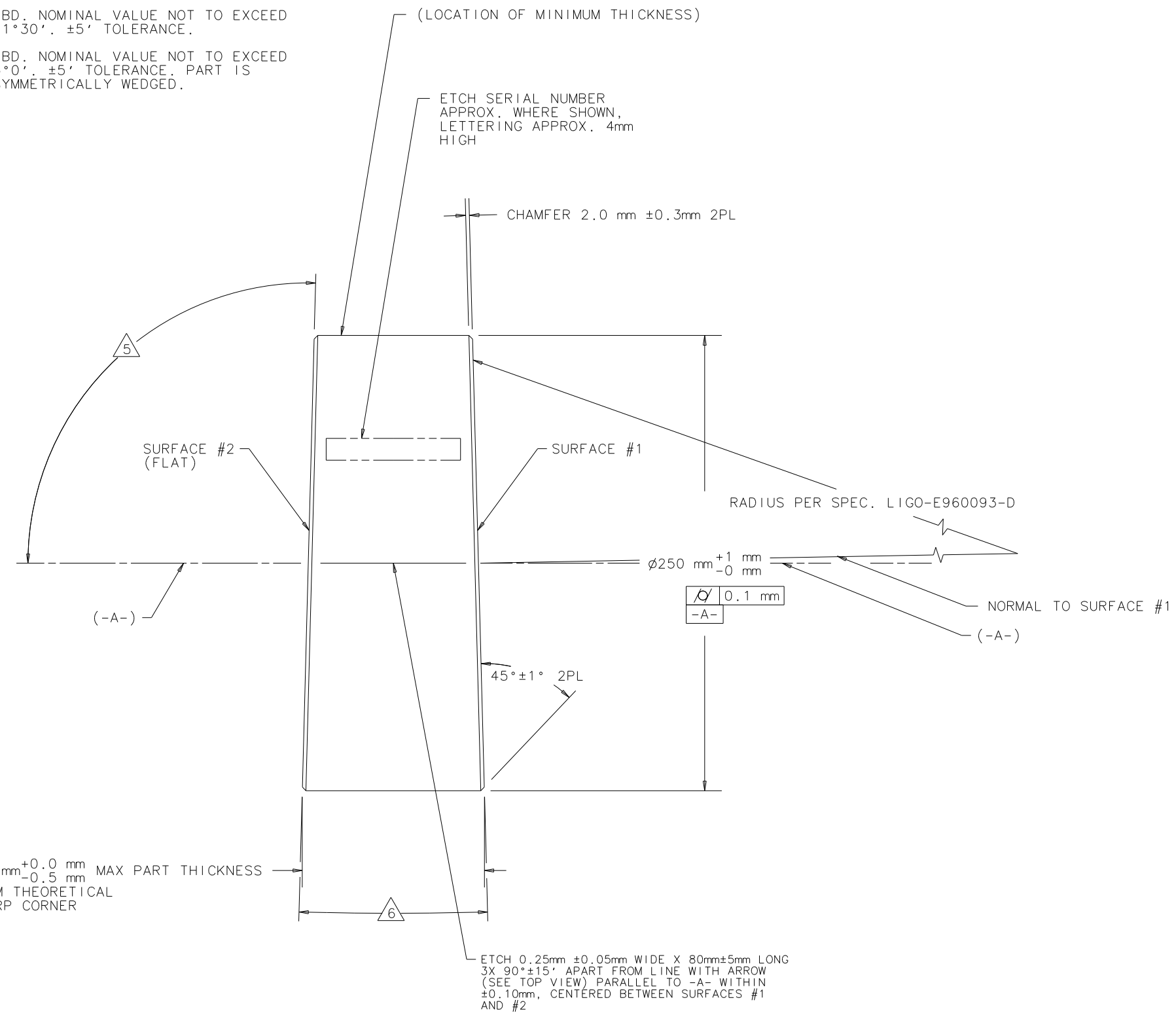
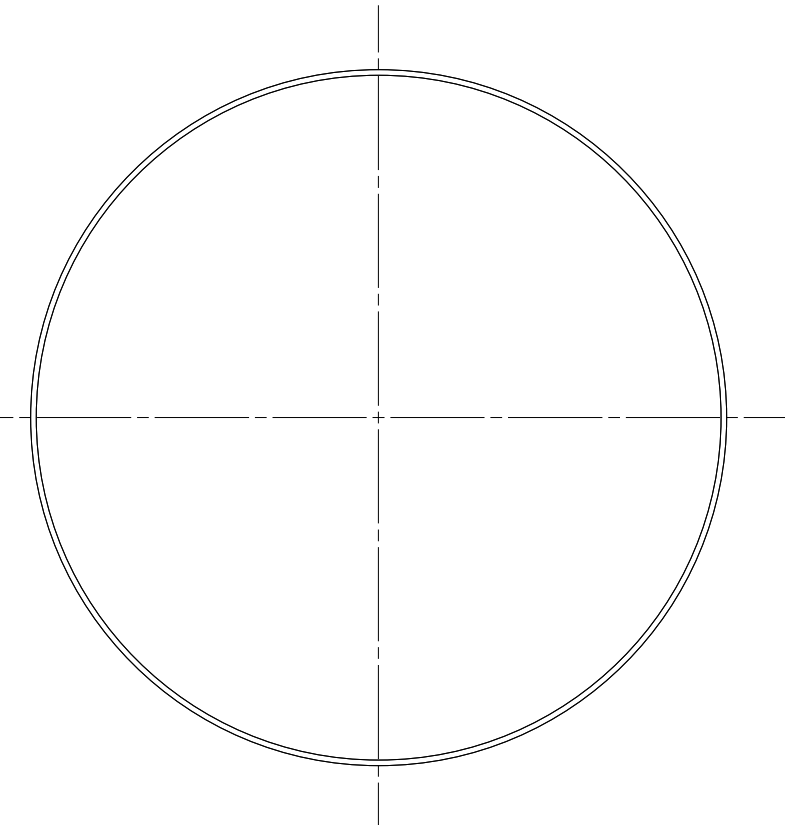


REV	DATE	DRAWN BY	CHECKED	DCC	DCN/DESCRIPTION
A	9-8-96	C CONLEY			E960113/INITIAL RELEASE

- NOTES: (UNLESS OTHERWISE SPECIFIED)
- ALL DIMENSIONS ARE IN MILLIMETERS AND DEGREES-MINUTES.
 - DRAWING TO BE INTERPRETED PER ANSI Y14.5M-1982.
 - POLISH ALL FACES, EDGES AND CHAMFERS PER LIGO-E960093-D.
 - REGISTRATION MARK IS LOCATED COINCIDENT WITH THE REGISTRATION MARK DRAWN ON THE BLANK $\pm 1\text{mm}$.
 - TBD. NOMINAL VALUE NOT TO EXCEED $91^{\circ}30'$. $\pm 5'$ TOLERANCE.
 - TBD. NOMINAL VALUE NOT TO EXCEED $3^{\circ}0'$. $\pm 5'$ TOLERANCE. PART IS SYMMETRICALLY WEDGED.



ETCH 0.25mm $\pm 0.05\text{mm}$ WIDE X 80mm $\pm 5\text{mm}$ LONG LINE WITH ARROW POINTING TOWARD SURFACE #1, PARALLEL TO -A- WITHIN $\pm 0.10\text{mm}$, CENTERED BETWEEN SURFACES #1 AND #2, AND AT LOCATION OF MINIMUM PART THICKNESS $\pm 0^{\circ}15'$.



DRWN	C CONLEY	DATE	9-8-96	CALIFORNIA INSTITUTE OF TECHNOLOGY MASSACHUSETTS INSTITUTE OF TECHNOLOGY		LIGO PROJECT	
CHKD				CAD FILE: D960803-A_substrate_ITM_2k.asc			
ENGR				MATERIAL: FUSED SILICA PER LIGO-E960095-D			
APPD							
DO NOT SCALE DRAWING				SCALE: NTS	SIZE	DRAWING NUMBER	SHEET
				B	D960803-A-D	1	OF 1