DATE: 09/11/98 TIME: 12:43:34
DESIGN FILE: I:\ligo\site1\st\bts101.dgz

ABBREVIATIONS

AB	ANCHOR BOLT
ACI	AMERICAN CONCRETE INSTITUTE
AISC	AMERICAN INSTITUTE OF STEEL CONSTRUCTION
APPROX	APPROXIMATE
ARCH	ARCHITECTURAL
ASTM	AMERICAN SOCIETY FOR TESTING AND MATERIALS
AWS	AMERICAN WELDING SOCIETY
B/B	BACK TO BACK
B/P	BASE PLATE
BM	BEAM
BOF	BOTTOM OF FOOTING
BOS	BOTTOM OF STEEL
BRCG	BRACING
BTE	BEAM TUBE ENCLOSURE
C	CAMBER
CC OR C/C	CENTER TO CENTER
CG	CENTER OF GRAVITY
CJ	CONSTRUCTION JOINT
CLG	CEILING
CLR	CLEAR
CMU	CONCRETE MASONRY UNIT
COL	COLUMN
CONC	CONCRETE
CONT	CONTINUOUS
CU	CUBIC
DET	DETAIL
DIAG	DIAGONAL
DIM	DIMENSION
DL	DEAD LOAD
DO	DITTO
DWG	DRAWING
DWL	DOWEL
EA	EACH
EF	EACH FACE
EL	ELEVATION
ENCL	ENCLOSURE
ENGR	ENGINEER
EQ	EQUAL
EQUIP	EQUIPMENT
ETC	ETCETERA
EW	EACH WAY
EXIST	EXISTING
FD	FLOOR DRAIN
FDN	FOUNDATION
FIN	FINISH
FLR	FLOOR
FLSHG	FLASHING
FOC	FACE OF CONCRETE
FRMG	FRAMING
FS	FAR SIDE
FT	FOOT, FEET
FTG	FOOTING
GA	GAUGE
GALV	GALVANIZED
GR	GRADE
HORIZ	HORIZONTAL
HP	HIGH POINT
HR	HANDRAIL
HSB	HIGH STRENGTH BOLT
ID	INSIDE DIAMETER
IN	INCH
INFO	INFORMATION
INSUL	INSULATION
JST	JOIST
JT	JOINT
LB	POUND
LG	LENGTH
LL	LIVE LOAD
LLH	LONG LEG HORIZONTAL
LLV	LONG LEG VERTICAL
LWC	LIGHT WEIGHT CONCRETE
MAX	MAXIMUM
MB	MACHINE BOLT
MECH	MECHANICAL
MEZZ	MEZZANINE
MFR	MANUFACTURER
MIN	MINIMUM
MISC	MISCELLANEOUS
MPH	MILES PER HOUR
NIC	NOT IN CONTRACT
NS	NEAR SIDE
NTS	NOT TO SCALE
OC	ON CENTER
OD	OUTSIDE DIAMETER
OH	OPPOSITE HAND
OPNG	OPENING
OPP	OPPOSITE
OTO	OUT TO OUT
PCF	POUNDS PER CUBIC FOOT
PL	PLATE
PSF	POUNDS PER SQUARE FOOT
PSI	POUNDS PER SQUARE INCH
PT	POINT
R	RADIUS
RD	ROOF DRAIN
REF	REFERENCE
REINF OR BARS	REINFORCING STEEL
REQD	REQUIRED
REV	REVISE OR REVISION
SCHED	SCHEDULE
SECT	SECTION
SHT	SHEET
SIM	SIMILAR
SLV	SHORT LEG VERTICAL
SPA	SPACED
ST STL	STAINLESS STEEL
STD	STANDARD
STIF	STIFFENER
SYM	SYMMETRICAL
T&B	TOP AND BOTTOM
THK	THICKNESS
TOC	TOP OF CONCRETE
TOF	TOP OF FOOTING
TOS	TOP OF STEEL
TOW	TOP OF WALL
TYP	TYPICAL
UON	UNLESS OTHERWISE NOTED
VE	VACUUM EQUIPMENT
VERT	VERTICAL
W/	WITH
WP	WATER PROOF
WP	WORKING POINT
WS	WELDED STUD
WT	WEIGHT
WWF	WELDED WIRE FABRIC
WWM	WELDED WIRE MESH

SYMBOLS

L	ANGLE
C	CHANNEL
PL	PLATE
℄	CENTER LINE
Ø	DIAMETER or ROUND
◆	WORK POINT OR ELEV BENCH MARK
△	DELTA
⌑	SQUARE FEET
#	NUMBER or POUND
&	AND
@	AT

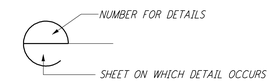

DETAIL

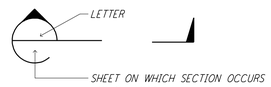

SECTION

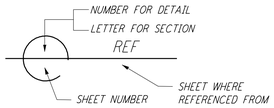

DET/SECT CROSS REF

TYPE A

BEAM TUBE ENCLOSURE DESIGNATION

REVISION

GENERAL NOTES

GENERAL

1. ALL WORKMANSHIP AND MATERIALS SHALL CONFORM TO THE PROJECT SPECIFICATIONS.
2. THE CONTRACTOR SHALL VERIFY ALL DIMENSIONS AND CONDITIONS AFFECTING THE WORK AND SHALL NOTIFY THE CONSTRUCTION MANAGER OF ANY DISCREPANCY WITH THE INFORMATION SHOWN ON THE DRAWINGS PRIOR TO PROCEEDING WITH THE WORK.
3. FOR TOP OF CONCRETE SLAB FOR BEAM TUBE ENCLOSURE SEE CIVIL DRAWINGS.
4. INSTALLATION AND SEALING OF BEAM TUBE ENCLOSURE SEGMENTS ARE INCLUDED IN THIS CONTRACT.
5. INSTALLATION OF DOORS ARE INCLUDED IN THIS CONTRACT.

STRUCTURAL AND MISC METAL WORKS

1. STRUCTURAL AND MISCELLANEOUS STEEL SHALL CONFORM TO ASTM A36.
2. ALL WELDING AND ELECTRODES SHALL CONFORM TO THE REQUIREMENTS OF AWS D1.1 STRUCTURAL WELDING CODE.
3. FIELD WELDING SHALL BE PERFORMED BY CERTIFIED WELDERS AND CONTRACTOR SHALL NOTIFY THE CONSTRUCTION MANAGER PRIOR TO WELDING.

DRAWING INDEX

BT-S-101	GENERAL NOTES, ABBREVIATIONS & LEGEND
BT-S-102	KEY PLAN OF BEAM TUBE ENCLOSURE & PARTIAL ENLARGED PLAN
BT-S-102A	KEY PLAN OF BEAM TUBE ENCLOSURE & PARTIAL ENLARGED PLAN
BT-S-103	BEAM TUBE ENCLOSURE PLANS, SECTIONS & DETAILS

MATERIALS LEGEND

CONCRETE	
GRAVEL	
—x—x—x—	WELDED WIRE FABRIC
	EARTH
	STRUCTURAL BACKFILL

This document and the design it covers are the property of **PARSONS**. They are loaned only with the borrower's expressed written agreement that they will not be reproduced, copied, loaned, exhibited, or used in any other way, except by written consent from **PARSONS** to the borrower.

LIGO-D960780-00-O

REFERENCES		REVISIONS						
DRAWING NO.	DESCRIPTION	NO.	DATE	BY	CHKD	ENGR	PROJ	DESCRIPTION

ISSUED FOR CONSTRUCTION		
DRAWN	MCS	6-24-96
CHECKED		
ENGINEER		
PROJ		

PARSONS
100 WEST WALNUT STREET
PASADENA, CALIFORNIA

LIGO
CALIFORNIA INSTITUTE OF TECHNOLOGY
MASSACHUSETTS INSTITUTE OF TECHNOLOGY

LASER INTERFEROMETER
GRAVITATIONAL-WAVE OBSERVATORY
BTE INSTALLATION - HANFORD, WA

TITLE	SCALE	CONTRACT NUMBER	PROJECT NUMBER
STRUCTURAL GENERAL NOTES, ABBREVIATIONS & LEGEND	NONE	PP150969	8094
	SHEET NUMBER: BT-S-101		REVISIONS: 0

Fri Sep 11 12:43:08 1998 c:\plot\apcf\S3-30.apcf N:\DUEUES\E30B2\ST101.PRF
LIGOBTIF.BDR