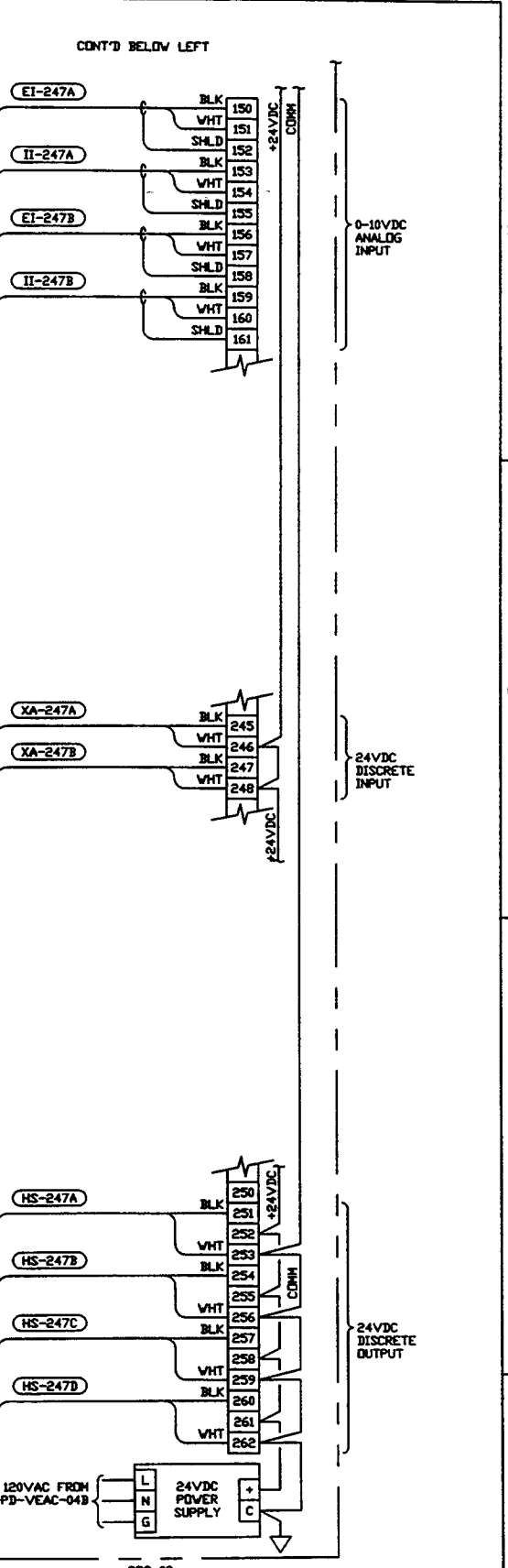
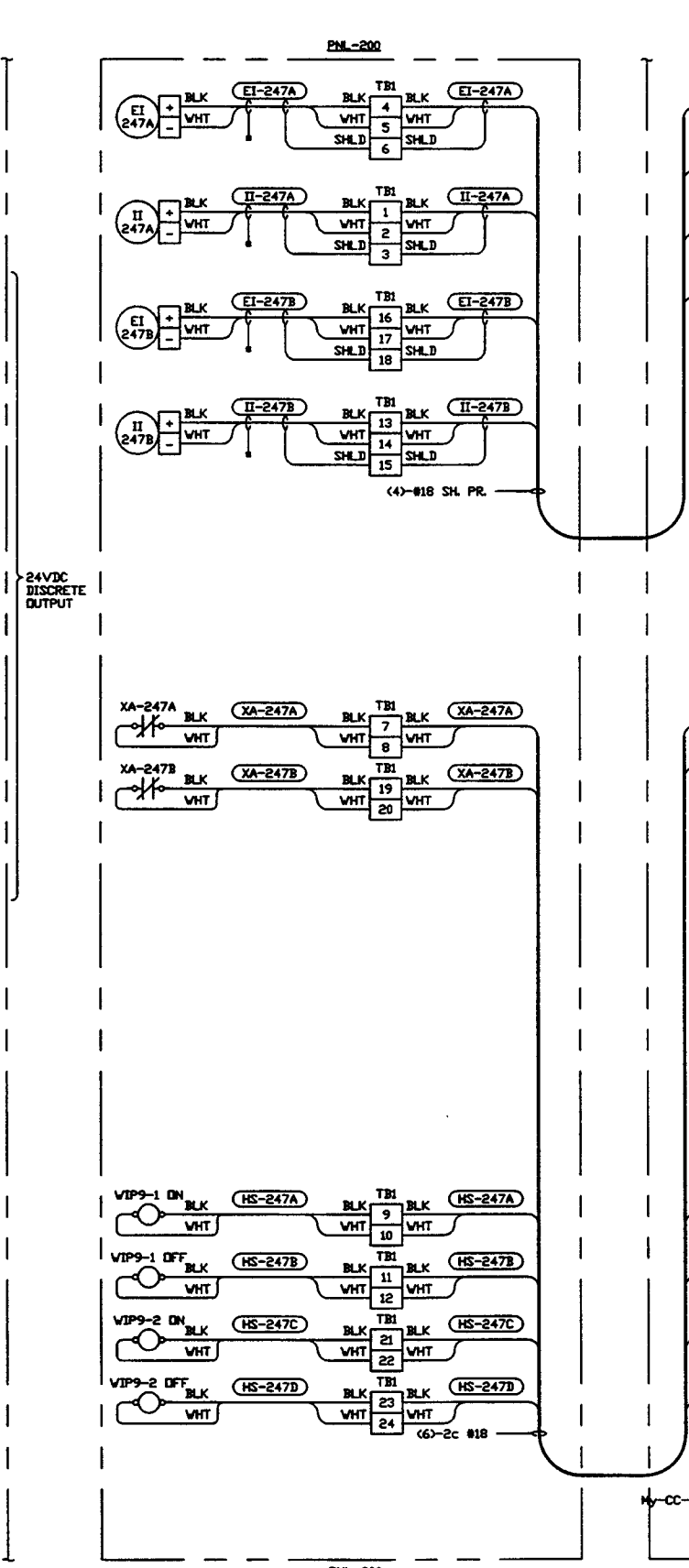
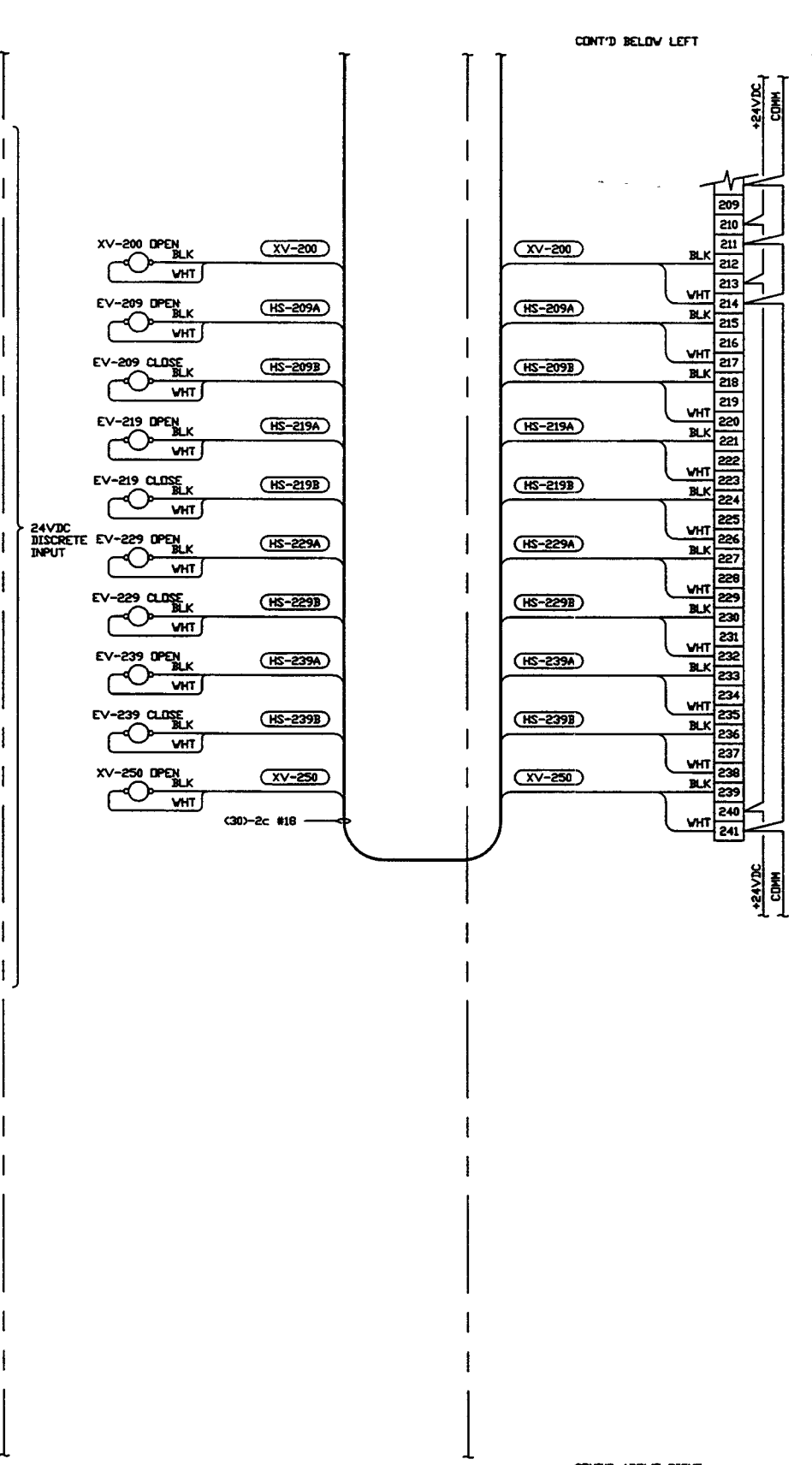
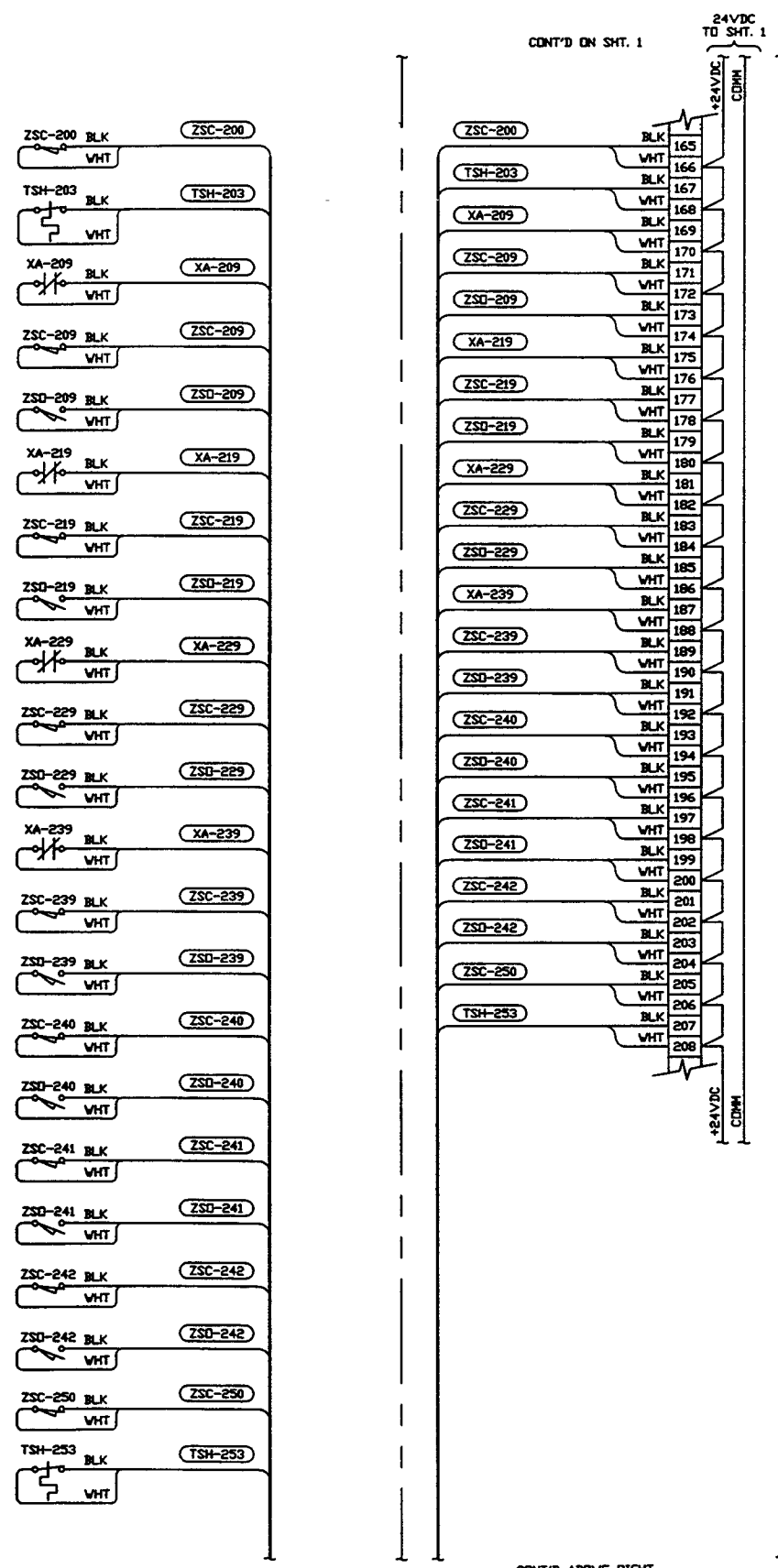


- NOTES:**
- 1) FOR PSI DWG. LIST & LEGEND SEE PSI DWG. #V049-3-001 SHT. 1
 - 2) FOR LIST OF CIVIL CONTRACTOR REFERENCE DWGS. WITH CURRENT REVISIONS SEE PSI DWG. V049-3-001 SHT. 2
 - 3) COLD CATHODE POWER SWITCHING BY OTHERS.
 - 4) LIMIT SWITCHES ON VALVES ARE SHOWN WHEN VALVE IS IN THE CLOSED POSITION.

<p>PROPRIETARY AND CONFIDENTIAL</p> <p>THIS DOCUMENT CONTAINS PROPRIETARY INFORMATION BELONGING TO PROCESS SYSTEMS INTERNATIONAL, INC. OR ITS AFFILIATED COMPANIES AND SHALL BE USED ONLY FOR THE PURPOSE FOR WHICH IT WAS SUPPLIED. IT SHALL NOT BE COPIED, REPRODUCED OR OTHERWISE USED, NOR SHALL SUCH INFORMATION BE FURNISHED IN WHOLE OR IN PART TO OTHERS EXCEPT IN ACCORDANCE WITH THE TERMS OF ANY AGREEMENT UNDER WHICH IT WAS SUPPLIED OR WITH THE PRIOR WRITTEN CONSENT OF PROCESS SYSTEMS INTERNATIONAL, INC. AND SHALL BE RETURNED UPON REQUEST.</p>		<p>UNLESS OTHERWISE SPECIFIED DIMENSIONS ARE IN INCHES</p> <p>TOLERANCES FRACTIONS & ANGULARS 1/16" - 3/16" 1/32" ± .001</p> <p>2 PLACE DECIMAL & 35 THREE PLACE DECIMAL & 45 FINISHED SURFACE DIM. BREAK CORNERS IN OUT. REMOVE ALL BURRS</p>		<p>2 ISSUE FOR CONSTRUCTION</p> <p>1 ISSUE FOR FOR UPDATE & BID</p> <p>0 ISSUE FOR FOR</p>		<p>DO NOT SCALE THIS DRAWING</p> <p>USED ON: _____</p> <p>NEXT ASSY: _____</p>		<p>ISSUE DESCRIPTION</p> <p>REV: _____</p> <p>DESCRIPTION: _____</p>		<p>SCALE: NONE</p> <p>SHEET: 1 OF 2</p>	
<p>THIS DOCUMENT CONTAINS PROPRIETARY INFORMATION BELONGING TO PROCESS SYSTEMS INTERNATIONAL, INC. OR ITS AFFILIATED COMPANIES AND SHALL BE USED ONLY FOR THE PURPOSE FOR WHICH IT WAS SUPPLIED. IT SHALL NOT BE COPIED, REPRODUCED OR OTHERWISE USED, NOR SHALL SUCH INFORMATION BE FURNISHED IN WHOLE OR IN PART TO OTHERS EXCEPT IN ACCORDANCE WITH THE TERMS OF ANY AGREEMENT UNDER WHICH IT WAS SUPPLIED OR WITH THE PRIOR WRITTEN CONSENT OF PROCESS SYSTEMS INTERNATIONAL, INC. AND SHALL BE RETURNED UPON REQUEST.</p>		<p>UNLESS OTHERWISE SPECIFIED DIMENSIONS ARE IN INCHES</p> <p>TOLERANCES FRACTIONS & ANGULARS 1/16" - 3/16" 1/32" ± .001</p> <p>2 PLACE DECIMAL & 35 THREE PLACE DECIMAL & 45 FINISHED SURFACE DIM. BREAK CORNERS IN OUT. REMOVE ALL BURRS</p>		<p>2 ISSUE FOR CONSTRUCTION</p> <p>1 ISSUE FOR FOR UPDATE & BID</p> <p>0 ISSUE FOR FOR</p>		<p>DO NOT SCALE THIS DRAWING</p> <p>USED ON: _____</p> <p>NEXT ASSY: _____</p>		<p>ISSUE DESCRIPTION</p> <p>REV: _____</p> <p>DESCRIPTION: _____</p>		<p>SCALE: NONE</p> <p>SHEET: 1 OF 2</p>	



SEE SHEET 1 FOR REVISIONS

PROCESS SYSTEMS INTERNATIONAL, INC.
20 WALKUP DR. WESTBOROUGH, MASSACHUSETTS 01581 USA

CDS INTERFACE DIAGRAM
LIGD VACUUM EQUIPMENT
WASHINGTON SITE
LEFT MID STATION

CAD FILE	SIZE	REV. NO.	REV.
V0493208\3208S2	D	V049-3-208	2
SCALE	SHEET	2 OF 2	
NONE	1		