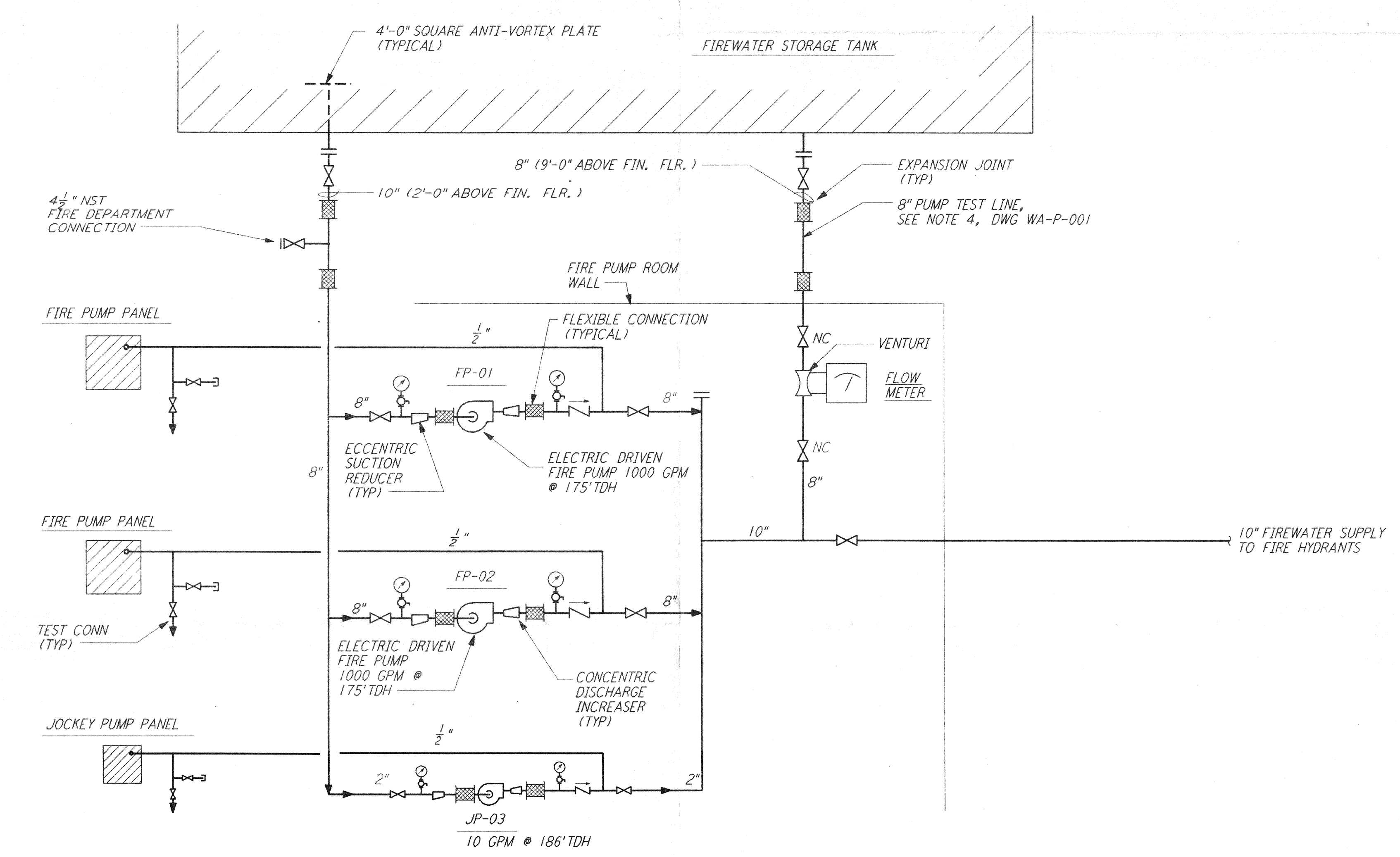
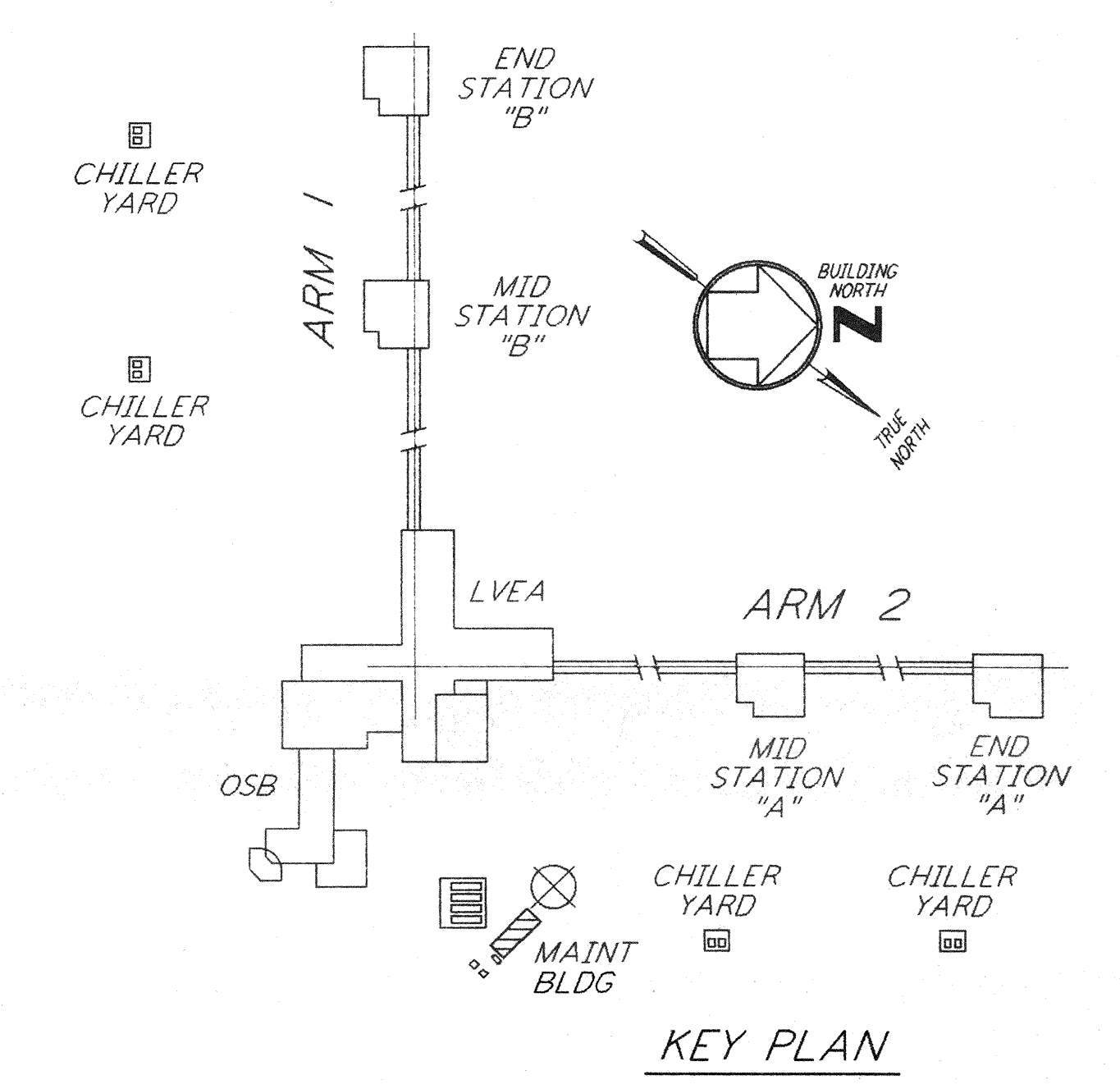


MAINTENANCE BLDG. FLOOR PLAN
 1/4" = 1'-0"

NOTE:
 1. ALL EXTERIOR PIPING SHALL BE HEAT TRACED AND INSULATED.



FIRE PUMP FLOW DIAGRAM
 SCALE: NTS




KEY PLAN
 1/4" = 1'-0"

This document and the design it covers are the property of PARSONS. They are loaned only with the borrower's expressed written agreement that they will not be reproduced, copied, loaned, exhibited, or used in any other way, except by written consent from PARSONS to the borrower.

NO.	DATE	BY	CHKD	ENGR	PROJ	DESCRIPTION

ISSUED FOR CONSTRUCTION	
DRAWN	DG 6-24-96
CHECKED	RAC 7-9-96
ENGINEER	7-9-96
PROJ	7/9/96



PARSONS
 100 WEST WALNUT STREET
 PASADENA, CALIFORNIA

LIGO
 CALIFORNIA INSTITUTE OF TECHNOLOGY
 MASSACHUSETTS INSTITUTE OF TECHNOLOGY

LASER INTERFEROMETER
 GRAVITATIONAL-WAVE OBSERVATORY
 SITE NO. 1 - HANFORD, WASHINGTON

TITLE	SCALE	CONTRACT NUMBER	PROJECT NUMBER
PLUMBING CORNER STATION MAINTENANCE BUILDING FLOOR PLAN & FLOW DIAGRAM	AS NOTED	PP150969	8094
SHEET NUMBER		REVISIONS	
WA-P-113			

LIGO-D960442-00-0 LIGOWAF3.BOP