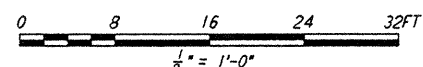
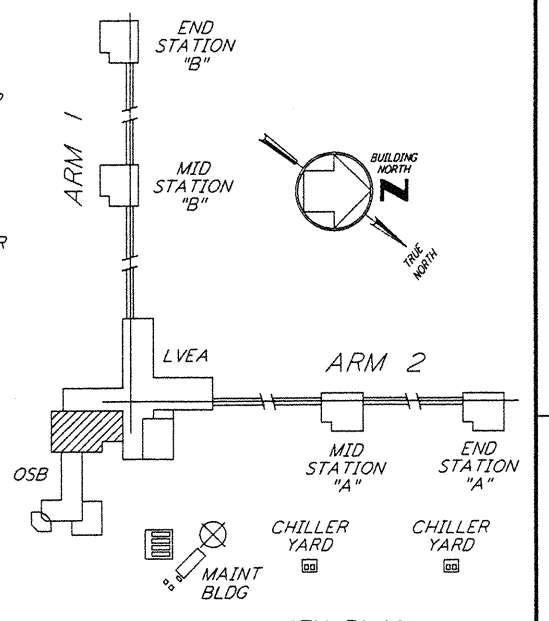
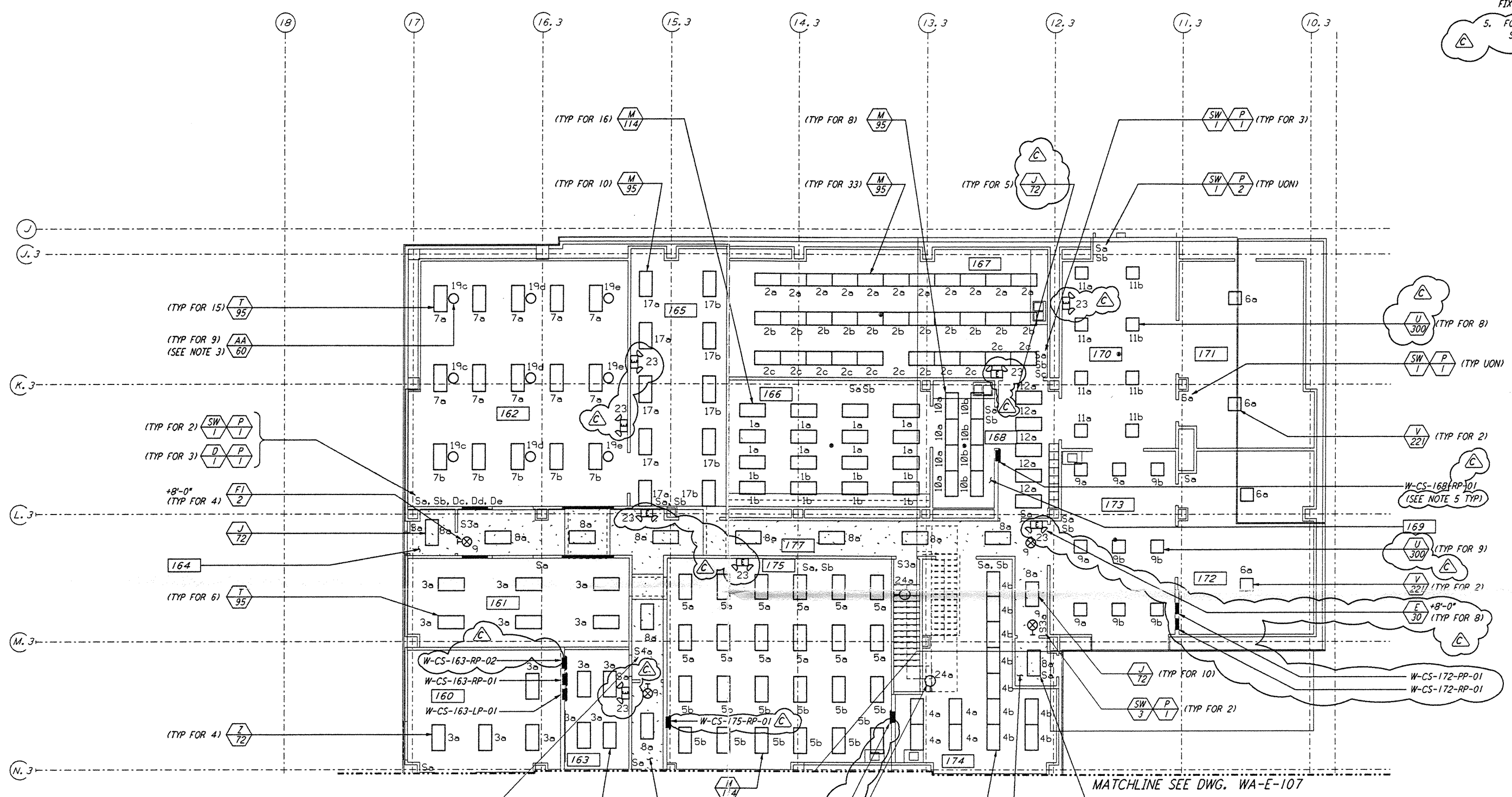


- NOTES:**
- FOR NOTES AND REFERENCE DRAWINGS SEE DWG. WA-E-107.
  - ALL CIRCUITS SHOWN ON THIS DRAWING ARE FROM PANEL W-CS-163-LP-01 UNLESS NOTED OTHERWISE.
  - CIRCUIT SHOWN FEEDING THESE LIGHTING FIXTURES IS FROM W-CS-163-RP-01.
  - CIRCUIT SHOWN FEEDING THESE LIGHTING FIXTURES IS FROM W-CS-168-RP-01.
  - FOR ALL PANEL FEEDER CONDUIT AND WIRE SIZES SEE SINGLE LINE DIAGRAM DWG WA-E-006.



This document and the design it covers are the property of PARSONS. They are loaned only with the borrower's expressed written agreement that they will not be reproduced, copied, loaned, exhibited, or used in any other way, except by written consent from PARSONS to the borrower.

NO.	DATE	BY	CHKD	ENGR	PROJ	DESCRIPTION
C	5-22-96	RAE	TMM	JSDM		BID ADDENDUM #2
B	4-19-96			TDM		FINAL DESIGN REVIEW & BID
A	10-31-95			TDM		PRELIMINARY DESIGN REVIEW

DRAWN	J. G.
CHECKED	
ENGINEER	
PROJ	

**PARSONS**  
 100 WEST WALNUT STREET  
 PASADENA, CALIFORNIA

**LIGO**  
 CALIFORNIA INSTITUTE OF TECHNOLOGY  
 MASSACHUSETTS INSTITUTE OF TECHNOLOGY

LASER INTERFEROMETER  
 GRAVITATIONAL-WAVE OBSERVATORY  
 SITE NO. 1 - HANFORD, WASHINGTON

ELECTRICAL CORNER  
 OSB LAB AREA  
 LIGHTING PLAN

AS NOTED PPI50969 8094

**WA-E-108**