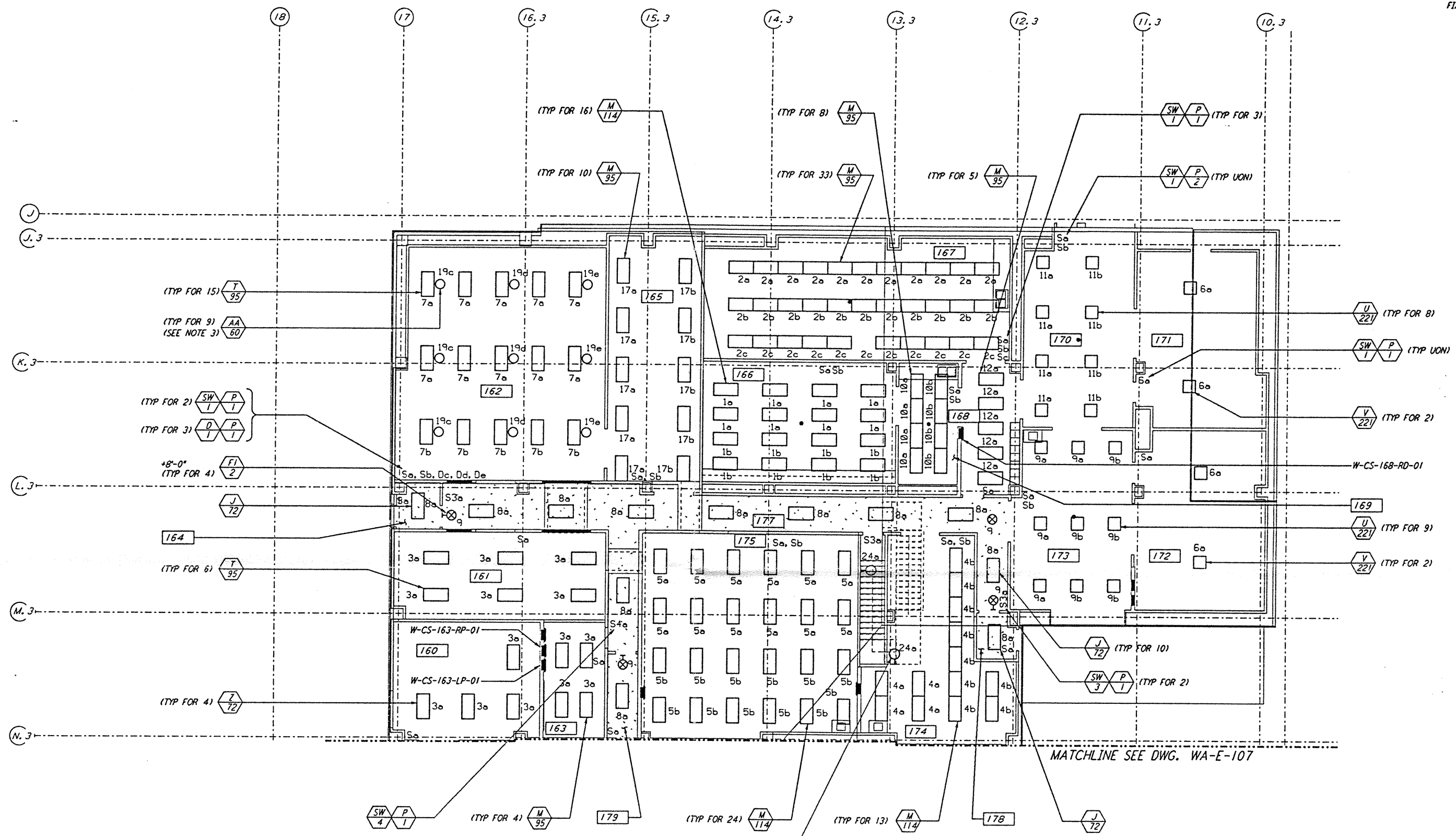
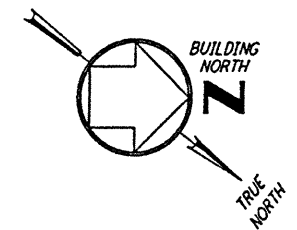
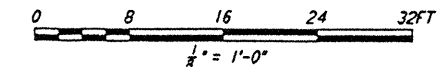
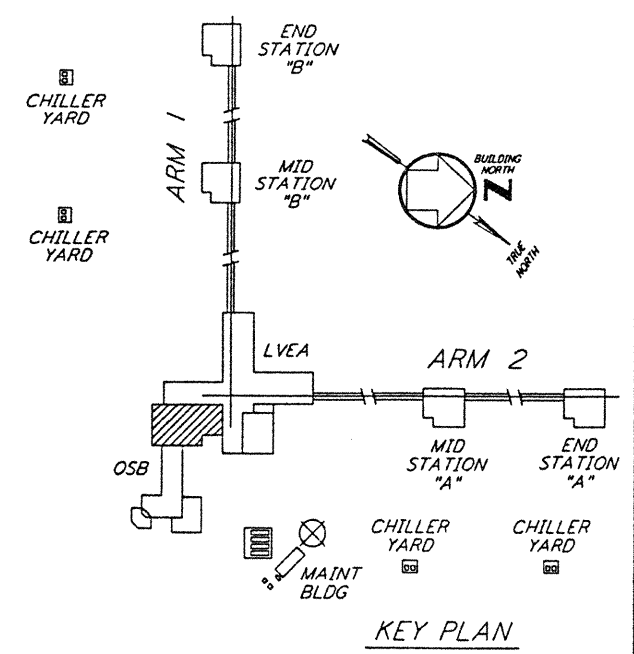


NOTES:

1. FOR NOTES AND REFERENCE DRAWINGS SEE DWG. WA-E-107.
2. ALL CIRCUITS SHOWN ON THIS DRAWING ARE FROM PANEL W-CS-163-LP-01 UNLESS NOTED OTHERWISE.
3. CIRCUIT SHOWN FEEDING THESE LIGHTING FIXTURES IS FROM W-CS-163-RP-01.
4. CIRCUIT SHOWN FEEDING THESE LIGHTING FIXTURES IS FROM W-CS-168-RP-01.



MATCHLINE SEE DWG. WA-E-107



not be reproduced, copied, loaned, exhibited, or used in any other way, except by written consent from PARSONS to the borrower.

This document and the design it covers are the property of PARSONS. They are loaned only with the borrower's expressed written agreement that they will

NO.	DATE	BY	CHKD	ENGR	PROJ	DESCRIPTION
B	4-19-96	J.G.	J.K.	T.M.	T.M.	FINAL DESIGN REVIEW & BID
A	10-31-95					PRELIMINARY DESIGN REVIEW

DRAWN	J. G.
CHECKED	
ENGINEER	
PROJ	

PARSONS
 100 WEST WALNUT STREET
 PASADENA, CALIFORNIA

LIGO
 CALIFORNIA INSTITUTE OF TECHNOLOGY
 MASSACHUSETTS INSTITUTE OF TECHNOLOGY

LASER INTERFEROMETER
 GRAVITATIONAL-WAVE OBSERVATORY
 SITE NO. 1 - HANFORD, WASHINGTON

TITLE: ELECTRICAL CORNER STATION OSB LAB AREA LIGHTING PLAN
 SHEET NUMBER: AS NOTED PPI50969 8094
WA-E-108

LIGO-D960397-B-A