

OSB FLOOR PLAN  
 1/8" = 1'-0"

NOTES:

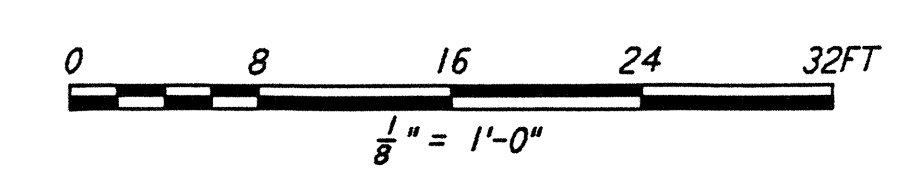
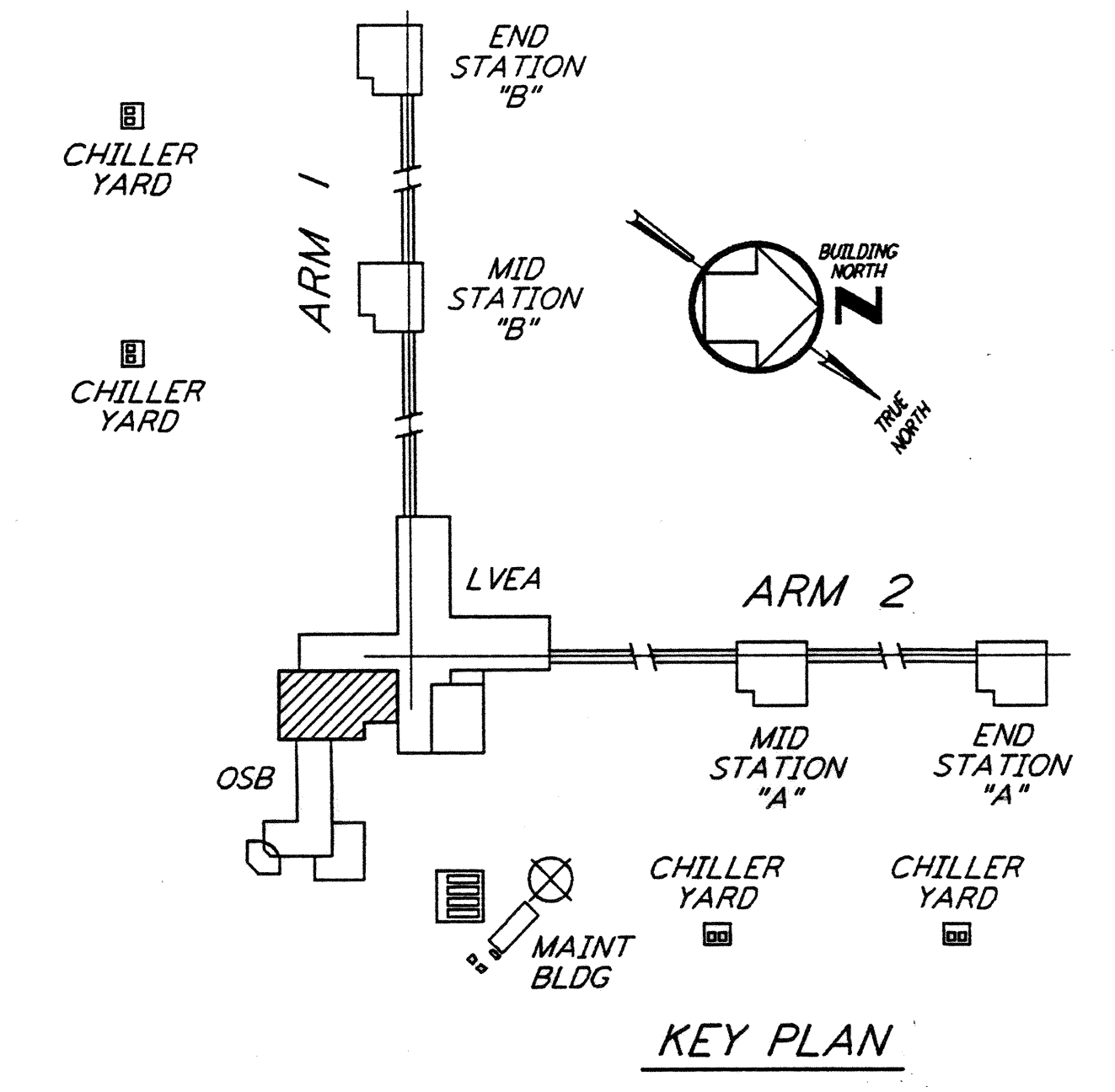
- FOR LEGEND, ABBREVIATIONS AND GENERAL NOTES SEE SHEETS WA-H-001 AND WA-H-002.
- ALL SUPPLY AIR DUCTS SHALL BE DOUBLE WALL WITH 1" RIGID INSULATION AND PERFORATED SHEET METAL LINER.
- RETURN AIR DUCTS SHALL BE DOUBLE WALL WITH 2" RIGID INSULATION AND PERFORATED SHEET METAL LINER.
- OUTSIDE AIR DUCTS AND INTAKE PLENUMS SHALL BE DOUBLE WALL WITH 2" INSULATION AND SHEET METAL JACKET.
- FUME HOOD EXHAUST DUCTS SHALL BE SINGLE WALL 304 STAINLESS STEEL. ALL WELDED. INSULATE DISCHARGE PLENUM UP TO THE EXHAUST FAN WITH 1" FIBERGLASS INSULATION & SHEET METAL JACKET.
- HF-1 (48"x24") SHALL BE 580 CFM EACH.
- HF-2 (24"x24") SHALL BE 290 CFM EACH.

VAV TERMINAL NUMBER	SIZE	CFM SETTING				TEMP SETTING	
		COLD		WARM		MIN	MAX
		MIN	MAX	MIN	MAX		
W-CS-171-DV-01	08	0	1160	0	1160	65	80
W-CS-172-DV-02	08	0	1160	0	1160	65	80
W-CS-173-DV-03	08	0	1160	0	1160	72	72
W-CS-170-DV-04	08	0	1160	0	1160	72	72
W-CS-167-DV-05	10	0	3480	0	3480	72	72
W-CS-167-DV-06	08	0	1160	0	1160	72	72
W-CS-166-DV-07	08	0	1160	0	1160	72	72
W-CS-165-DV-08	08	0	1160	0	1160	72	72
W-CS-164-DV-09	09	0	1740	0	1740	72	72
W-CS-164-DV-10	07	0	870	0	870	72	72
W-CS-162-DV-11	09	0	1740	0	1740	72	72
W-CS-161-DV-12	09	0	1740	0	1740	72	72
W-CS-174-DV-13	09	0	1740	0	1740	72	72
W-CS-175-DV-14	09	0	1740	0	1740	72	72
W-CS-175-DV-15	09	0	1740	0	1740	72	72
W-CS-175-DV-16	05	0	580	0	580	72	72
W-CS-175-DV-17	03	0	290	0	290	72	72

ALL VAV TERMINAL SHALL BE CONSTANT VOLUME, FACTORY PRESET

LEGEND:

- HF-1, HEPA FILTER OUTLET, 580 CFM, 48"x24" (TYP)
- HF-2, HEPA FILTER OUTLET, 290 CFM, 24"x24" (TYP)
- ROOM TEMPERATURE SENSOR/TRANSMITTER




LIGO-D960350-01-0

not be reproduced, copied, loaned, exhibited, or used in any other way, except by written consent from PARSONS to the borrower.

This document and the design it covers are the property of PARSONS. They are loaned only with the borrower's expressed written agreement that they will

NO.	DATE	BY	CHKD	ENGR	PROJ	DESCRIPTION
1	3-20-97	WNK	AA	AA	TDM	REVISED NOTE 3

ISSUED FOR CONSTRUCTION	CLP	6-24-96
CHECKED	MN	7-3-96
ENGINEER	AA	7-3-96
PROJ	MDW	7-8-96



100 WEST WALNUT STREET  
 PASADENA, CALIFORNIA



CALIFORNIA INSTITUTE OF TECHNOLOGY  
 MASSACHUSETTS INSTITUTE OF TECHNOLOGY

LASER INTERFEROMETER  
 GRAVITATIONAL-WAVE OBSERVATORY  
 SITE NO. 1 - HANFORD, WASHINGTON

HVAC  
 CORNER STATION  
 OSB FLOOR PLAN  
 SHEET 1

SCALE: AS NOTED  
 CONTRACT NUMBER: PPI50969  
 PROJECT NUMBER: 8094

WA-H-113