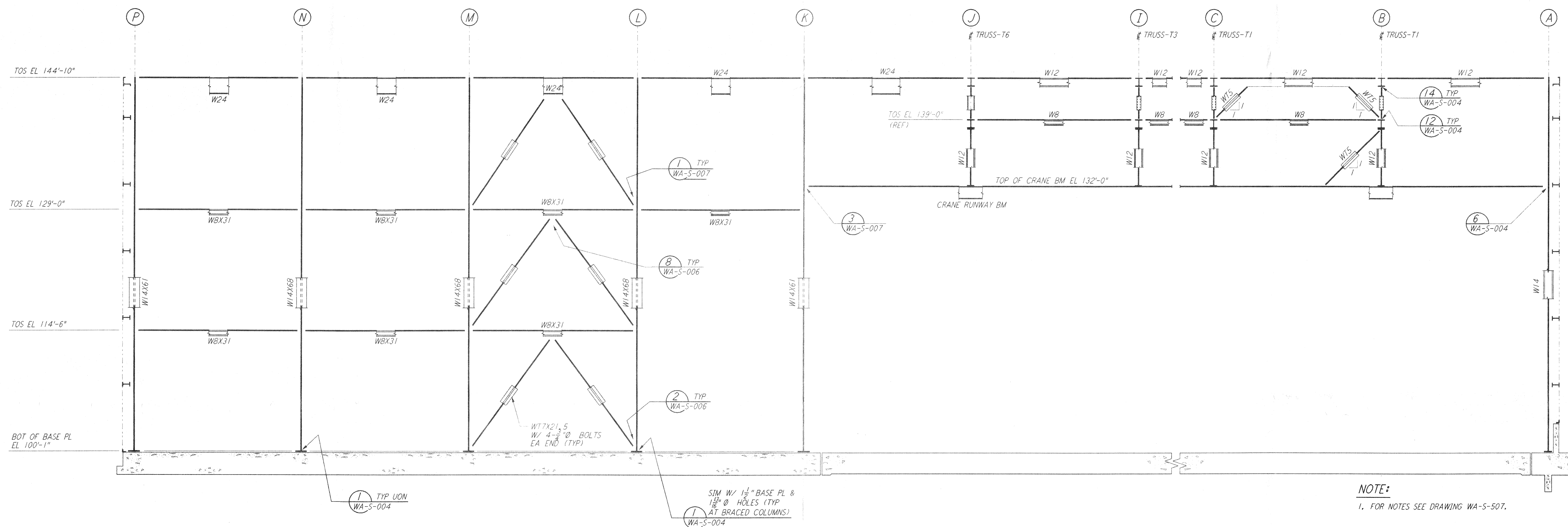
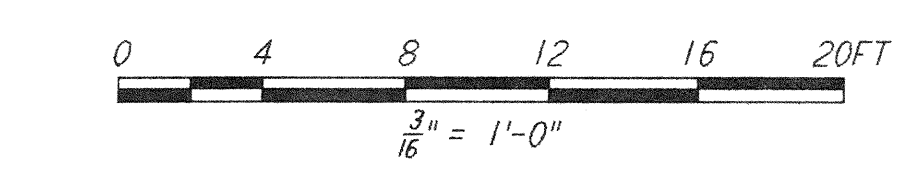


ELEVATION AT COLUMN LINE 5
 $\frac{3}{8}'' = 1'-0''$



PARTIAL ELEVATION AT COLUMN LINE 8
 $\frac{3}{8}'' = 1'-0''$

NOTE:
 1. FOR NOTES SEE DRAWING WA-S-507.




not be reproduced, copied, loaned, exhibited, or used in any other way, except by written consent from PARSONS to the borrower.

This document and the design it covers are the property of PARSONS. They are loaned only with the borrower's expressed written agreement that they will

NO.	DATE	BY	CHKD	ENGR	PROJ	DESCRIPTION

ISSUED FOR CONSTRUCTION	MCS	6-24-96
DRAWN		
CHECKED		7-2-96
ENGINEER		6-28-96
PROJ		



PARSONS
 100 WEST WALNUT STREET
 PASADENA, CALIFORNIA

LIGO
 CALIFORNIA INSTITUTE OF TECHNOLOGY
 MASSACHUSETTS INSTITUTE OF TECHNOLOGY

LASER INTERFEROMETER
 GRAVITATIONAL-WAVE OBSERVATORY
 SITE NO. 1 - HANFORD, WASHINGTON

STRUCTURAL
 CORNER STATION
 LVEA FRAMING ELEVATIONS
 SHEET 3

AS NOTED PPI50969 8094
WA-S-509

LIGO-D960330-00-0 LIGOWAF.BDR