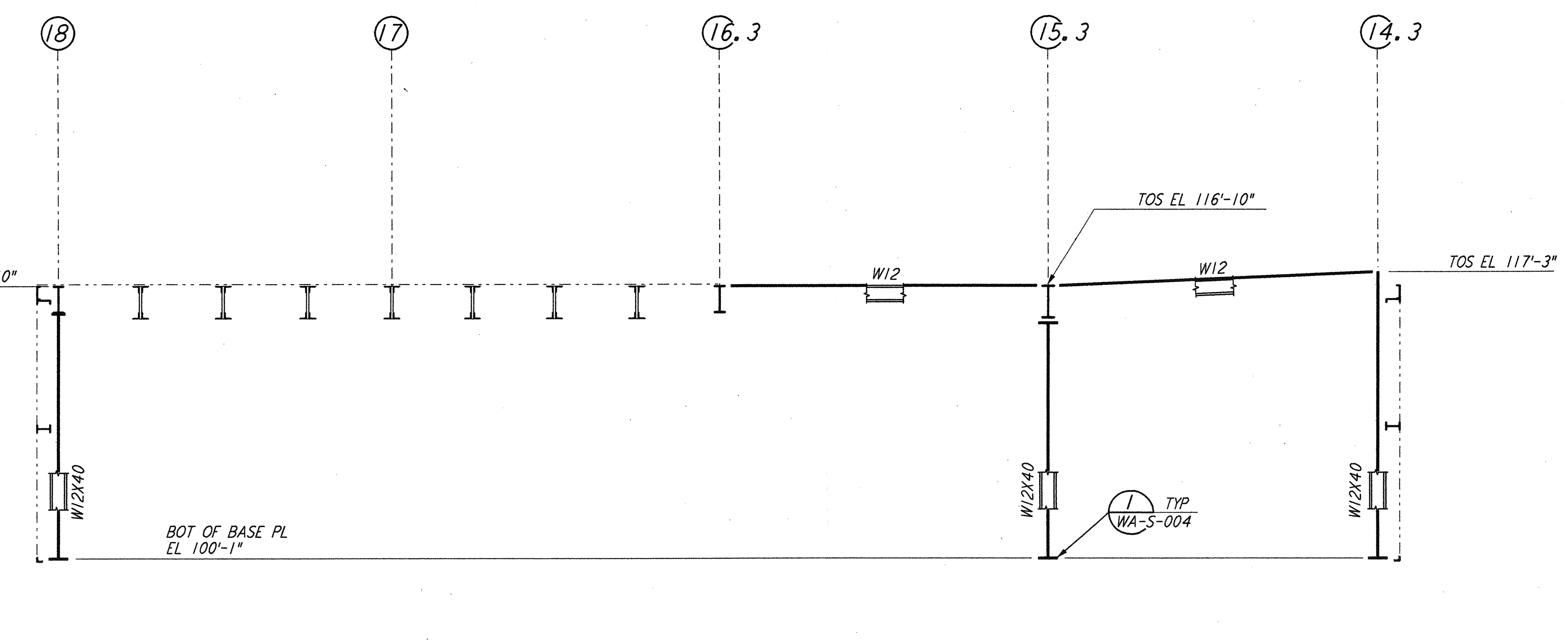
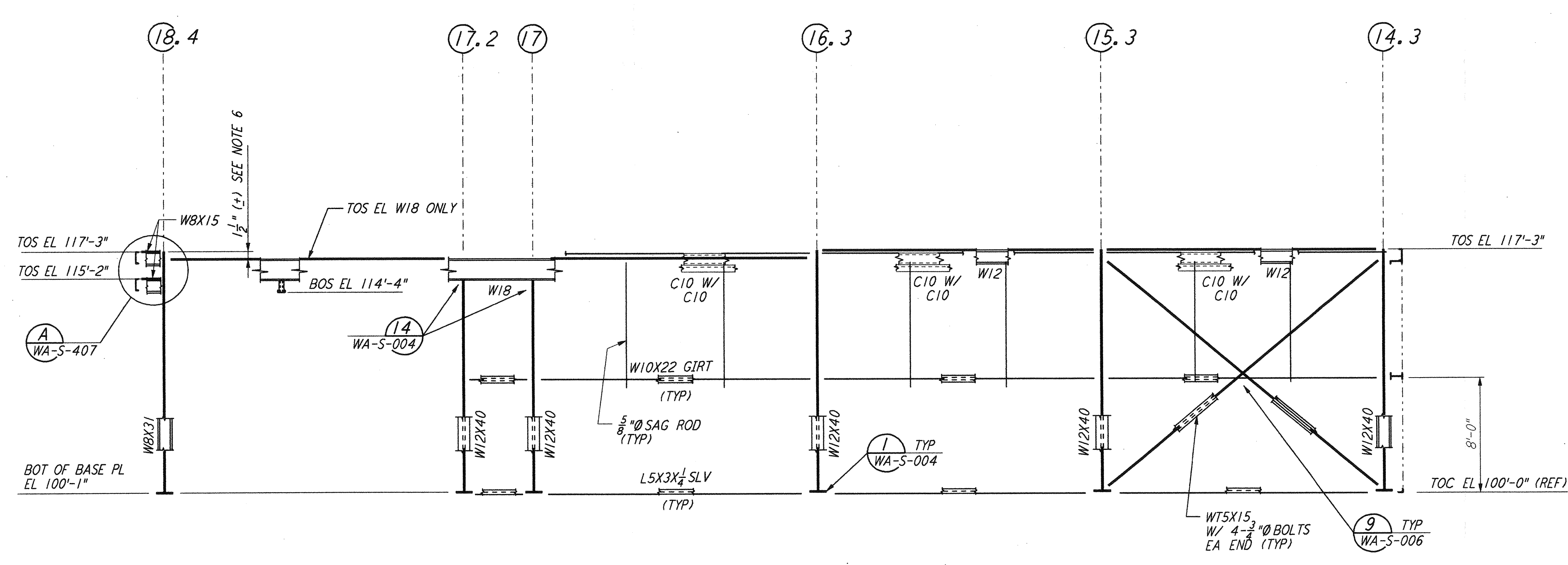


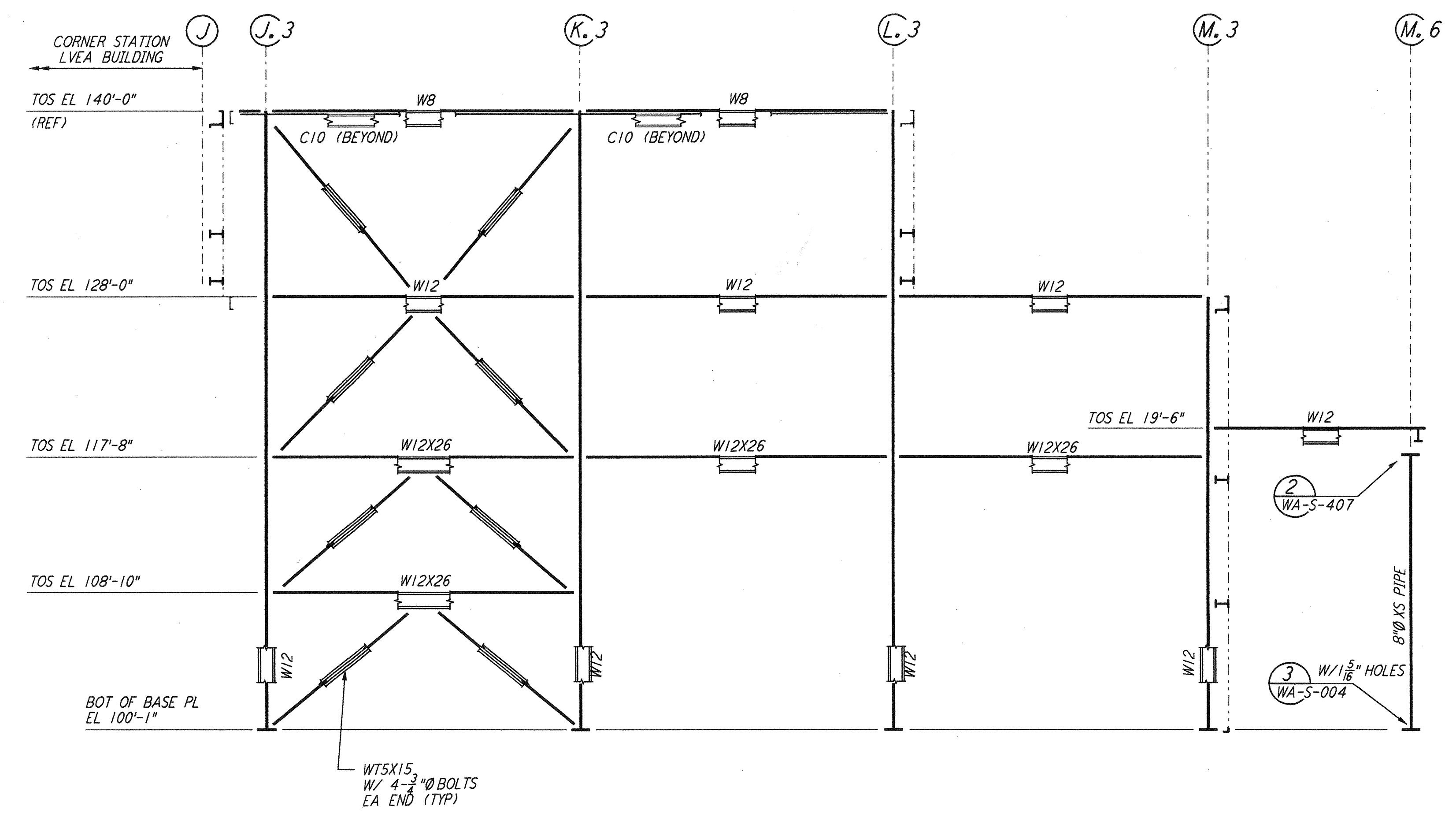
FRAMING ELEVATION AT COLUMN LINE U
 $\frac{3}{8}'' = 1'-0''$



FRAMING ELEVATION AT COLUMN LINE V
 $\frac{3}{8}'' = 1'-0''$

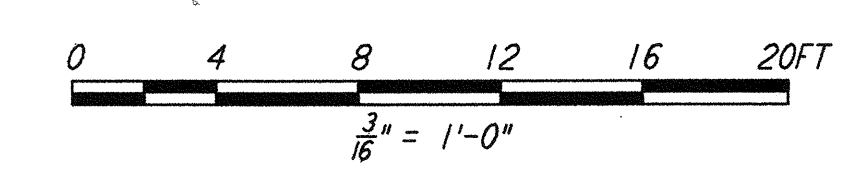


FRAMING ELEVATION AT COLUMN LINE W
 $\frac{3}{8}'' = 1'-0''$



FRAMING ELEVATION AT COLUMN LINE 10.3
 $\frac{3}{8}'' = 1'-0''$

- NOTES:**
- FOR GENERAL NOTES, ABBREVIATIONS AND SYMBOLS SEE DRAWING WA-S-001.
 - FOR CHANNEL, GIRT AND EAVE STRUT CONNECTION DETAILS SEE DRAWING WA-S-005.
 - FOR W BEAM TO COLUMN WEB/FLANGE CONNECTIONS, SEE DETAILS (1) & (4) TYPICAL UNLESS OTHERWISE NOTED.
 - FOR BASE ANGLE (L5X3) CONNECTIONS, SEE SECTION (A) WA-S-003.
 - FOR VERT BRGC CONNECTIONS SEE (2) WA-S-006, (8) WA-S-006, (1) WA-S-007, (2) WA-S-007 TYP UNO.
 - FABRICATOR TO ADJUST THIS DIMENSION BASED ON ACTUAL DEPTH OF THE TOP CHORD OF OPEN WEB JOISTS.



This document and the design it covers are the property of PARSONS. They are loaned only with the borrower's expressed written agreement that they will not be reproduced, copied, loaned, exhibited, or used in any other way, except by written consent from PARSONS to the borrower.

This document and the design it covers are the property of PARSONS. They are loaned only with the borrower's expressed written agreement that they will not be reproduced, copied, loaned, exhibited, or used in any other way, except by written consent from PARSONS to the borrower.

NO.	DATE	BY	CHKD	ENGR	PROJ	DESCRIPTION
1	6-15-98	CKT	BP	BP	MDW	ISSUED FOR AS-BUILT

ISSUED FOR CONSTRUCTION			
DRAWN	MCS	6-24-96	
CHECKED	DDM	7-2-96	
ENGINEER	BP	6-28-96	
PROJ	MDW	7-9-96	

AS-BUILT DRAWINGS

PARSONS
 100 WEST WALNUT STREET
 PASADENA, CALIFORNIA

LIGO
 CALIFORNIA INSTITUTE OF TECHNOLOGY
 MASSACHUSETTS INSTITUTE OF TECHNOLOGY

LIGO-D960300-01-O

LASER INTERFEROMETER
 GRAVITATIONAL-WAVE OBSERVATORY
 SITE NO. 1 - HANFORD, WASHINGTON

TITLE	SCALE	CONTRACT NUMBER	PROJECT NUMBER
STRUCTURAL CORNER STATION OSB FRAMING ELEVATIONS SHEET 3	AS NOTED	PP150969	8094
SHEET NUMBER	REVISIONS	WA-S-120	