

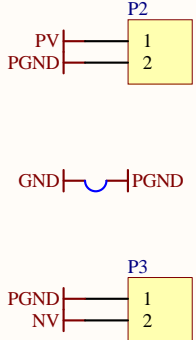
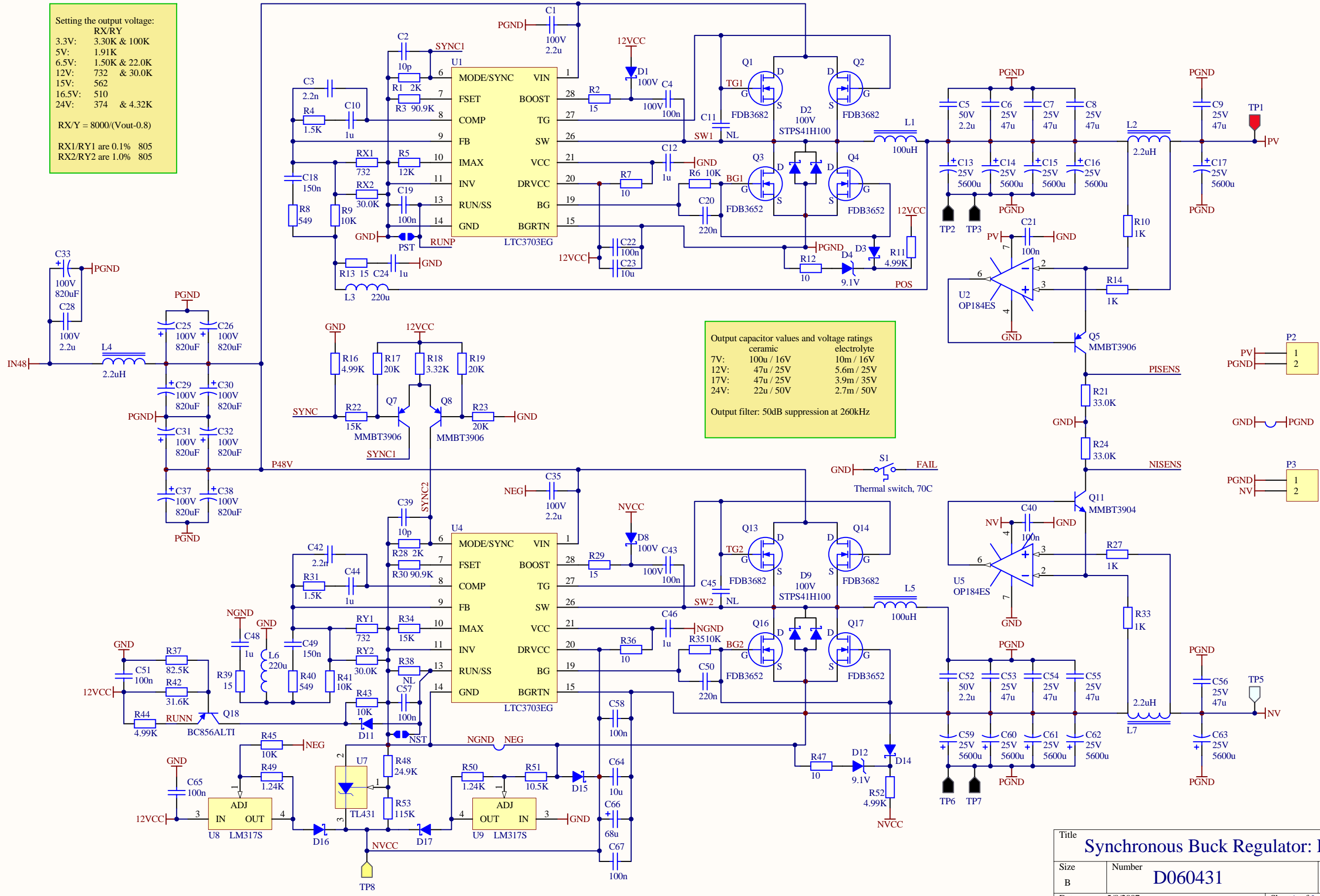
Setting the output voltage:
 RX/R1
 3.3V: 3.30K & 100K
 5V: 1.91K
 6.5V: 1.50K & 22.0K
 12V: 732 & 30.0K
 15V: 562
 16.5V: 510
 24V: 374 & 4.32K

$RX/Y = 8000 / (V_{out} - 0.8)$

RX1/R1 are 0.1% 805
 RX2/R2 are 1.0% 805

Output capacitor values and voltage ratings
 ceramic electrolyte
 7V: 100u / 16V 10m / 16V
 12V: 47u / 25V 5.6m / 25V
 17V: 47u / 25V 3.9m / 35V
 24V: 22u / 50V 2.7m / 50V

Output filter: 50dB suppression at 260kHz

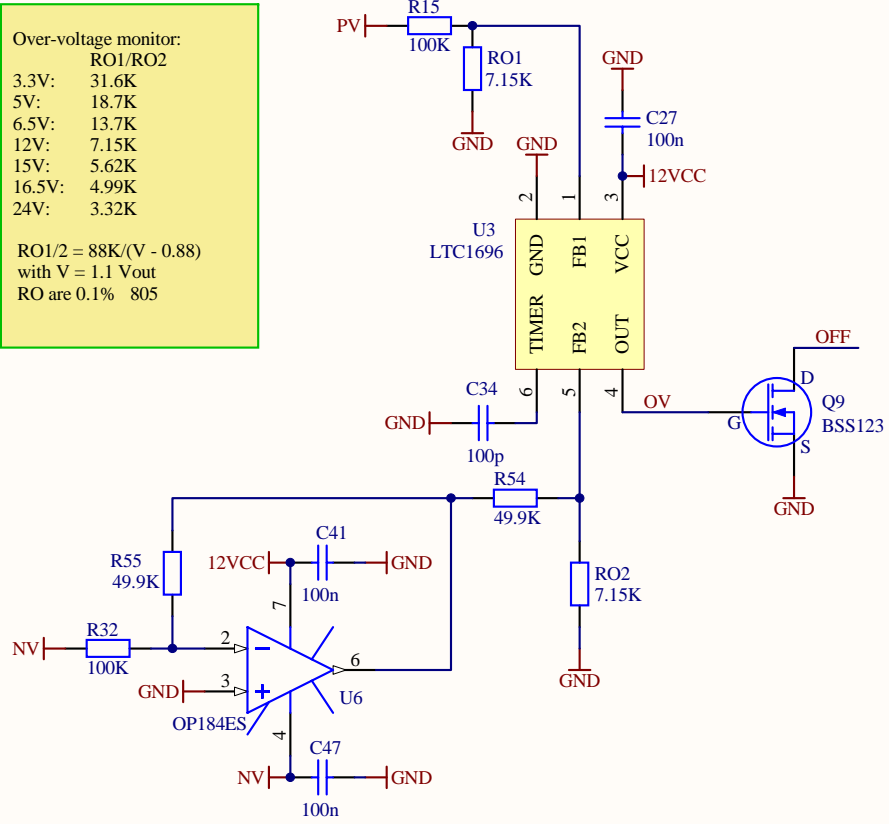


Title Synchronous Buck Regulator: PM		
Size B	Number D060431	Revision D
Date: 5/8/2007	Sheet 1 of 2	
File: C:\User\...\PowerSupplyPM1.SchDoc	Drawn By: Paul Schwinberg/Daniel Sigg	

48V DC nominal
20A or smaller fuse required

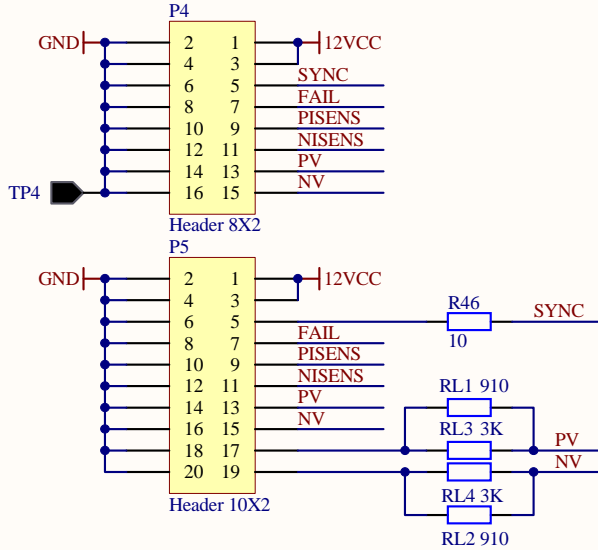
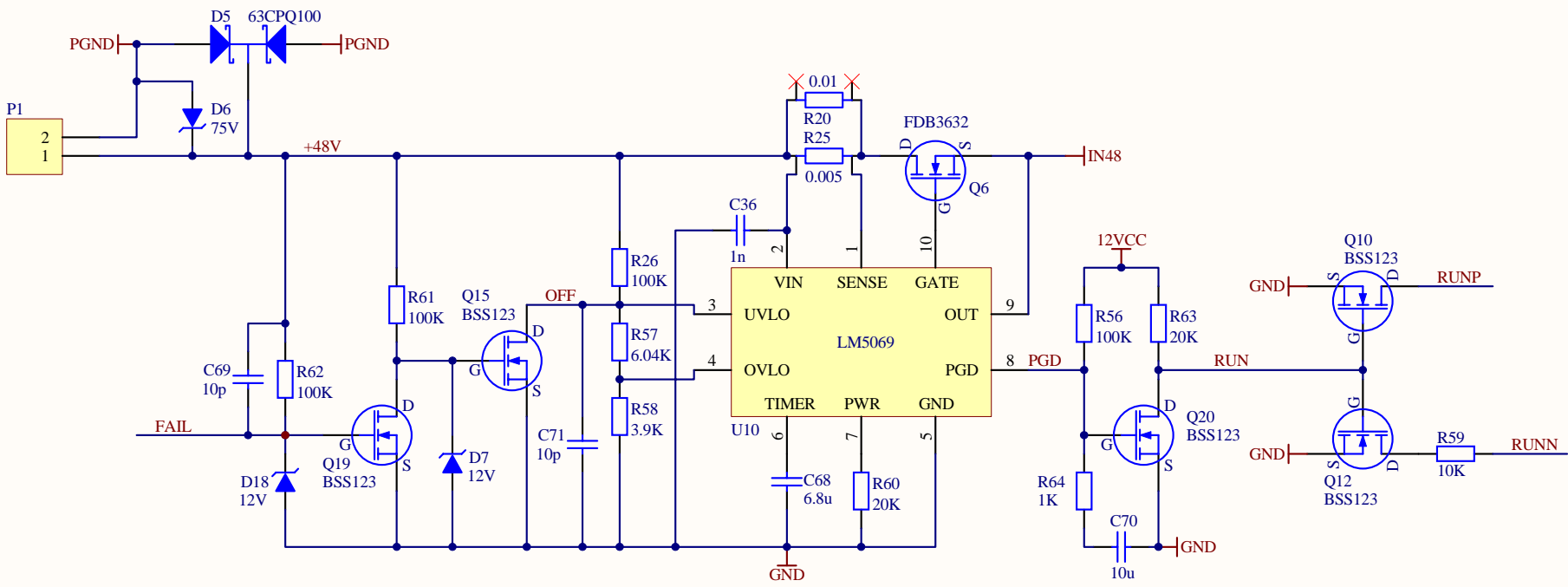
Over-voltage monitor:
RO1/RO2
3.3V: 31.6K
5V: 18.7K
6.5V: 13.7K
12V: 7.15K
15V: 5.62K
16.5V: 4.99K
24V: 3.32K

RO1/2 = 88K/(V - 0.88)
with V = 1.1 Vout
RO are 0.1% 805



Setting the LED current:
RL1/RL2
3.3V: 124
5V: 255
6.5V: 374
12V: 910
15V: 1.30K
16.5V: 1.50K
24V: 3.00K

 $RL1/2 = RL3/4 V / (I_{LED} RL3/4 - V)$
with V = Vout-VLED
RL are 1% 1206



Title Synchronous Buck Regulator: PM		
Size B	Number D060431	Revision D
Date: 5/8/2007	Sheet2 of 2	
File: C:\User\...\PowerSupplyPM2.SchDoc	Drawn By: Paul Schwinberg/Daniel Sigg	