

Setting the output voltage:

	RX/R1
3.3V:	3.30K & 100K
5V:	1.91K
6.5V:	1.50K & 22.0K
12V:	732 & 30.0K
15V:	562
16.5V:	510
24V:	374 & 4.32K

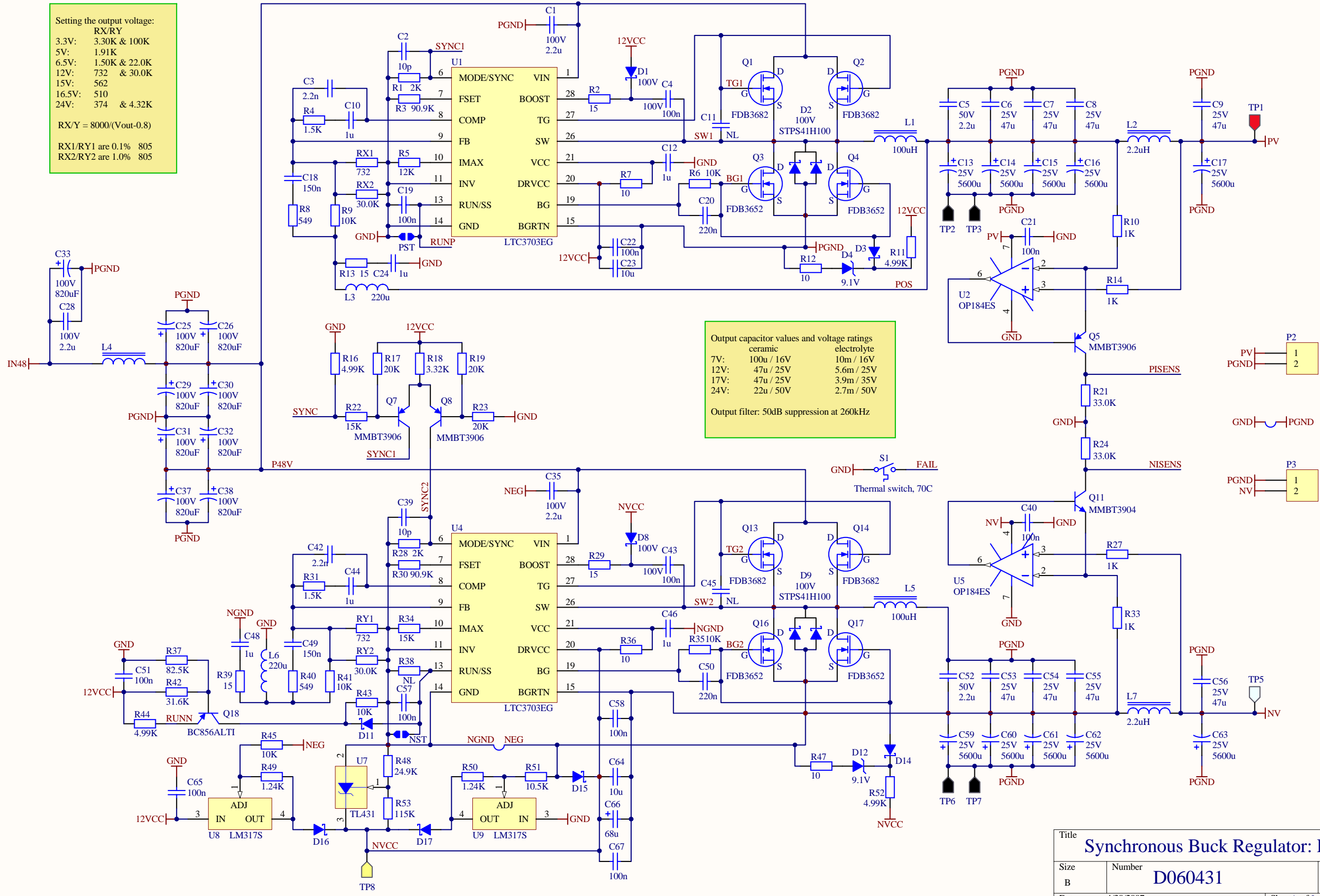
$RX/Y = 8000 / (V_{out} - 0.8)$

RX1/R1 are 0.1% 805
RX2/R2 are 1.0% 805

Output capacitor values and voltage ratings

	ceramic	electrolyte
7V:	100u / 16V	10m / 16V
12V:	47u / 25V	5.6m / 25V
17V:	47u / 25V	3.9m / 35V
24V:	22u / 50V	2.7m / 50V

Output filter: 50dB suppression at 260kHz

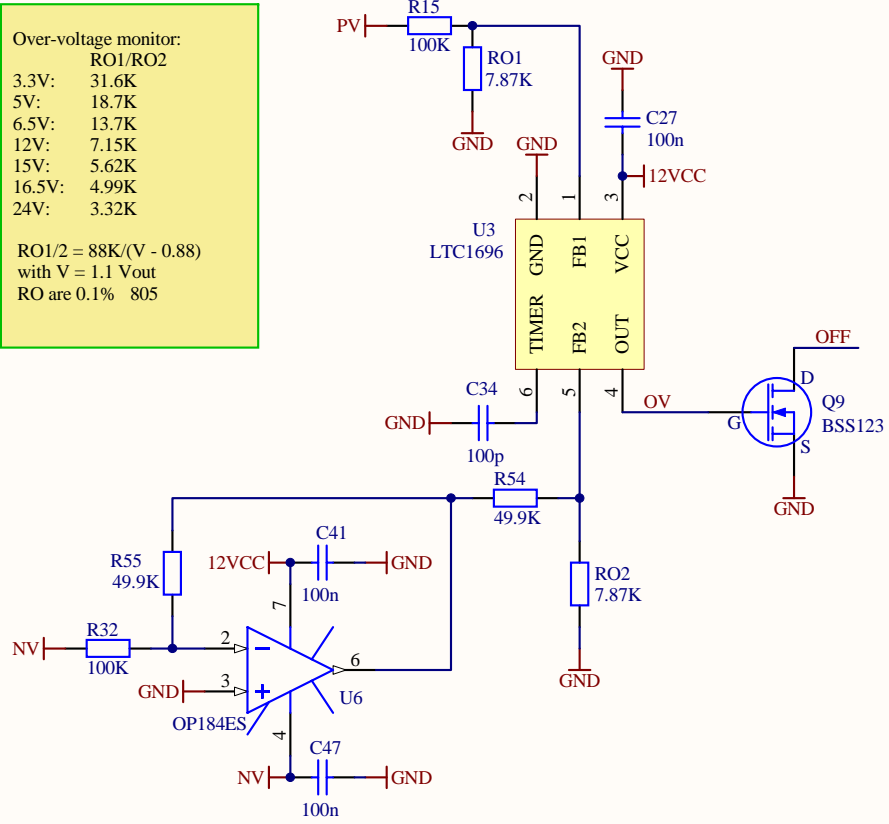


Title		
Synchronous Buck Regulator: PM		
Size	Number	Revision
B	D060431	C
Date:	4/30/2007	Sheet 1 of 2
File:	C:\User\...\PowerSupplyPM1.SchDoc	Drawn By: Paul Schwinberg/Daniel Sigg

48V DC nominal
20A or smaller fuse required

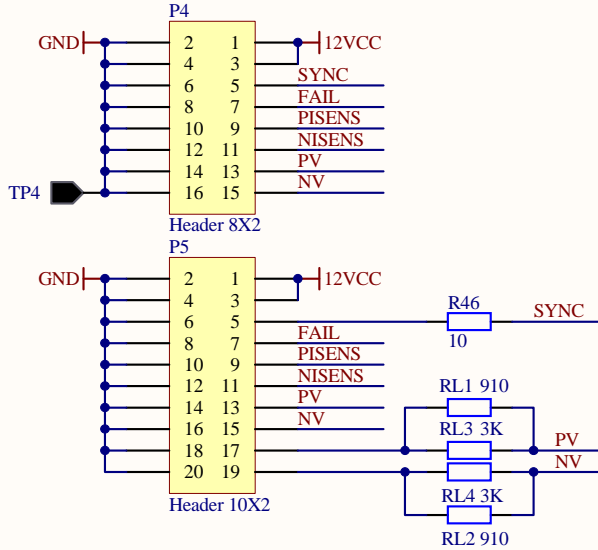
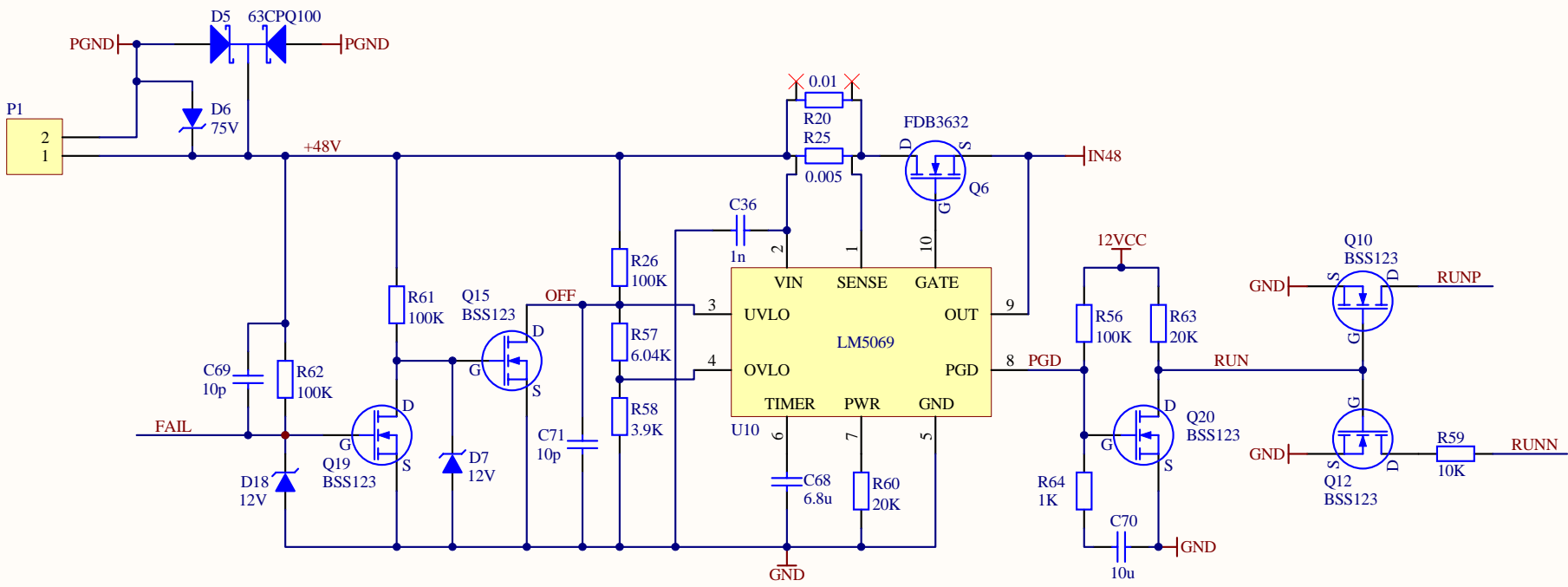
Over-voltage monitor:
RO1/RO2
3.3V: 31.6K
5V: 18.7K
6.5V: 13.7K
12V: 7.15K
15V: 5.62K
16.5V: 4.99K
24V: 3.32K

RO1/2 = 88K/(V - 0.88)
with V = 1.1 Vout
RO are 0.1% 805



Setting the LED current:
RL1/RL2
3.3V: 124
5V: 255
6.5V: 374
12V: 910
15V: 1.30K
16.5V: 1.50K
24V: 3.00K

 $RL1/2 = RL3/4 V / (I_{LED} RL3/4 - V)$
with V = Vout-VLED
RL are 1% 1206



Title Synchronous Buck Regulator: PM		
Size B	Number D060431	Revision C
Date: 4/30/2007	Sheet2 of 2	
File: C:\User\...\PowerSupplyPM2.SchDoc	Drawn By: Paul Schwinberg/Daniel Sigg	