

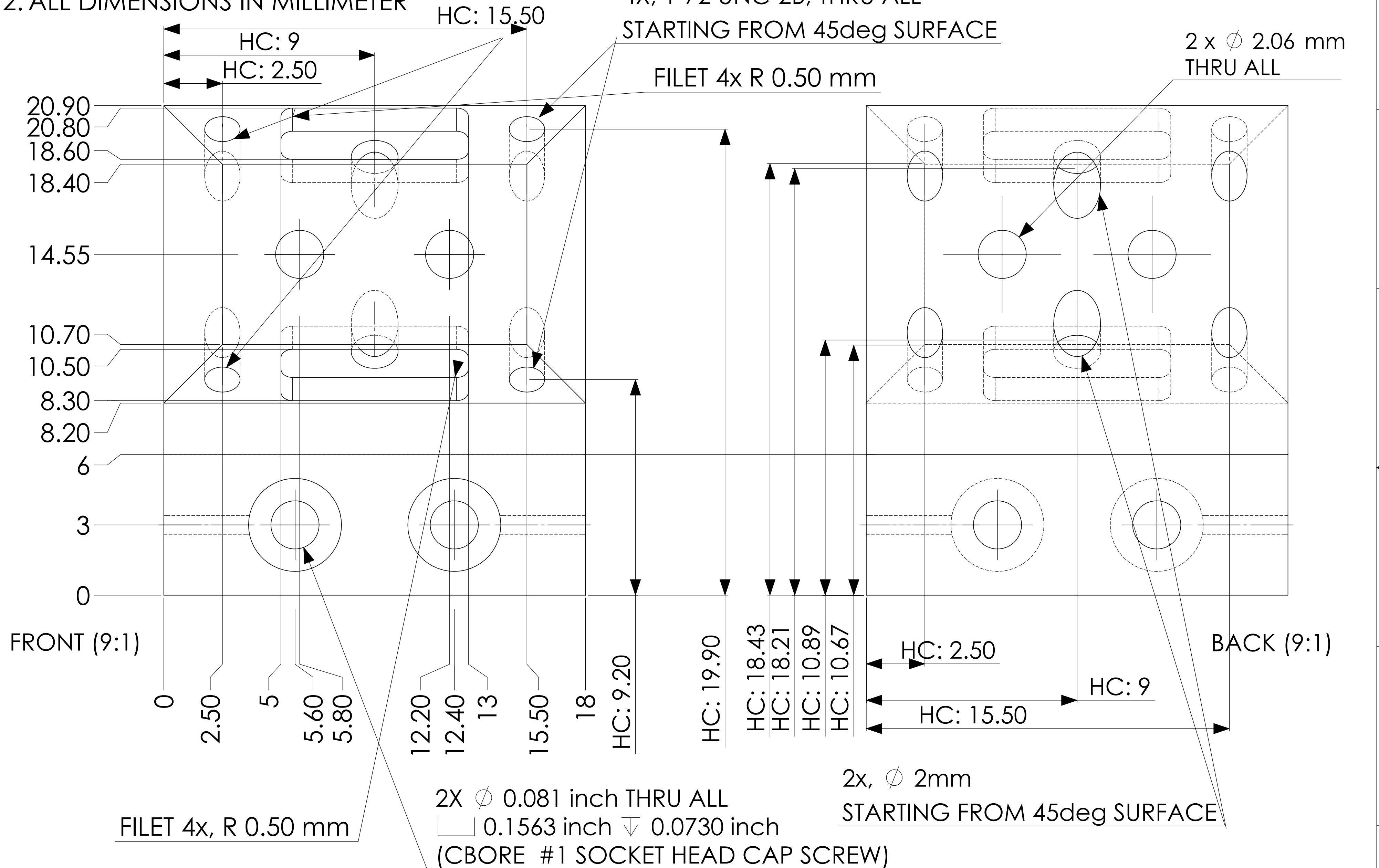
NOTES: (UNLESS OTHERWISE SPECIFIED)
 1. BREAK ALL SHARP EDGES .01/.02 X 45°
 2. ALL DIMENSIONS IN MILLIMETER

HC= HOLE CENTER

4X, 1-72 UNC-2B, THRU ALL
 STARTING FROM 45deg SURFACE

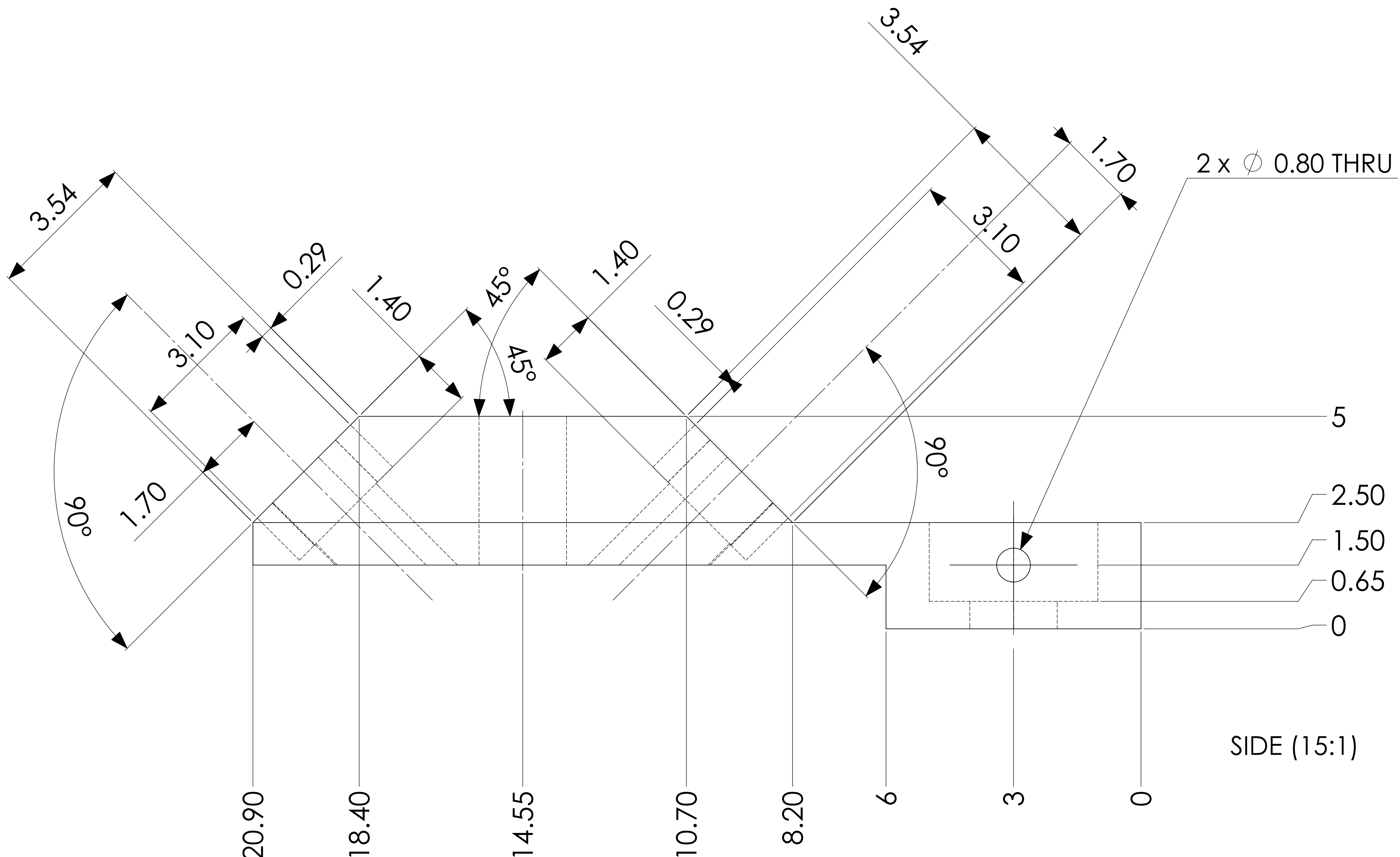
2 x ϕ 2.06 mm
 THRU ALL

FILET 4x R 0.50 mm



UNLESS OTHERWISE SPECIFIED:		NAME	DATE	Massachusetts Institute of Technology LIGO project
DIMENSIONS ARE IN mm	DRAWN	Edith Innerhofer	02/2006	TITLE: RPI, OSEM-side-base, Rev 01, page 1/3
TOLERANCES ARE: \pm 0.05mm	CHECKED			
ANGULAR: \pm .25°	ENG APPR.			
MATERIAL Aluminum	MFG APPR.			Q.A.
FINISH 32/	COMMENTS:			SIZE DWG. NO. REV C LIGO-D060027-02-R 02
DO NOT SCALE DRAWING				SCALE: 9:1 WEIGHT: SHEET 1 OF 3

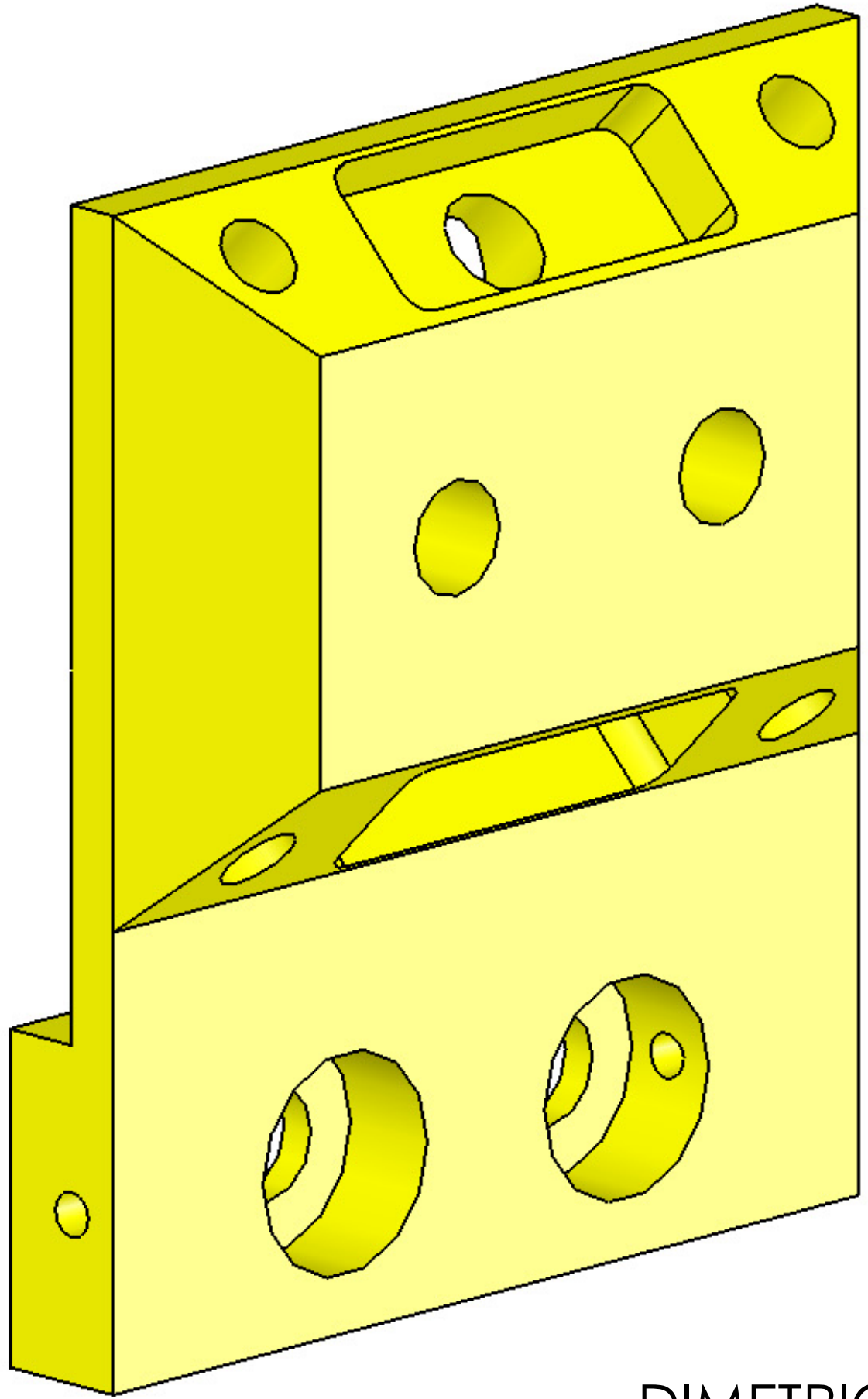
NOTES: (UNLESS OTHERWISE SPECIFIED)
 1. BREAK ALL SHARP EDGES .01/.02 X 45°
 2. ALL DIMENSIONS IN MILLIMETER



SIDE (15:1)

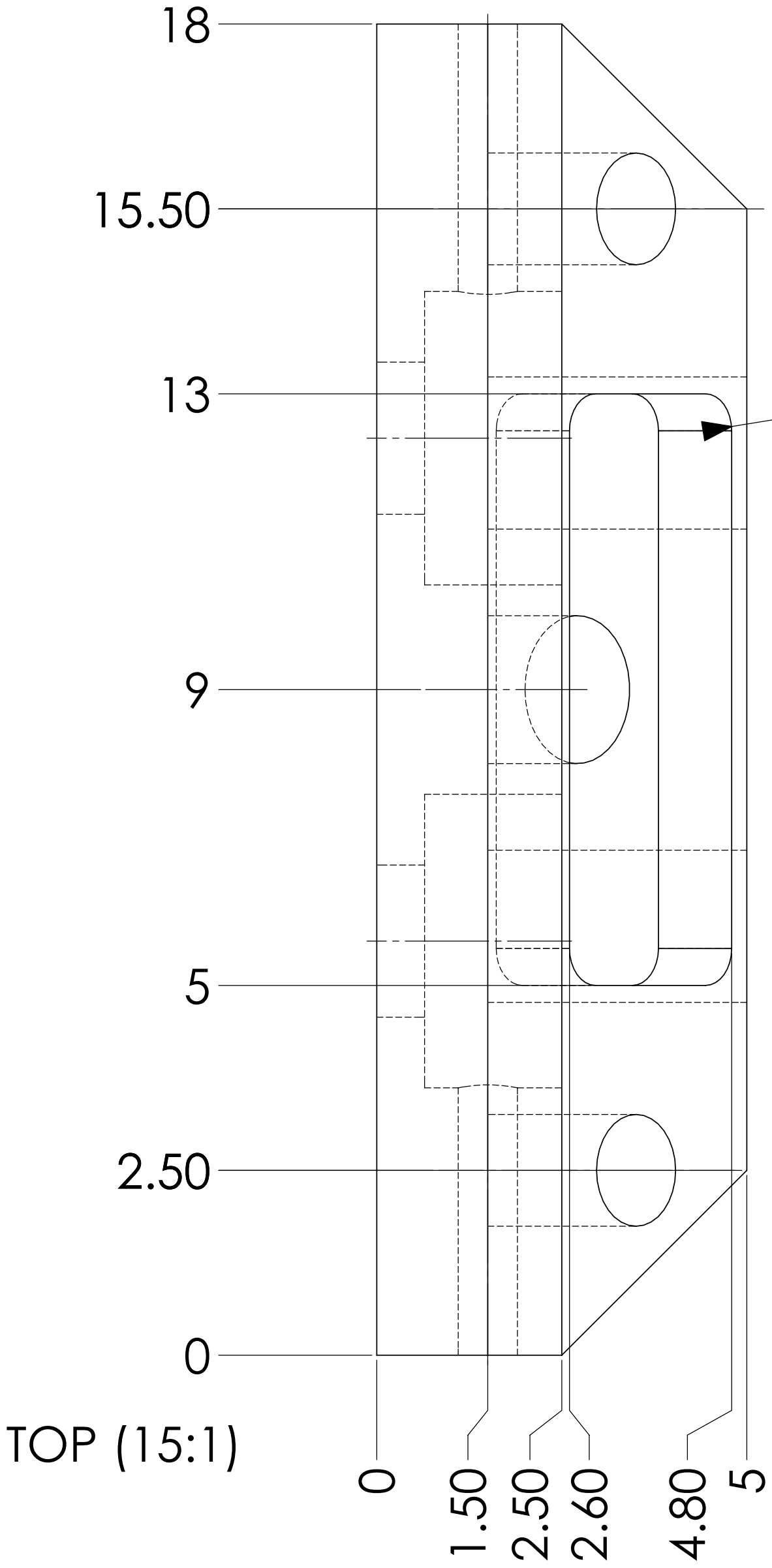
UNLESS OTHERWISE SPECIFIED:		NAME	DATE	Massachusetts Institute of Technology LIGO project	
DIMENSIONS ARE IN mm		DRAWN	Edith Innerhofer	02/2006	TITLE: RPI, OSEM-side-base, Rev 01, page 2/3
TOLERANCES ARE: ± 0.05mm		CHECKED			
ANGULAR: ± .25°		ENG APPR.			
		MFG APPR.			
MATERIAL Aluminum		Q.A.			SIZE DWG. NO. REV C LIGO-D060027-02-R 02
FINISH 32/		COMMENTS:			
DO NOT SCALE DRAWING		SCALE: 9:1	WEIGHT:	SHEET 2 OF 3	

NOTES: (UNLESS OTHERWISE SPECIFIED)
 1. BREAK ALL SHARP EDGES .01/.02 X 45°
 2. ALL DIMENSIONS IN MILLIMETER



DIMETRIC (10:1)

FILET
 4x, R 0.50 mm
 4x, lower extrude



UNLESS OTHERWISE SPECIFIED:		NAME	DATE	Massachusetts Institute of Technology LIGO project
DIMENSIONS ARE IN mm TOLERANCES ARE: ± 0.05mm ANGULAR: ± .25°		DRAWN Edith Innerhofer	02/2006	
MATERIAL Aluminum		CHECKED		TITLE: RPI, OSEM-side-base, Rev 01, page 3/3
FINISH 32/		ENG APPR.		
DO NOT SCALE DRAWING		MFG APPR.		SIZE DWG. NO. REV C LIGO-D060027-02-R 02
		Q.A.		
		COMMENTS:		SCALE: 15:1 WEIGHT: 1 SHEET 3 OF 3