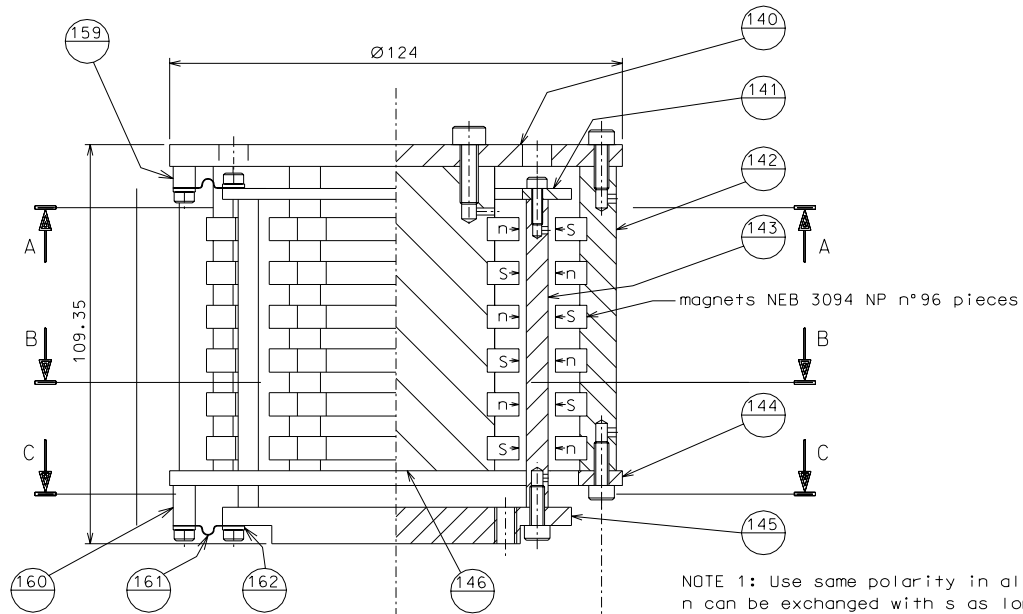


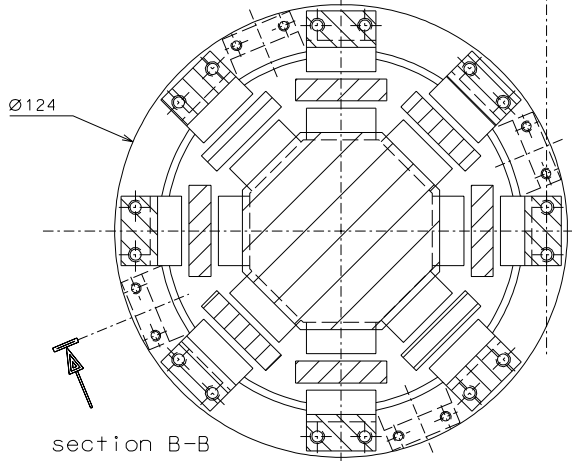
section A-A



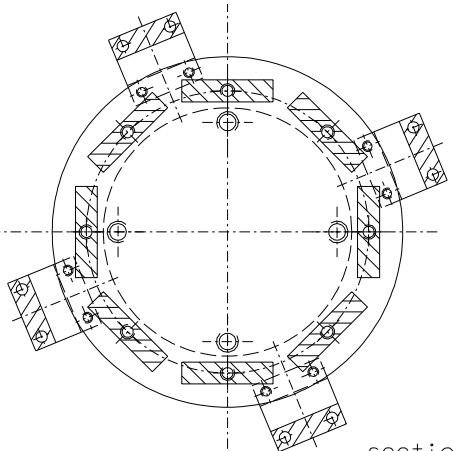
NOTE 1: Use same polarity in all 18 columns
n can be exchanged with s as long as
coherence is maintained in the entire damper

NOTE 2: For assembly use 4 shims 18x40x5.9
between parts 145 and 146 check resonant
frequency after assembly the resonant
frequency can be adjusted by replacing pairs
of springs with thicker or thinner ones.

NOTE 3: All details constitute n°1 damper
unit



section B-B



section C-C

part number	description	quantity
161-144	tommy head M3x16	32
161-140	tommy head M3x12	32
161-141	tommy head M3x6	32
161-145	tommy head M3x6	32
145-143	tommy head M4x10	64
141-143	tommy head M3x8	32
144-142	tommy head M4x12	64
140-142	tommy head M4x12	32
140-146	tommy head M5x12	16
detail	type	n°piec.

Screw's table

ref.	note	date	signature
	added note	08-04-06	
	modified several details	06-03-06	
	added screw list	26-02-06	
	modified several details	26-01-06	

modifications			
145	171	support flux guides	
144	171	bottom centering ring	
143	172	flux guides	
142	172	external supp. magnets	
141	171	top centering ring	
140	171	cover support magnets	
162	173	little spacer	
161	173	blade	
160	173	bottom spacer	
159	173	top spacer	
146	172	internal supp. magnets	

	designed for	R.De Salvo
	draw. by	G. Gennaro-PROMECC
title		HAM-OPTICAL BENCH
		MAGNETIC DAMPER GR.8
date		2-10-05
ref.		LIGO-D051166-04-D
scale		1/1
		A 2