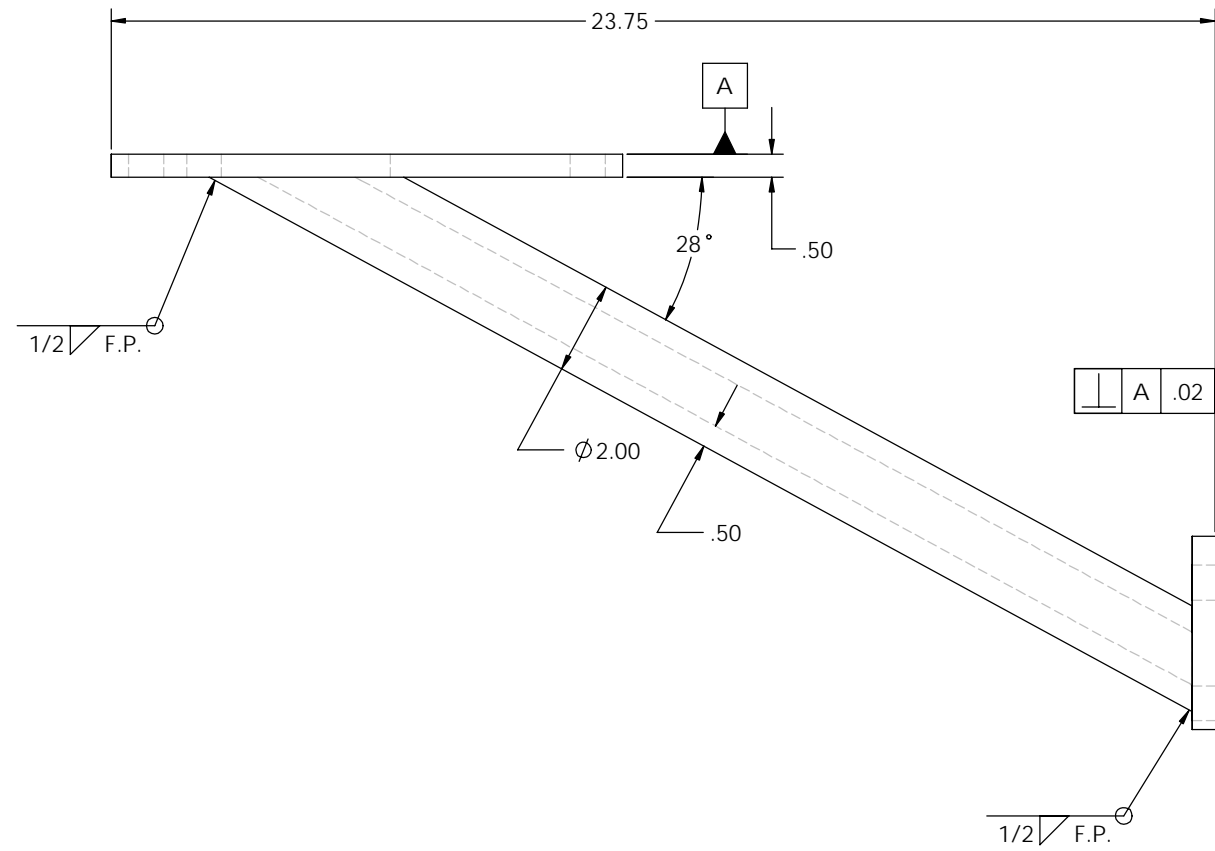
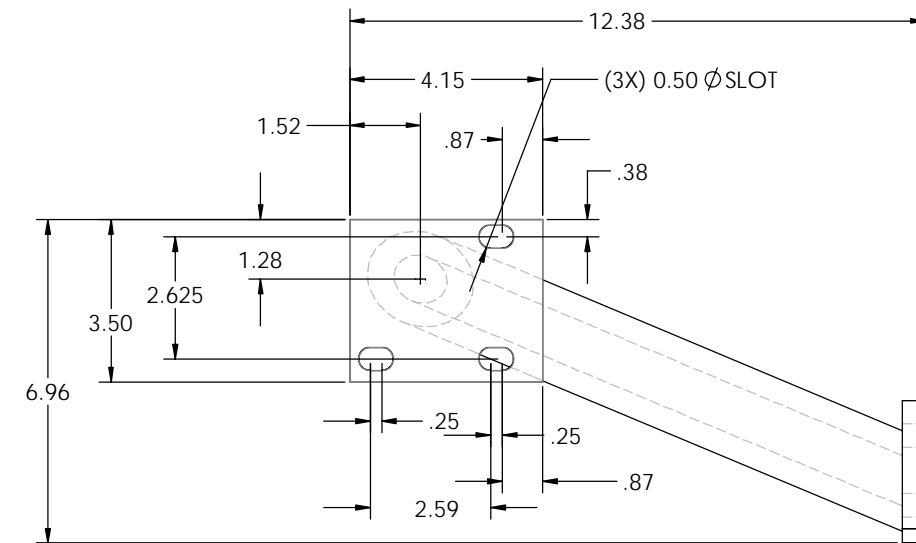
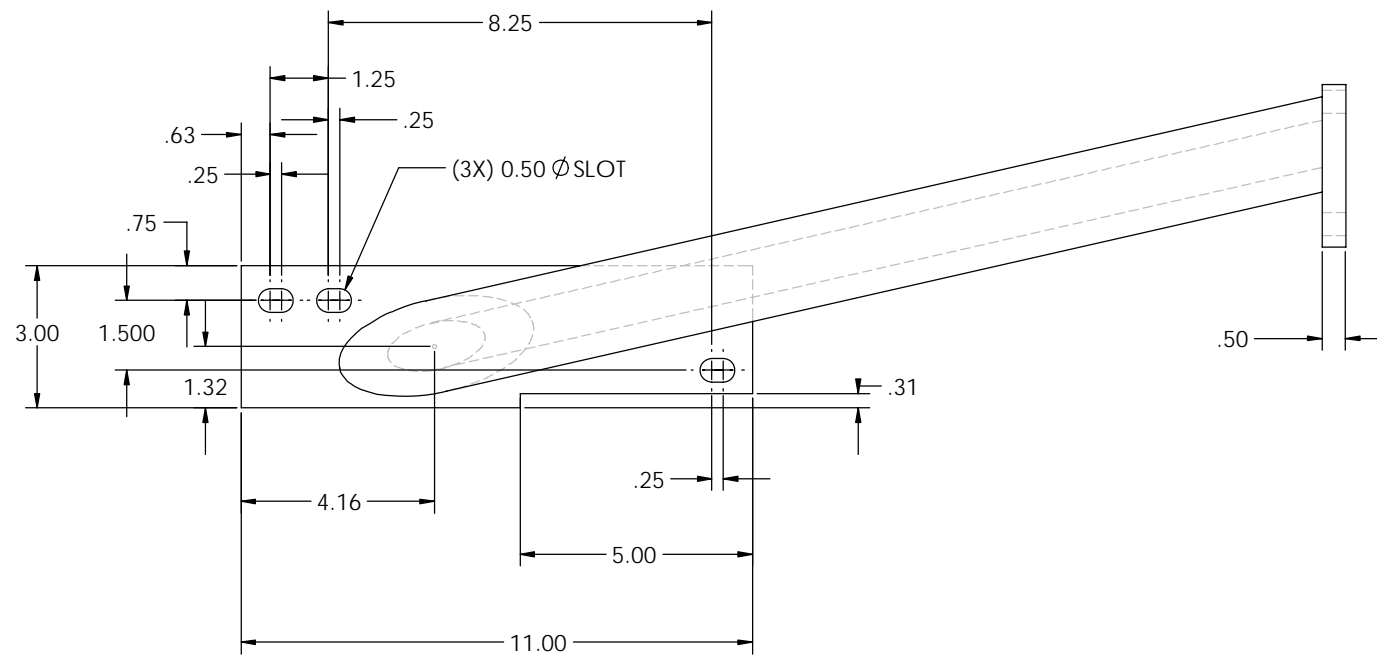


NOTES: (UNLESS OTHERWISE SPECIFIED)

REV	DATE	DCN #	DRAWING TREE #
A	E030103		D020124-A
B	E030349		D020124-A
C	E080410		D020124-A



- NOTES:
1. REMOVE ALL BURRS AND BREAK SHARP EDGES
 2. PART NUMBER (DRG NO., DASH NO., REVISION NO, SERIAL NO.) TO BE CLEARLY MARKED ON THE PART.
 3. PAINT MEDIUM BLUE, SHERWIN WILLIAMS POLANE T-PLUS POLYURETHANE ENAMEL #SW-F63TX-L-2822-5864.
 4. OXI-SOLV RUST INHIBITOR TO BE APPLIED TO BOTTOM SURFACE. DO NOT PAINT.
 5. PLUG TAPPED AND THRU HOLES DURING PAINT APPLICATION.
 6. FULL WELDED CONSTRUCTION
 7. STRESS RELIEVE BEFORE FINISH MACHINING
 8. REMOVE ALL SHARP EDGES
 9. SEE D030278-A FOR FIT-UP REQUIREMENTS TO LIGO PART NO. D020004.
 10. AFTER FINAL MACHINING TO FIT, MARK STIFFENERS AND HOUSING D020004 WITH A CORRESPONDING SERIAL NUMBER.
 11. SERIAL # SHALL BE OF THE FORMAT DXXXXXX-REV-SN WHERE DXXXXXX IS THE PART NUMBER, REV IS THE DRAWING REVISION, AND SN IS THE SEQUENTIAL SERIAL NUMBER 001 THRU 999 IN THE ORDER PRODUCED.



ITEM NO.	REQ. QUANTITY	SPARE QUANTITY	TOT. QUANTITY	PART NUMBER	DESCRIPTION	SUPPLIER
PARTS LIST						
UNLESS OTHERWISE SPECIFIED:				DATE	NAME	
DIMENSIONS ARE IN INCHES				6/20/02	LIGO	
TOLERANCES:				CALIFORNIA INSTITUTE OF TECHNOLOGY		
xxx ± .02				MASSACHUSETTS INSTITUTE OF TECHNOLOGY		
xxx ± .005				SYSTEM		
ANGULAR ± 1 DEG				SUB-SYSTEM		
MATERIAL: STEEL ASTM 519				NEXT ASSY: PRE-ISOLATOR ASSEMBLY		
SEE NOTES				PART NAME: HOUSING STIFFENER, RIGHT, ACTUATOR		
				SIZE: D	DWG. NO: D020329-C-D	REV: C
				SCALE: D020329.SLDDRW	SHEET 1 OF 1	