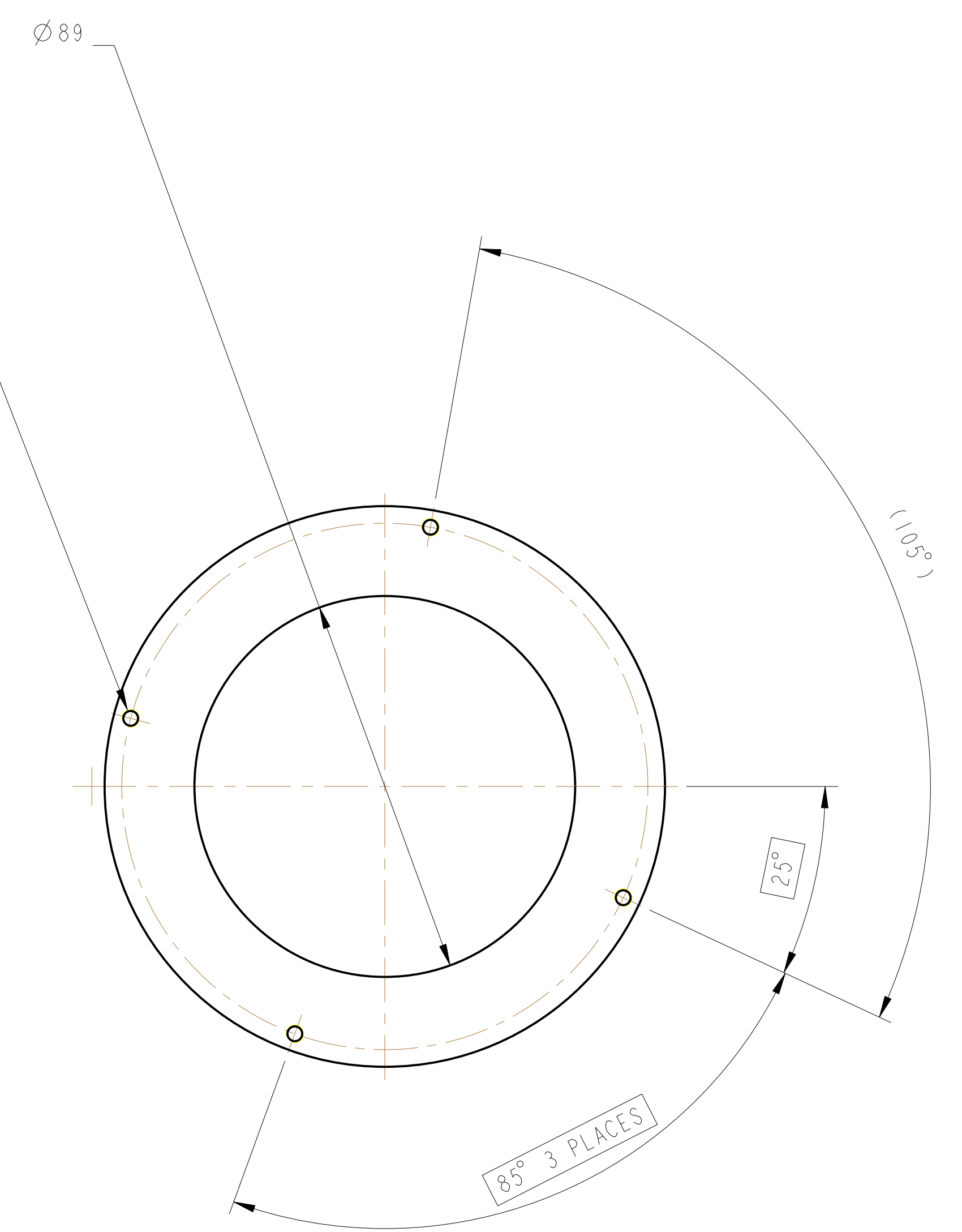
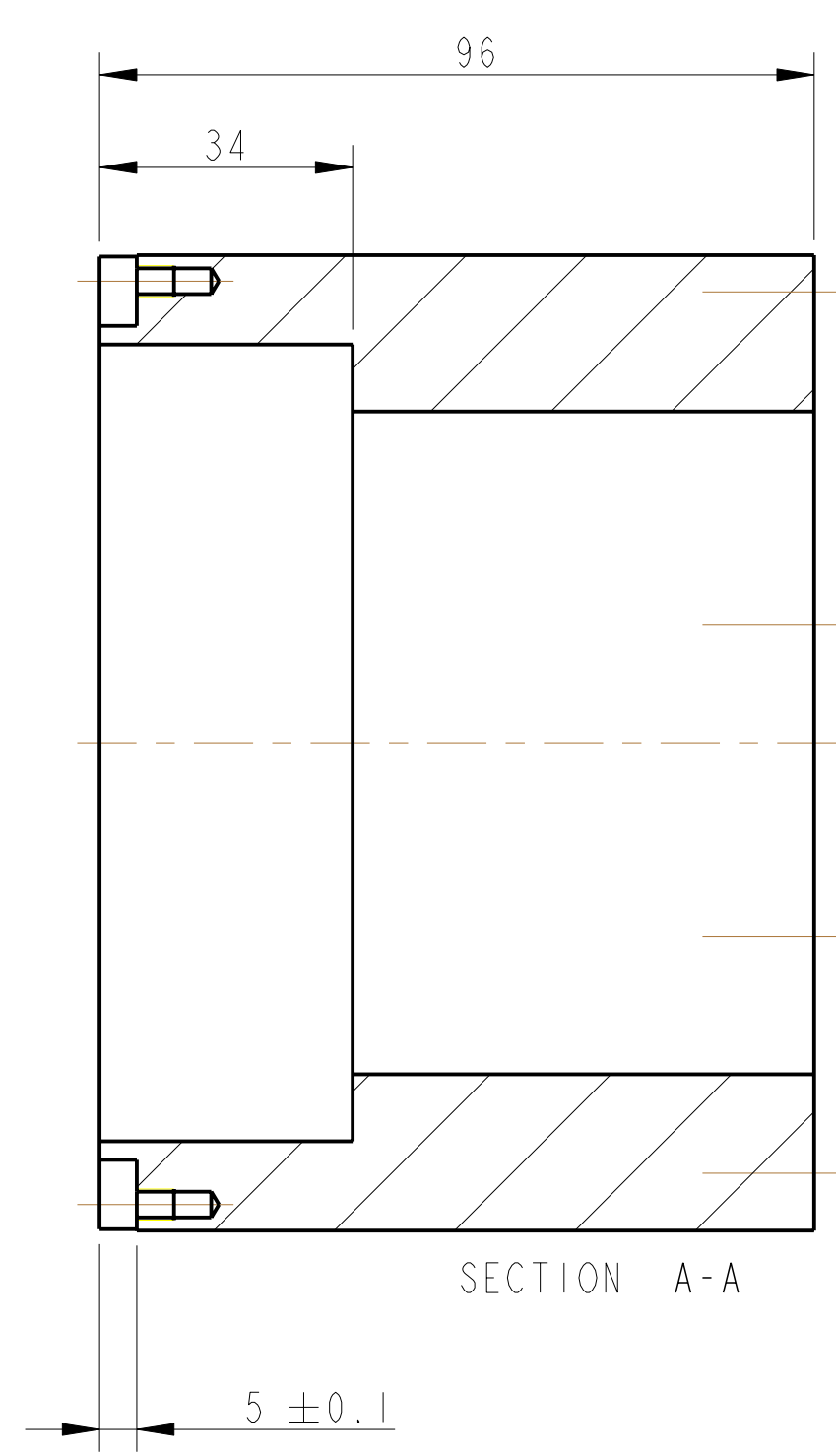
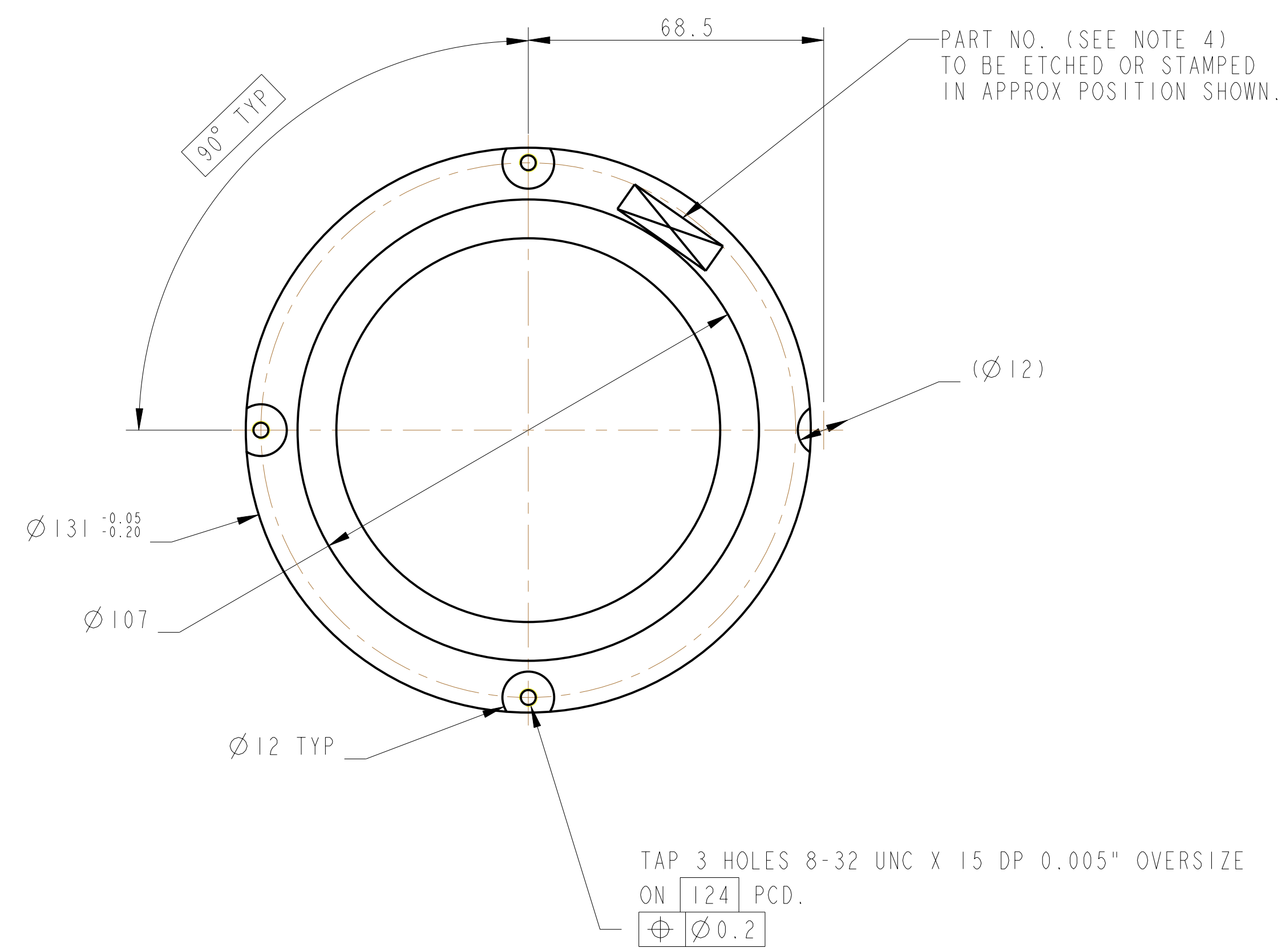


TAP 4 HOLES 8-32 UNC X 15 DP  
X 0.005" OVERSIZE ON  $\boxed{123}$  PCD  
 $\boxed{\oplus \ 0.2}$



NOTES: (UNLESS OTHERWISE SPECIFIED)

- REMOVE ALL SHARP EDGES. R.02 MIN.
- DO NOT SCALE FROM DRAWING.
- ALL MACHINING FLUIDS SHALL BE WATER SOLUBLE AND FREE OF SULFUR, CHLORINE AND SILICONE. SUCH AS CINCINNATI MILACRON'S CIMTECH 410 (STAINLESS STEEL).
- SCRIBE, ENGRAVE OR STAMP DRAWING PART NUMBER ON NOTED SURFACE OF PART AND A THREE DIGIT SERIAL NUMBER. SERIAL NUMBERS START AT 001 FOR THE FIRST PART AND PROCEED CONSECUTIVELY. USE 07" HIGH CHARACTERS. EXAMPLE: 000100-001 - A VIBRATORY TOOL MAY BE USED.

DIMENSIONS ARE IN mm (INCHES)  
TOLERANCES:  
X XX  $\pm$  13  
ANGULAR  $\pm 0.25^\circ$

MATERIAL: ST STEEL  
304 OR 316

FINISH: CLEAN, GREASE FREE  
 $\sqrt{\mu m}$  (LIN) Ra = 1.6

NAME	DATE
DRAWN	J O'BELL 22/AUG/10
CHECKED	J O'D
APPROVED	---

SCALE: 1:1 PROJECTION:

CALIFORNIA INSTITUTE OF TECHNOLOGY MASSACHUSETTS INSTITUTE OF TECHNOLOGY GLASGOW UNIVERSITY GEC ROX GROUP RUTHERFORD APPLIION LABORATORIES	SYSTEM aLIGO	SUB-SYSTEM SUS	NEXT ASSY ITM PENRE QUAD	PART NAME HEAVY ITM CAN BODY	BY
				DRG. NO. D1002200	SHEET 1 OF 1