

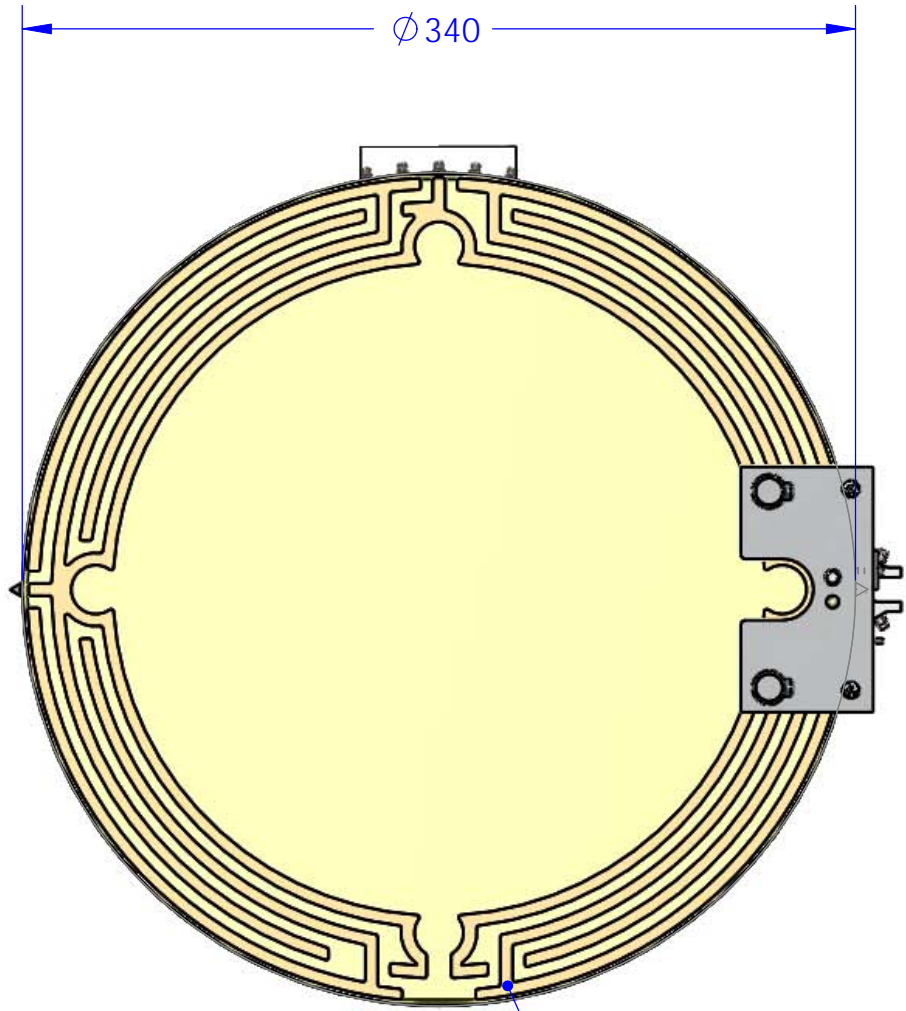
8 7 6 5 4 3 2 1

NOTES CONTINUED:

REV.	DATE	DCN #	DRAWING TREE #
v1	21/10/2010	-	-
v2	23/11/2010	-	-
-	-	-	-

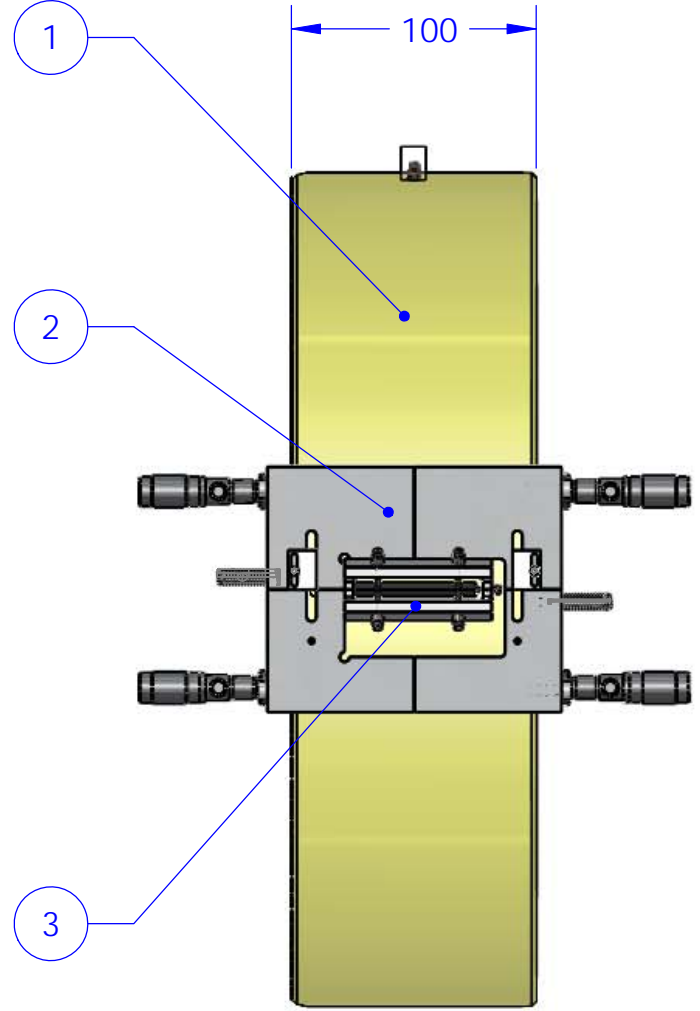
D
C
B
A

D
C
B
A

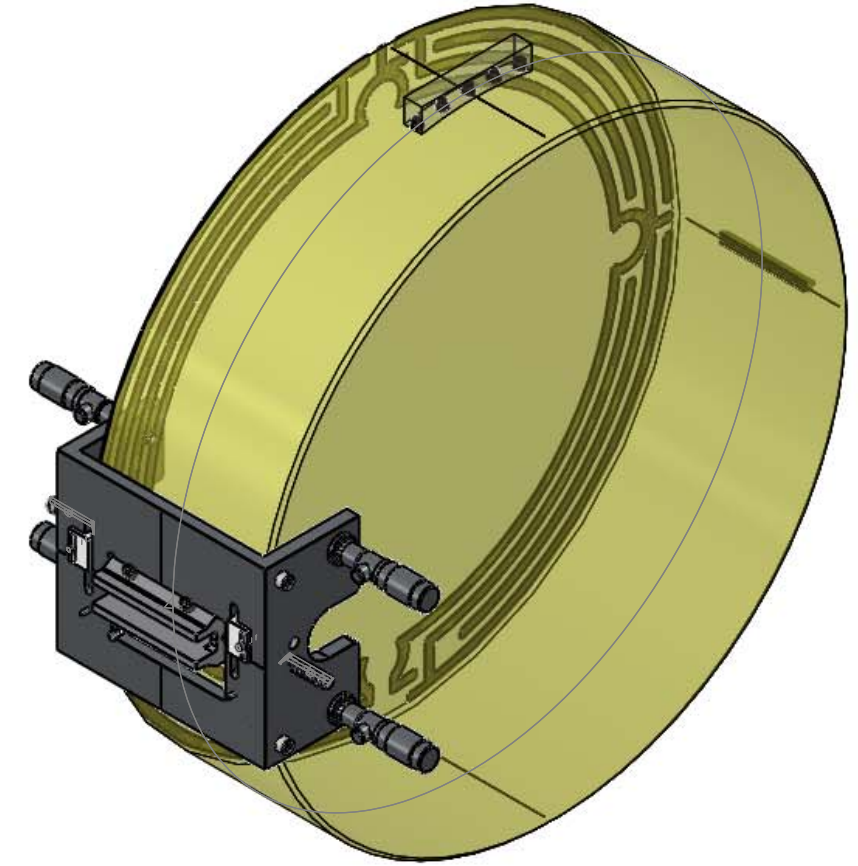


Ø 340

[TCP ESD PATTERN: D080177-v4]



100



ITEM NO.	ASSEMBLY NO.	DESCRIPTION	QTY.
1	D1000980	aLIGO TCP OPTIC ASSEMBLY WITH PRISMS	1
2	D1002141	aLIGO TCP PRISM BONDING FIXTURE	1
3	D1002145	aLIGO TCP/ERM PRISM HOLDER ASSEMBLY	1

NOTES AND TOLERANCES: (UNLESS OTHERWISE SPECIFIED)	
DIMENSIONS ARE IN mm	1. INTERPRET DRAWING PER ASME Y14.5-1994.
TOLERANCES: .XX ± N/A .XXX ± N/A	2. REMOVE ALL SHARP EDGES, R.5 MIN.
ANGULAR ± N/A*	3. DO NOT SCALE FROM DRAWING.
	4. ALL MACHINING FLUIDS MUST BE FULLY SYNTHETIC, FULLY WATER SOLUBLE AND FREE OF SULFUR, SILICONE, AND CHLORINE.
MATERIAL	N/A
FINISH	N/A µinch

CALIFORNIA INSTITUTE OF TECHNOLOGY MASSACHUSETTS INSTITUTE OF TECHNOLOGY		PART NAME	
SYSTEM		aLIGO TCP PRISM BONDING JIG ASSEMBLY	
SUB-SYSTEM		SUS	
DESIGNER	M.v.Veggel	26/08/2010	SIZE DWG. NO.
DRAFTER	M.v.Veggel	11/10/2010	B D1002140
CHECKER	R.Jones	15/10/2010	REV.
APPROVAL			v2
NEXT ASSY		SCALE: 1:3	PROJECTION:
		SHEET 1 OF 1	

8 7 6 5 4 3 2 1

D1002140_aLIGO_TCP_PRISM_BONDING_JIG, PART PDM REV: v2, DRAWING PDM REV: